



THE WEEKLY AGRO WATCH

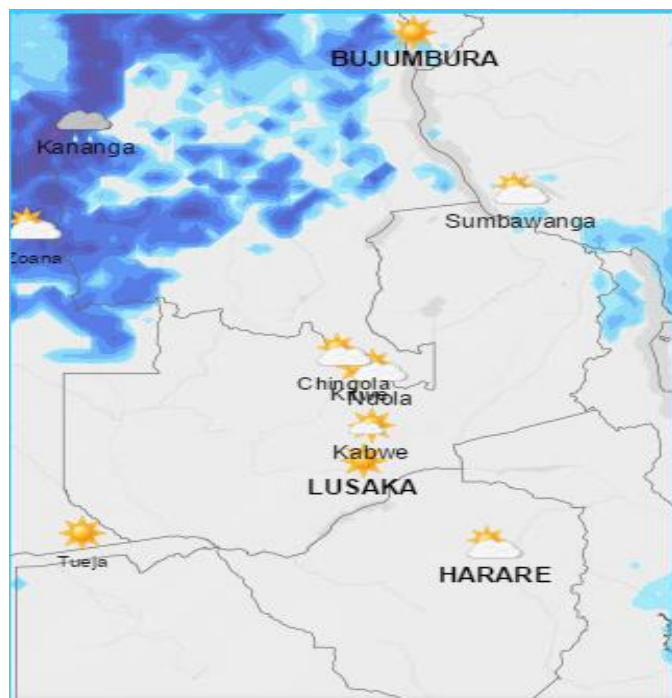


Zambia National Farmers' Union, Farmers Village, Showgrounds P.O Box 30395 Tel 260-1-252649 Fax: 260-1-252648 E-mail: znfu@zamnet.zm web: www.znfu.org.zm

20th April, 2015 Vol.15

Weather Forecast

The table summarizes the weather forecast for some selected towns for the period 21st – 26th April 2015. Reduced rainfall activity is expected in most parts of the country.



TOWN	WEATHER SUMMARY
Ndola	<ul style="list-style-type: none"> Fairly cloudy to sunny skies forecast for the whole week with chances of rain showers on the 26th. Average daily Temps: 17-25^oC
Mkushi	<ul style="list-style-type: none"> Partly cloudy to sunny skies forecast for the whole week with light rain showers expected on the 21st, 25th & 26th. Average daily Temps: 18-25^oC
Kabwe	<ul style="list-style-type: none"> Light rain showers forecast for the 21st & 25th with normal rains on the 22nd. Fairly cloudy to clear sunny skies forecast for the rest of the week. Average daily Temps: 16-25^oC

Lusaka	<ul style="list-style-type: none"> Fairly cloudy to clear sunny skies forecast for the whole week with slight chances of showers. Average daily Temps: 16-24^oC
Mazabuka	<ul style="list-style-type: none"> Fairly cloudy to clear sunny skies forecast for the whole week. Average daily Temps: 16-26^oC.
Choma	<ul style="list-style-type: none"> Fairly cloudy to clear sunny skies forecast for the whole week. Average daily Temps: 15-24^oC
Livingstone	<ul style="list-style-type: none"> Fairly cloudy to clear sunny skies forecast for the whole week with chances of showers on the 21st & 26th. Average daily Temps: 16-27^oC
Mongu	<ul style="list-style-type: none"> Normal rains forecast for the 21st and rain showers on the 23rd. The rest of the week is expected to be fairly cloudy to sunny. Average daily Temps: 19-27^oC.
Mansa	<ul style="list-style-type: none"> Fairly cloudy to clear sunny skies forecast for the whole week. Average daily Temps: 17-25^oC.
Kasama	<ul style="list-style-type: none"> fairly cloudy to sunny skies forecast for the whole week with light rain showers expected on the 21st, 24th & 26th Average daily Temps: 18-24^oC.
Solwezi	<ul style="list-style-type: none"> Partly cloudy to sunny skies forecast for the whole week with light rain showers expected on the 21st, 25th & 26th. Average daily Temps: 16-25^oC.
Chipata	<ul style="list-style-type: none"> Normal rains forecast for the 21st and rain showers on the 25th. The rest of the week is expected to be fairly cloudy to sunny. Average daily Temps: 17-25^oC.

Source: Norway meteorological Institute

Exchange Rates

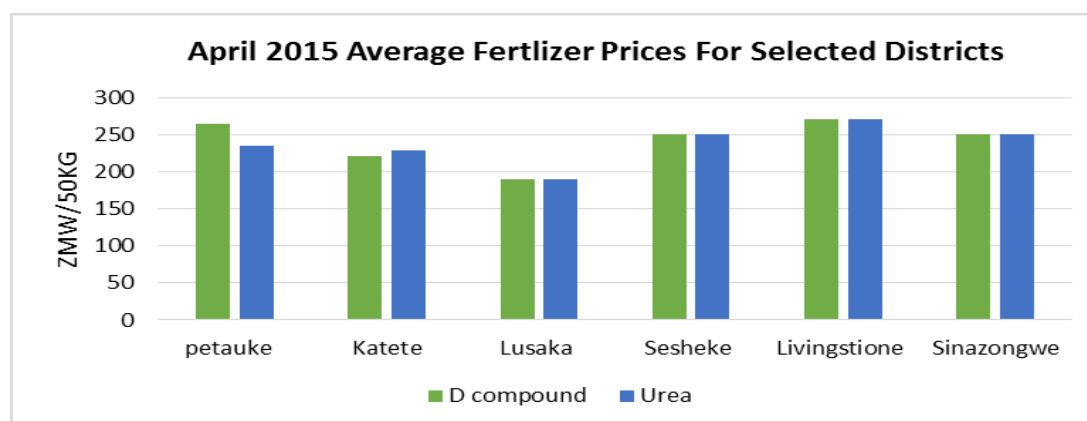
CURRENCY	20/04/2015						13/04/2015					
	US Dollar		RAND		GB Pound		US Dollar		RAND		GB Pound	
	Buying	Selling	Buying	Selling	Buying	Selling	Buying	Selling	Buying	Selling	Buying	Selling
First National Bank (FNB)	7.31	7.46	0.61	0.63			7.21	7.35	0.60	0.61	10.52	10.73
Standard Chartered	7.312	7.48	0.61	0.62	10.96	11.18	7.14	7.28	0.595	0.607	10.42	10.63
ZANACO	7.33	7.47	0.61	0.62	10.90	11.18	7.14	7.28	0.59	0.60		
Bank of Zambia							7.30	7.32	0.608	0.610	10.72	10.75

Parity Calculations

Domestic Import Parity Prices as at 20/04/2015					
US\$/ZAR=11.89 US\$/ZMK=7.45					
Parity Prices		US\$/ZMK	Maize	Soya	Wheat
Lusaka		7.45	436.3	591.76	483.76
Town	Ex-Lusaka freight (ZMK)	\$	\$	\$	\$
Chipata	275	36.91	473.21	628.67	520.67
Mkushi	225	30.20	466.50	621.96	513.96
Ndola	250	33.56	469.86	625.32	517.32
Kitwe	250	33.56	469.86	625.32	517.32

Export Parity Price (EPP) Harare-Lusaka	
Soya Beans	460
Wheat	330
Maize	247

Local Commodity Price Trends



April 2015 Mealie Meal Prices

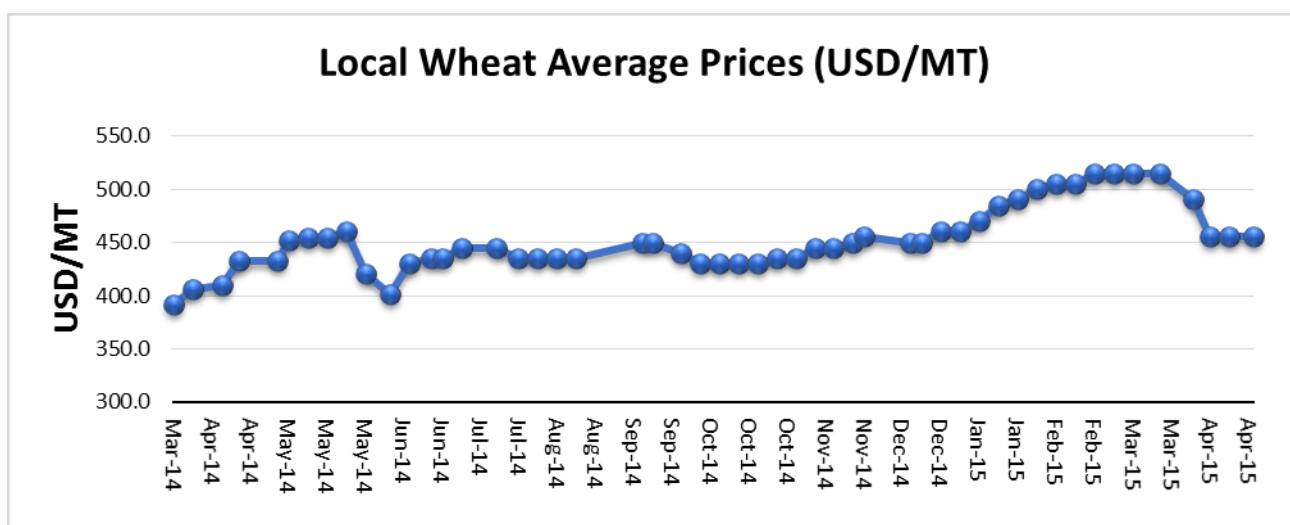
As can be seen in the table below, declines in mealie meal prices were observed in some selected districts. Breakfast and roller meal prices in Solwezi reduced by K5 respectively to reach an average of K68 and K51 in April 2015. In Kawambwa, April breakfast and roller meal prices reduced by K6 and K3 kwacha respectively from prices recorded in March. Lusaka breakfast and roller Mealie prices registered a K5 and K3 decline respectively from the prices recorded in March.

District	March 2015		April 2015		ZMK Price Change in Breakfast meal prices	ZMK Price Change in Breakfast meal prices)
	Breakfast Mealie meal(25kg)	Roller Mealie meal (25 kg)	Breakfast Mealie meal	Roller Mealie meal		
Petauke	68	47	65	45	-3	-2
Lusaka	68	48	63	45	-5	-3
Livingstone	67	54	61.3	43	-5.7	-11
Solwezi	73	56	68	51	-5	-5
Kawambwa	75	65	69	62	-6	-3

Wheat

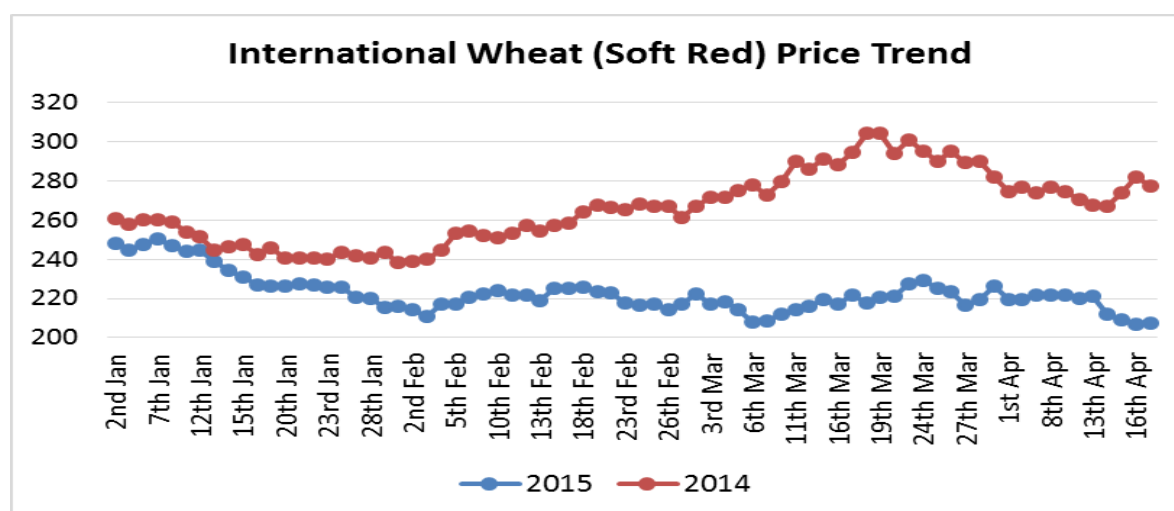
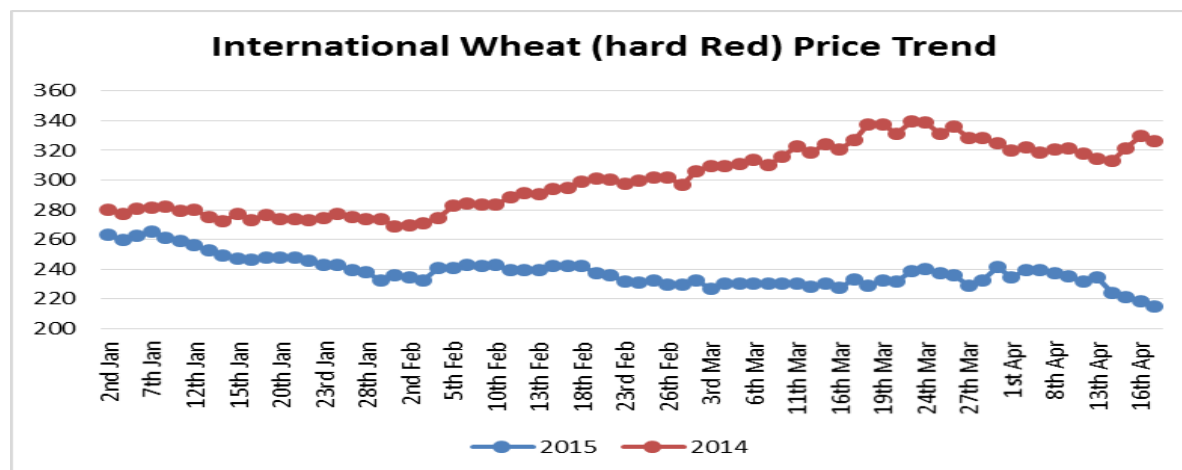
Highlights

- Improved U.S wheat yield prospects upon receipt of rain in major wheat growing areas saw international prices tumble last week with European wheat prices hitting a four months low. Euronext prices settled at 182.75 euros/ ton (\approx US\$197.47/ton)
- By 10th April 2015, South Africa's wheat exports destined for Zambia totalled 12,462 metric tons according to the South African Grain Information Service. Exports into Zambia began at the month end of February 2015. South Africa's wheat prices for July delivery were pegged at ZAR2285/ton (\approx US\$192.18/ton) for hard red and ZAR2170/ton (\approx US\$182.51/ton) for soft red.
- The Chicago soft red wheat future price for delivery in May 2015 settled at US\$ 181.22/MT on 17th April 2015.



Price trends

The Safex international soft red and hard red wheat averaged US\$211.38/ton and US\$222.63/ton respectively in the week ending 17th April 2015. In comparison to the previous week, both soft red and hard red recorded price falls of 4.45% and 5.70% on average.



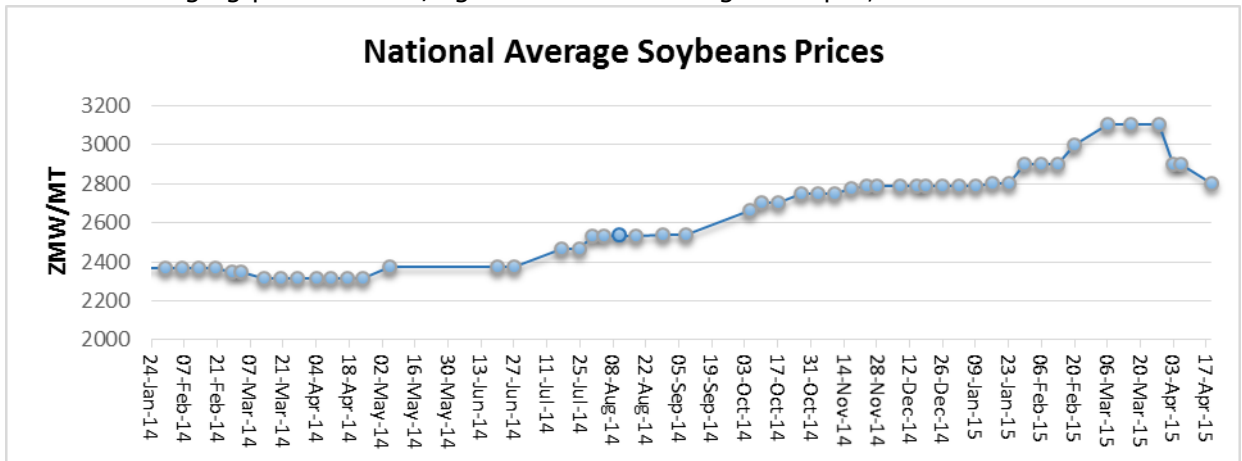
Source: Safex

Soya Beans

Highlights

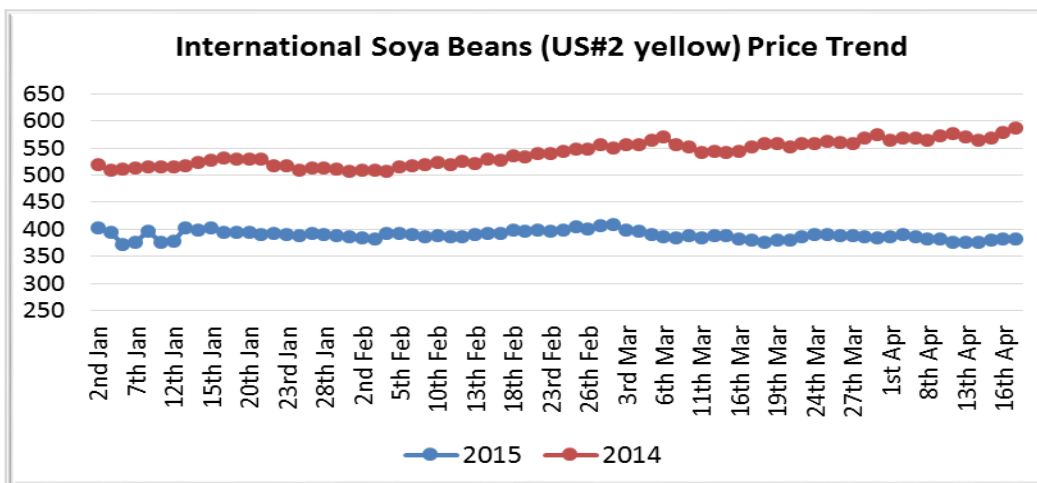
- Argentina's crop production estimates have been revised upwards by the country's Rosario Stock exchange from the 2013/14 production of 55.6 million tons to 59 million tons in the 2014/15 year. The anticipated increase is due to an increase in yield levels as the area planted in the two seasons was similar.
- Increasing supply of soya beans from South America will persistently put downward pressure on the international prices of the commodity.
- Soya beans for May 2015 delivery on Chicago Mercantile Exchange were around US\$355.53/ton on 17th April 2015

- Soybeans offer prices as captured the ZNFU 4455 price information system were still averaging price of K2.8/Kg in the week ending 10th April, 2015



Price trends

International prices of US No. 2 yellow soya beans on Safex traded lower by 0.66 percent and averaged US\$379.33/ton during the week ending 17th April. All prices are FOB gulf.

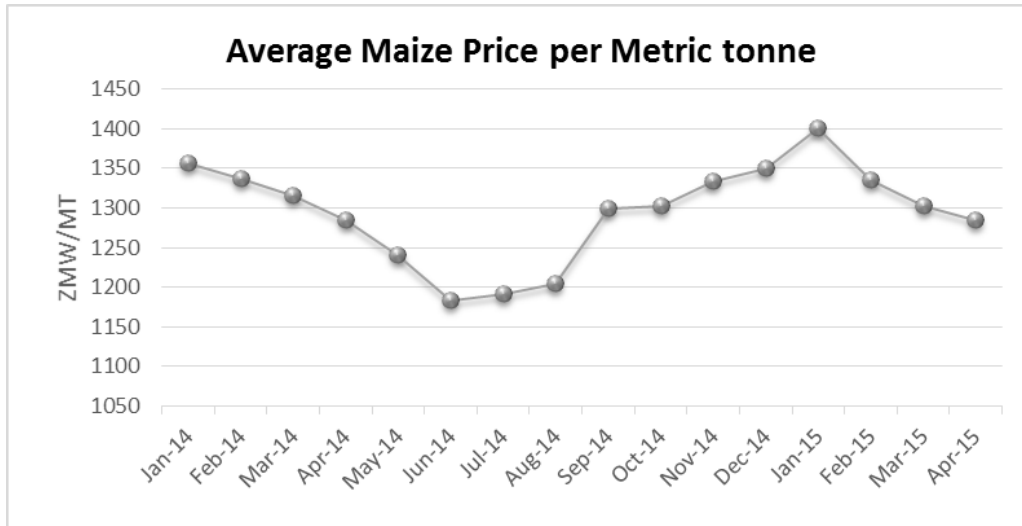


Source: Safex

Maize

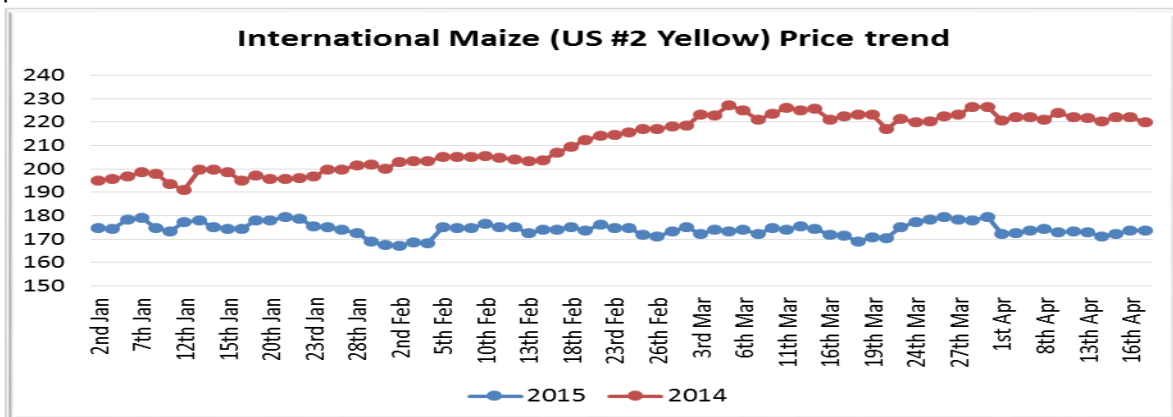
Highlights

- After flooding, Malawi and Mozambique have now been hit by persistent dryness, reducing the Southern Africa crop prospects further. Meanwhile FEWSNET has indicated that Zimbabwe's maize crop this year may be the worst in 5 years due to prolonged dry spells and erratic rainfall.
- The Chicago maize futures price for delivery in May 2015 was pegged at US\$ 149.99/MT on 17th April 2015.
- Local maize offer prices averaged ZMK1285/ton in the week ending 17th April 2015.



Price trends

During the week ending 17th April 2015, international maize fob prices as recorded by Safex averaged US\$172.75/ton, lower than the previous week's average by 0.45 percent.



Source: Safex

Cotton

Highlights

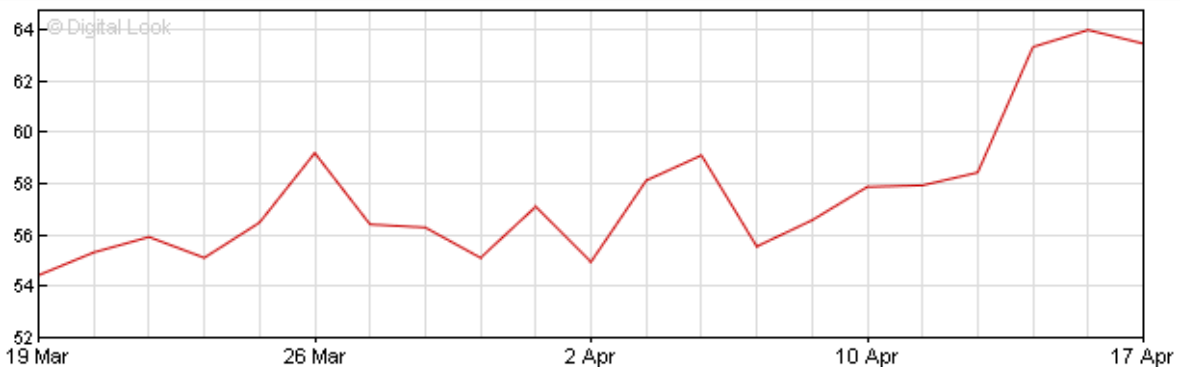
- The international Cotton Advisory Council has estimated the 2014/14 cotton crop at 26.4 million, up 1 % from the previous season. The average yields are however projected lower by 2 percent to 791kgs/ ha. Meanwhile global consumption is expected to rise by three percent mainly driven by the expansion in consumption of the Asian markets of China and India.
- Despite the projected increase in cotton consumption, international prices are expected to be fairly stable with an inclination to fall on account of huge carryover stocks. The forecast reduction in carryover stocks in the 2015/16 season may offer the cotton farmers the much desired appreciation in prices after the 2012 price crush.

- On the local scene, the rainfall experienced over the last couple of weeks seemed to have brought back some life to the cotton crop, uplifting the yield expectations that had been thwarted by the pro-longed March dry spell.
- Cotton prices for May delivery were pegged at US\$0.6336/pound (\approx US\$1.39/kg) on 13th April 2015, while Cotlook "A" index prices were pegged at US\$0.7115/pound (\approx US\$1.57/kg) by close of business on 17th April 2015.

Crude oil

- Crude oil prices rallied to their highest levels in 2015. This was fuelled by news that the U.S oil output had declined for the third consecutive week and the forecast rise in crude oil demand for 2015 to 93.6 million barrels/day by the International Energy Agency.
- Brent crude oil prices settled at US\$63.69/ barrel while WTI was pegged at US\$56.07/barrel around 13:00hrs Cat on 19th April 2015.
- Oman's settlement price for June delivery was around US\$61.68/barrel early morning on 17th April 2015. The rise in the price of Oman's oil signals possible increments in local fuel prices as Oman is one of the sources of Zambia's petroleum products.

Brent Crude Oil Futures \$/barrel



Source: BBC Business, 2015

Dairy Prices for the week ending 10th April 2015

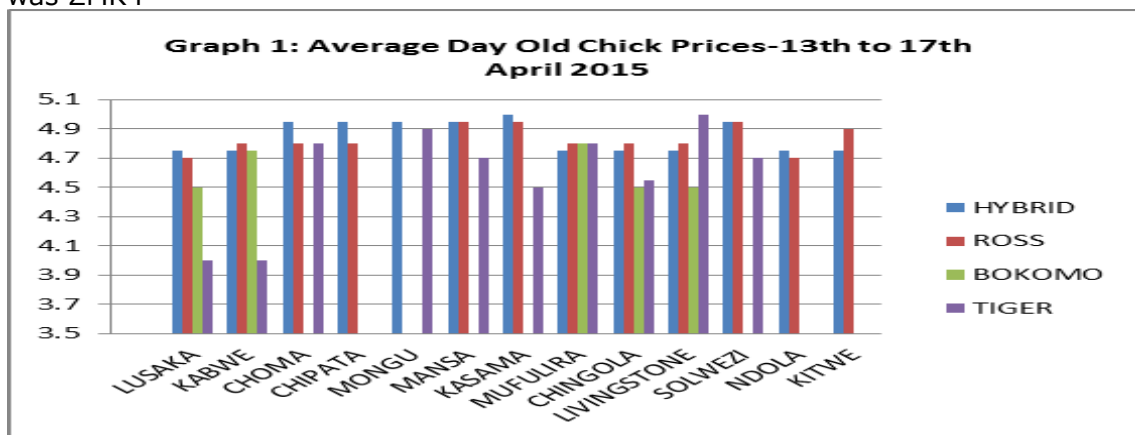
AVERAGE MILK PRODUCT PRICES				
Week Ending 10th April 2015				
Ser.	PRODUCT	Average Price 03.04.15	Average price 10.04.15	%Diff
1	500ml FRESH MILK	4.82	4.30	-12%
2	1 ltr FRESH MILK	9.97	9.70	-3%
3	2ltrs FRESH MILK	16.18	16.00	-1%
4	250mls UHT MILK	3.20	3.50	9%
5	500ml UHT MILK	6.10	6.20	2%
6	100ml YOGURT	3.30	3.00	-10%
7	175mls YOGURT	4.04	3.96	-2%
8	250mls YOGURT	2.99	2.99	0%
9	500ml YOGURT	11.06	10.70	-3%
10	2ltrs YOGURT	16.02	16.00	0%

From the table above, it can be seen that the average price of a 500mls fresh milk sachet reduced by 12% from K 4.82 to K4.30 in the week ending 10th April 2015 and that of 1litre fresh milk reduced by 3% from K9.97 to K 9.70. The Price of 500mls yogurt cup equally reduced by a similar percentage to that of 1 litre fresh milk (3%). Generally average prices of dairy products showed slight reductions between March and April 2015.

Poultry prices for the week ending 17th April 2015

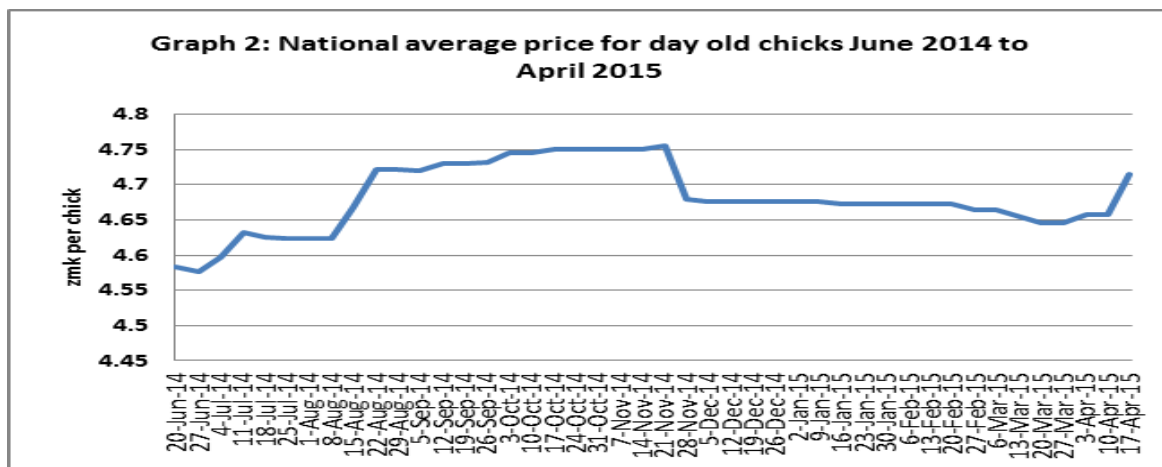
AVERAGE DAY OLD CHICK PRICES

Graph1 shows the price of different breeds of day old chicks in selected towns. The graph shows that the highest price charged for day old chicks was ZMK5 while the lowest was ZMK4



Source: Poultry Association of Zambia

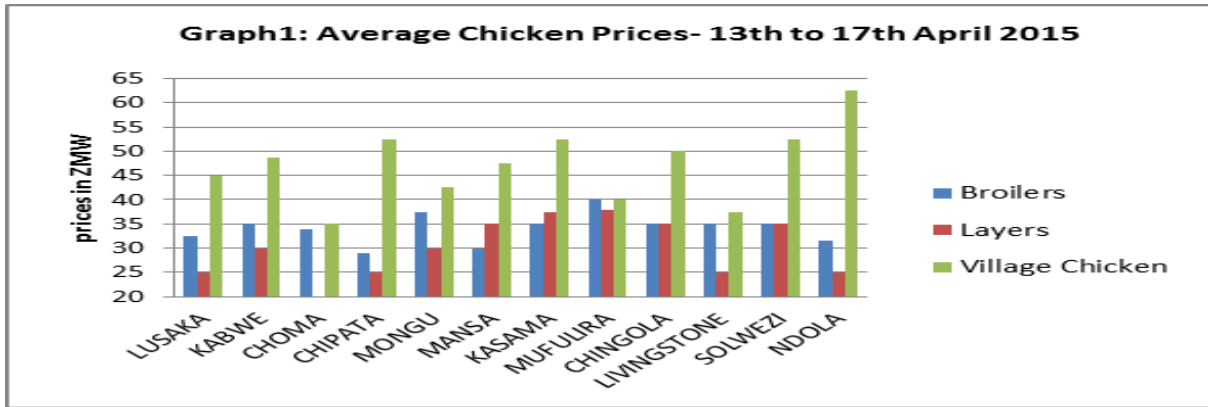
Graph 2 shows the national average price trends for day old chicks from June 2014 to April 2015. The graph shows that the average price of day old chicks has risen over the last month. This is mainly due to the fact that Hybrid day old chicks are now being sold at the normal price instead of the festive season promotional prices. The average national price for day old chicks as of 17th April 2015 was ZMW4.72.



Source: Poultry Association of Zambia

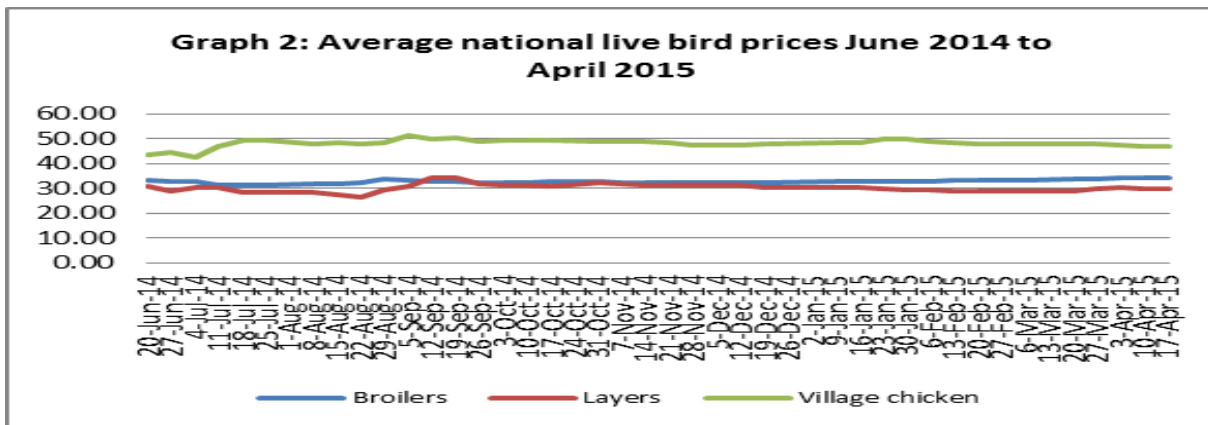
AVERAGE LIVE BIRDS PRICES

Graph1 below shows the average live bird prices in selected towns. No changes had been registered in the price of live birds during the course of last week in all towns displayed.



Source: Poultry Association of Zambia

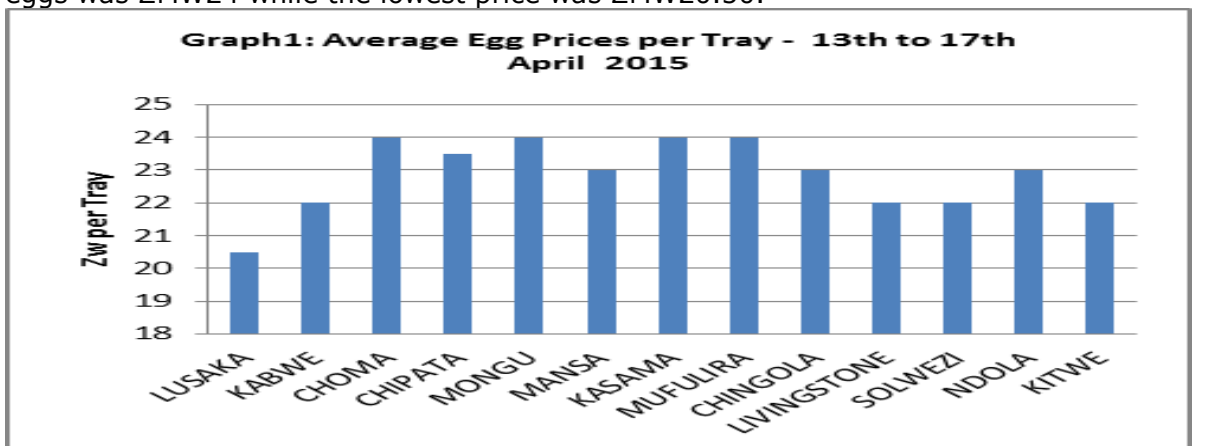
Graph 2 on the other hand shows the national average price trends for broilers, ex-layers and village chickens. The graph shows that the average national price of village chicken, layers and broilers remained stable in comparison to the previous week. The average national price for village chickens, layers and broilers was ZMW47.19 ZMW30.04 and ZMW34.13 respectively.



Source: Poultry Association of Zambia

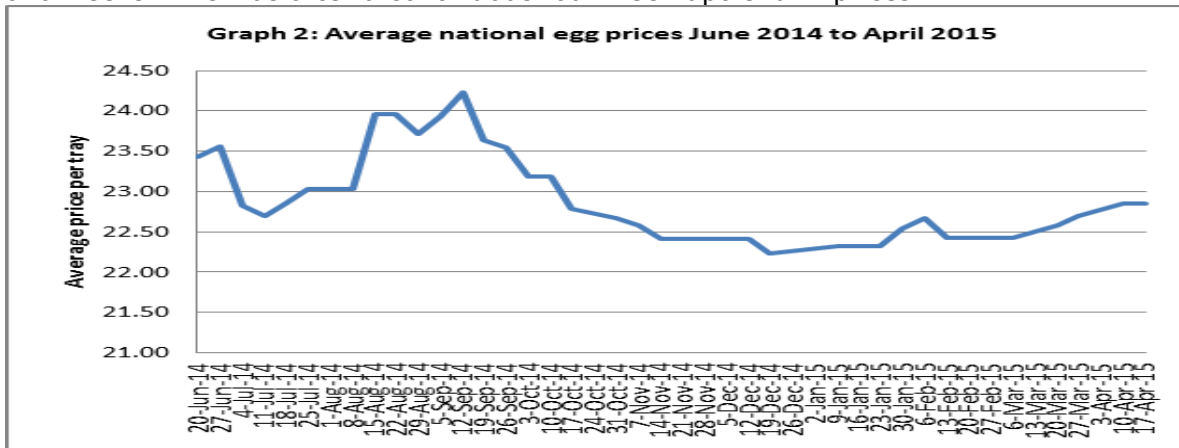
AVERAGE EGG PRICES

Graph1 below shows average retail prices of table eggs in selected provincial centres around the country. The graph further shows that the highest price charged for a tray of eggs was ZMW24 while the lowest price was ZMW20.50.



Source: Poultry Association of Zambia

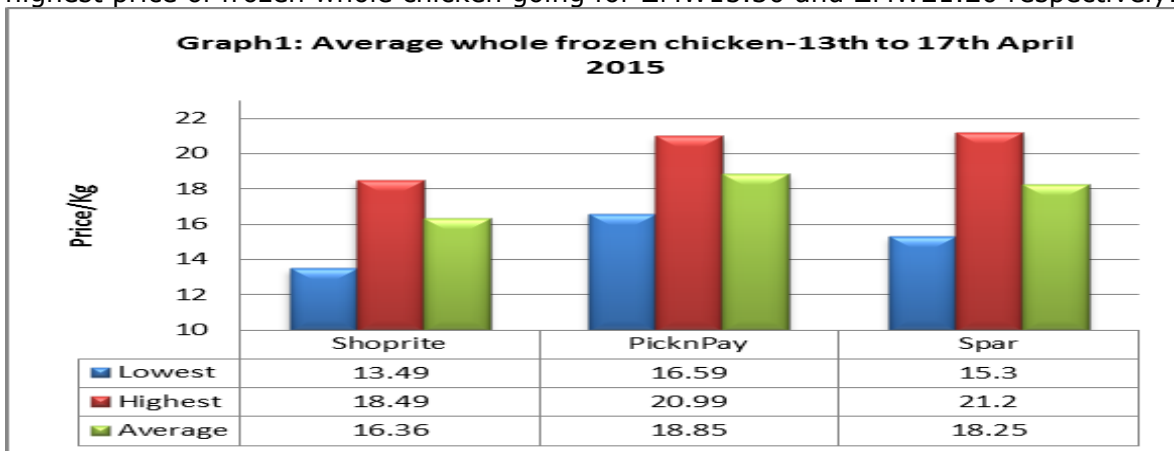
Graph 2 shows the price trend for eggs from mid-June 2014 to April 2015. The graph shows that the national average price of eggs was stabilised at ZMW22.85 over the last two weeks. This was after a continuous four week uptrend in prices.



Source: Poultry Association of Zambia

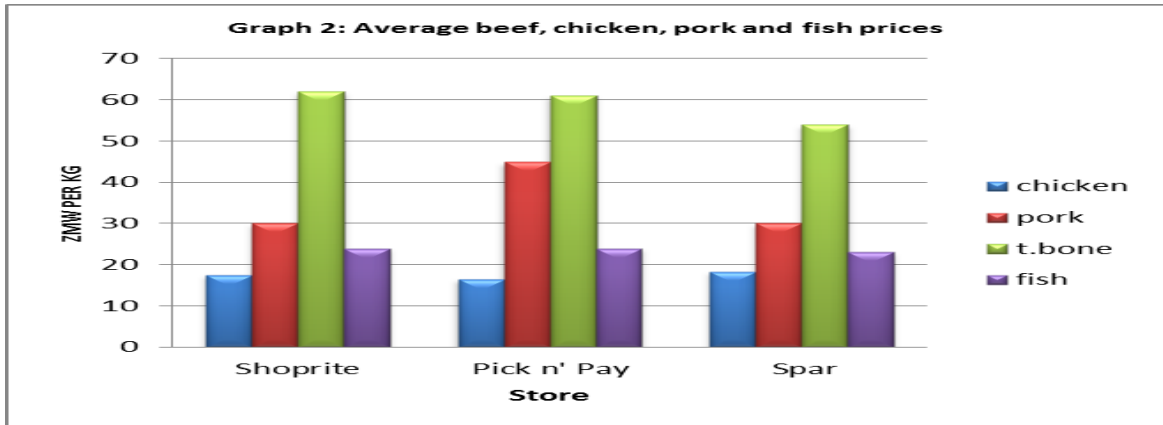
AVERAGE WHOLE DRESSED CHICKEN PRICES

Graph1 below shows average prices of whole frozen chickens in three chain stores around in Lusaka. The average price of whole dressed chicken in Shoprite was ZMW16.36 with the lowest average price at ZMW13.49 and the highest going for ZMW18.49. The average price for frozen whole chicken in Pick n’ Pay was ZMW18.85 with the lowest and highest going for ZMW16.59 and ZMW20.99 respectively. The average price for frozen whole chickens in Spar was ZMW18.25 with the lowest and highest price of frozen whole chicken going for ZMW15.30 and ZMW21.20 respectively.



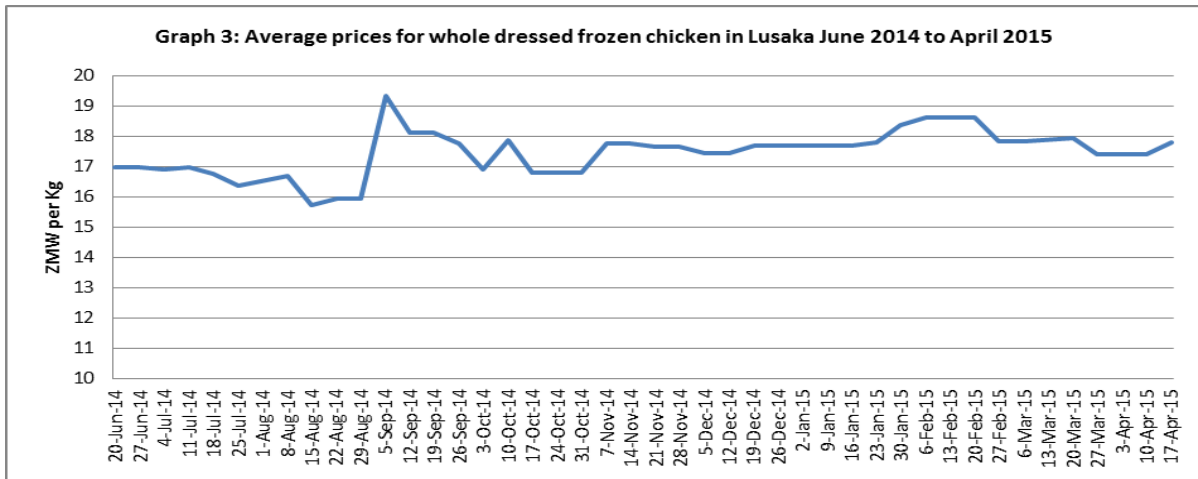
Source: Poultry Association of Zambia

Graph 2 shows the average prices for beef, chicken and Pork products in the three chain stores in Lusaka. The graph shows that chicken was the cheapest protein in all the three stores followed by fish, pork and t.bone.



Source: Poultry Association of Zambia

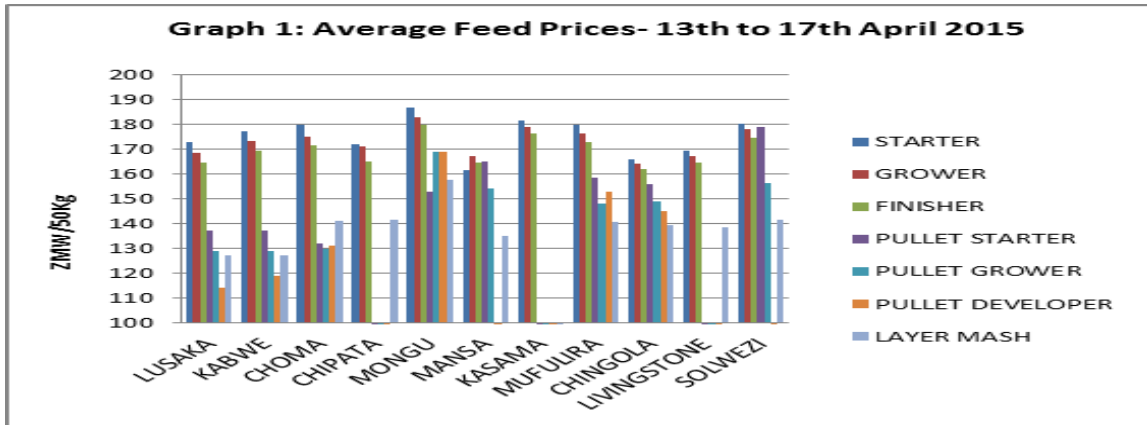
Graph3 shows the average price trend for whole frozen dressed chicken in Lusaka from June 2014 – April 2015. The graph shows that the average price of frozen whole dressed chicken in Lusaka slightly rose last week from the previous week's ZMW17.40/kg to ZMW17.84/kg.



Source: Poultry Association of Zambia

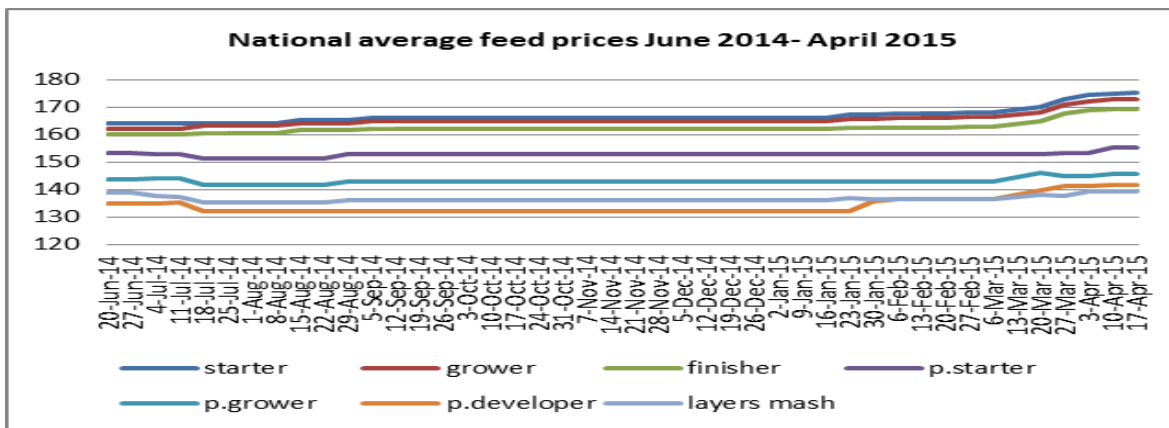
AVERAGE FEED PRICES

Graph 1 show average weekly feed prices in selected towns. The graph shows that the average poultry stock feed prices were lowest in Lusaka and Kabwe and Highest in Kasama, Mongu and Solwezi. The graph further shows that pullet feeds are generally lower than broiler feeds. Mongu had the highest prices for feed and prices in Lusaka were generally lower than most of the towns displayed.



Source: Poultry Association of Zambia

Graph 2 shows the national average price trend of feed prices from June 2014 to April 2015. The graph shows that the average price of feed rose slightly further as of 17th April 2015. The price increase has been attributed to the devaluation of the kwacha against the dollar as well as a general increase in the price of inputs.



Source: Poultry Association of Zambia

*Look out for the **Zambian Farmer T.V Program** on ZNBC T.V. 1 every Monday, 18:25hrs.*