



THE WEEKLY AGRO WATCH

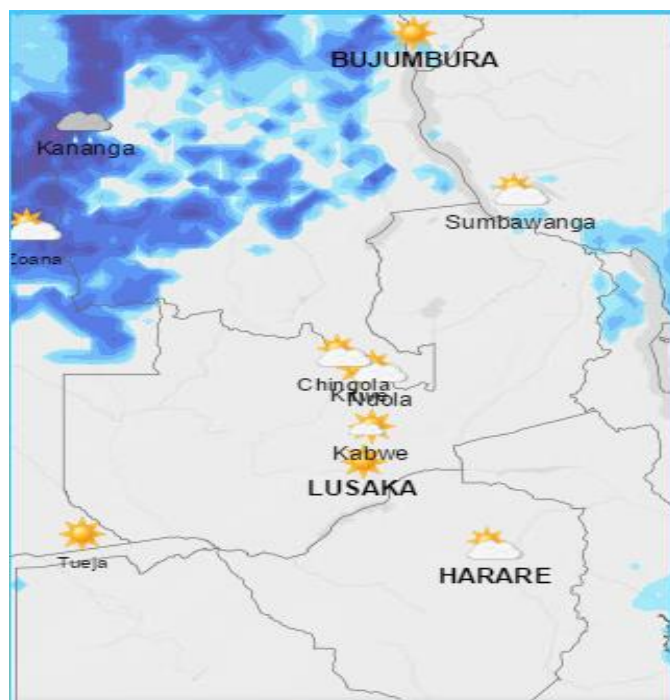


Zambia National Farmers' Union, Farmers Village, Showgrounds P.O Box 30395 Tel 260-1-252649 Fax: 260-1-252648 E-mail: znfu@zamnet.zm web: www.znfu.org.zm

27th April, 2015 Vol.16

Weather Forecast

The table summarizes the weather forecast for some selected towns for the period 28th April – 4th May 2015.



TOWN	WEATHER SUMMARY
Ndola	<ul style="list-style-type: none"> ➤ Fairly cloudy to sunny skies forecast for the whole week. ➤ No rainfall forecast. ➤ Average daily Temps: 13-25^oC
Mkushi	<ul style="list-style-type: none"> ➤ Partly cloudy to clear sunny skies forecast for the whole week. ➤ No rainfall forecast. ➤ Average daily Temps:13-26^oC
Kabwe	<ul style="list-style-type: none"> ➤ Clear sunny skies forecast for the whole week save for the 3rd when it will be fairly cloudy. ➤ No rainfall forecast. ➤ Average daily Temps:14-25^oC
Lusaka	<ul style="list-style-type: none"> ➤ Fairly cloudy to clear sunny skies forecast for the whole week. ➤ No rainfall forecast. ➤ Average daily Temps:13-25^oC
Mazabuka	<ul style="list-style-type: none"> ➤ Fairly cloudy to clear sunny skies forecast for the whole week save for the 3rd when it will be partially

	<ul style="list-style-type: none"> cloudy to cloudy. ➤ No rainfall forecast. ➤ Average daily Temps: 16-26^oC.
Choma	<ul style="list-style-type: none"> ➤ The 30th is forecast to be cloudy in the morning with the rest of the week having fairly cloudy to clear sunny skies. ➤ No rainfall forecast. ➤ Average daily Temps:13-25^oC
Livingstone	<ul style="list-style-type: none"> ➤ Fairly cloudy to clear sunny skies forecast for the whole week. ➤ No rainfall forecast. ➤ Average daily Temps:15-28^oC
Mongu	<ul style="list-style-type: none"> ➤ The 30th is forecast to be partially cloudy to cloudy with the rest of the week having fairly cloudy to clear sunny skies. ➤ No rainfall forecast ➤ Average daily Temps: 16-28^oC.
Mansa	<ul style="list-style-type: none"> ➤ Partially cloudy to clear sunny skies forecast for the whole week. ➤ No rainfall forecast ➤ Average daily Temps: 14-26^oC.
Kasama	<ul style="list-style-type: none"> ➤ Partially cloudy to clear sunny skies forecast for the whole week. ➤ No rainfall forecast. ➤ Average daily Temps: 13-25^oC.
Solwezi	<ul style="list-style-type: none"> ➤ Partially cloudy to clear sunny skies forecast for the whole week. ➤ No rainfall forecast ➤ Average daily Temps: 13-26^oC.
Chipata	<ul style="list-style-type: none"> ➤ Partially cloudy to clear sunny skies forecast for the whole week. ➤ No rainfall forecast ➤ Average daily Temps: 14-27^oC.

Source: Norway meteorological Institute

Exchange Rates

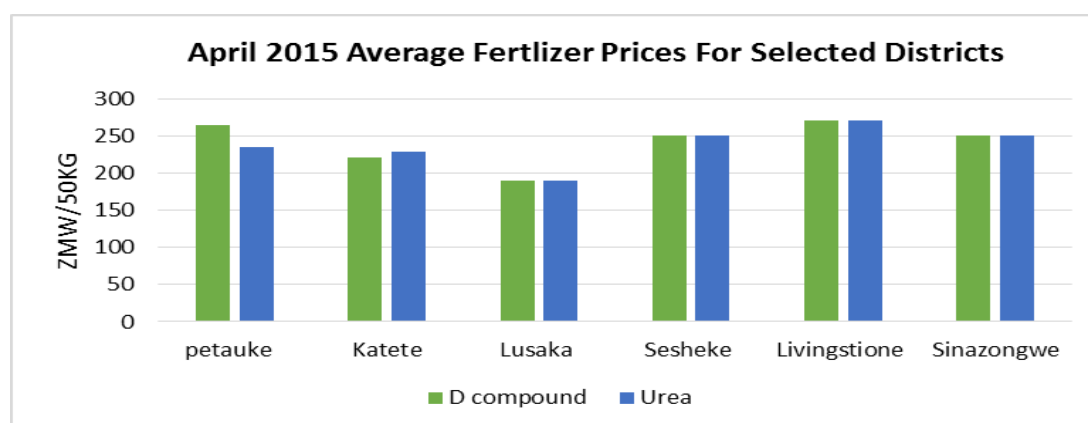
CURRENCY	27/04/2015						20/04/2015					
	US Dollar		RAND		GB Pound		US Dollar		RAND		GB Pound	
	Buying	Selling	Buying	Selling	Buying	Selling	Buying	Selling	Buying	Selling	Buying	Selling
First National Bank (FNB)	7.34	7.49	0.61	0.62	11.14	11.36	7.31	7.46	0.61	0.63	10.93	11.15
Standard Chartered	7.36	7.51	0.61	0.62	11.17	11.39	7.312	7.48	0.61	0.62	10.96	11.18
ZANACO	7.34	7.49	0.60	0.62	11.09	11.38	7.33	7.47	0.61	0.62	10.90	11.18
Bank of Zambia	7.42	7.43	0.61	0.62	11.23	11.26	7.41	7.42	0.612	0.614	11.04	11.08

Parity Calculations

Domestic Import Parity Prices as at 24/04/2015 (May 2015 delivery)					
US\$/ZAR=12.21 US\$/ZMK=7.49					
Parity Prices		U\$/ZMK	Maize	Soya	Wheat
Lusaka		7.49	431.94	591.2	501.83
Town	Ex-Lusaka freight (ZMK)	\$	\$	\$	\$
Chipata	275	36.72	468.66	627.92	538.55
Mkushi	225	30.04	461.98	621.24	531.87
Ndola	250	33.38	465.32	624.58	535.21
Kitwe	250	33.38	465.32	624.58	535.21

Export Parity Price (EPP) Harare-Lusaka	
Soya Beans	465.52
Wheat	388.5
Maize	241.27

Local Commodity Price Trends



April 2015 Mealie Meal Prices

As can be seen in the table below, declines in mealie meal prices were observed in some selected districts. Breakfast and roller meal prices in Solwezi reduced by K5 respectively to reach an average of K68 and K51 in April 2015. In Kawambwa, April breakfast and roller meal prices reduced by K6 and K3 kwacha respectively from prices recorded in March. Lusaka breakfast and roller Mealie prices registered a K5 and K3 decline respectively from the prices recorded in March.

District	March 2015		April 2015		ZMK Price Change in Breakfast meal prices	ZMK Price Change in Breakfast meal prices)
	Breakfast Mealie meal(25kg)	Roller Mealie meal (25 kg)	Breakfast Mealie meal	Roller Mealie meal		
Petauke	68	47	65	45	-3	-2
Lusaka	68	48	63	45	-5	-3
Livingstone	67	54	61.3	43	-5.7	-11
Solwezi	73	56	68	51	-5	-5
Kawambwa	75	65	69	62	-6	-3

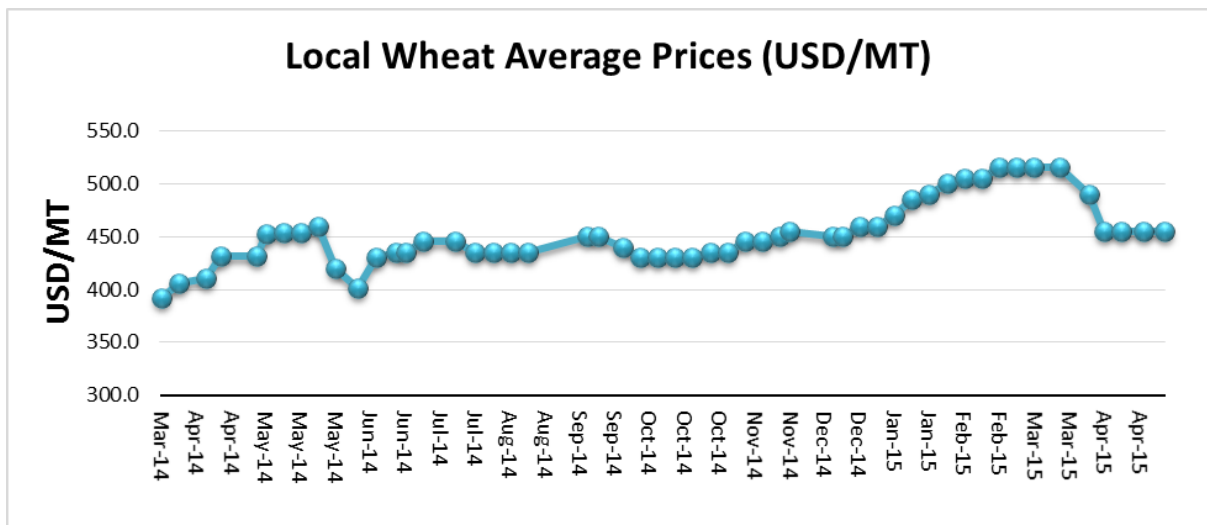
Wheat

Highlights

- FAO has projected that by 2024, the European Union will be the leading exporter of wheat with exports totalling 35 million tons.
- India's wheat crop is under due to heavy rains and hail storms the country has been experiencing since February. India ranks third in wheat production, after the European Union and China.
- According to Egyptian media report, a truck carrying 25,000 tons of tainted (i.e., poisonous and carcinogenic and not safe for human consumption) wheat was discovered early April. The wheat was destined for use in government subsidized bread production. With the wheat export restrictions imposed by Russia, Egypt

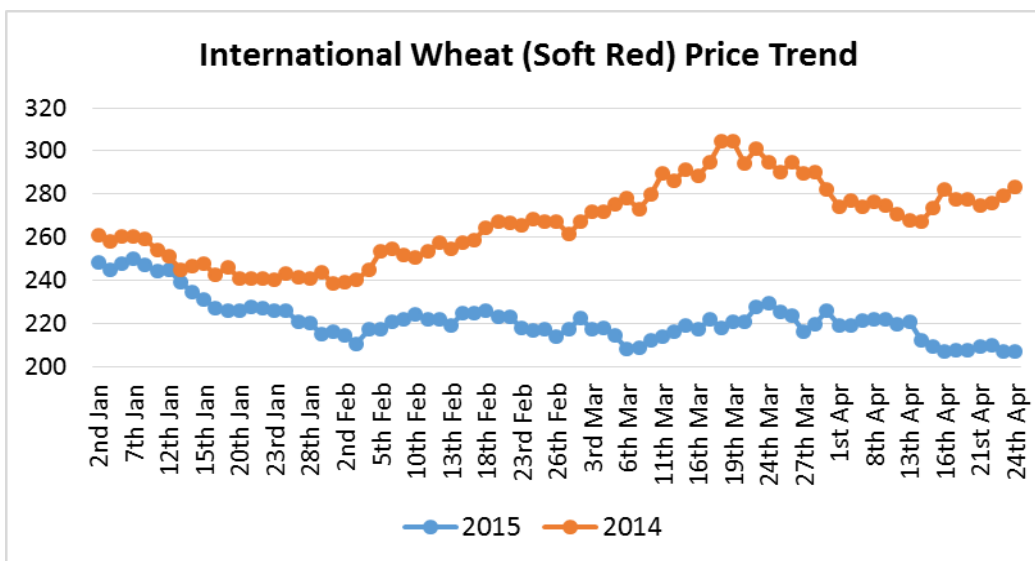
may have to increase its monitoring of imports so as to ensure sub-standard wheat does not enter its markets. Egypt is the world's largest importer of wheat and wheat products.

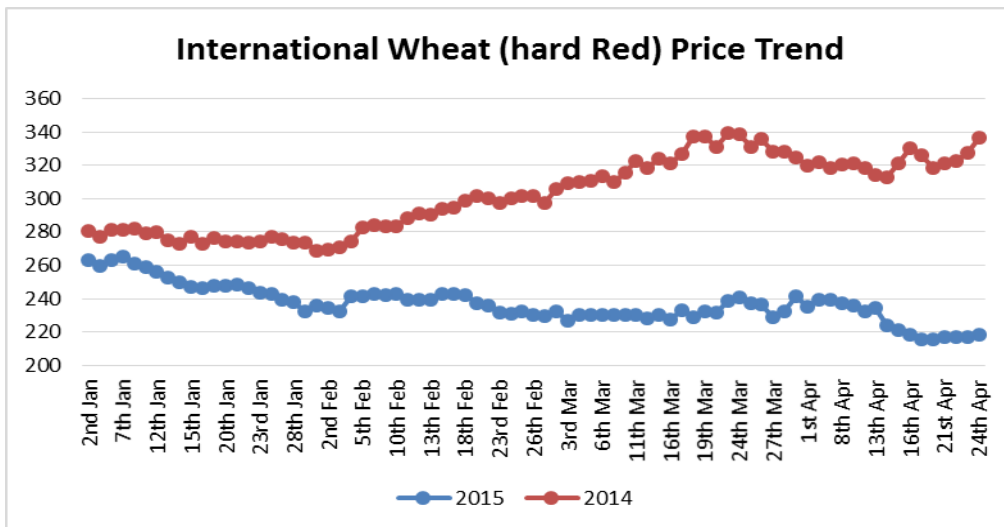
- Wheat exports destined for Zambia totalled 14, 382 MT by 17th April 2015.
- The Chicago soft red wheat future price for delivery in May 2015 settled at US\$ 178.57/MT on 17th April 2015.
- Local wheat offer prices were still around US\$455/ton in the week ending 24th April 2015.



Price trends

The Safex international soft red and hard red wheat averaged US\$208.11/ton and US\$216.89/ton respectively in the week ending 24th April 2015. In comparison to the previous week, both soft red and hard red recorded price falls of 1.55% and 2.58% on average.



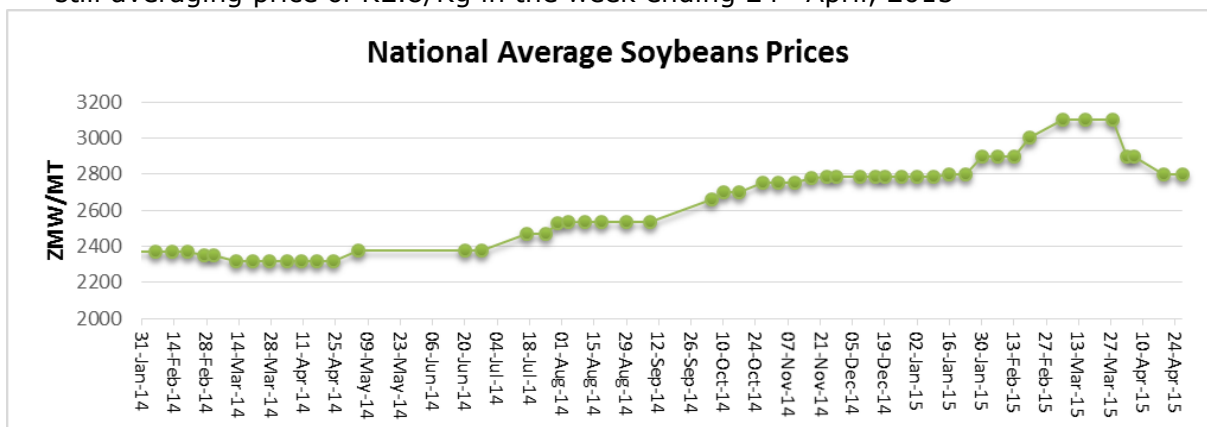


Source: Safex

Soya Beans

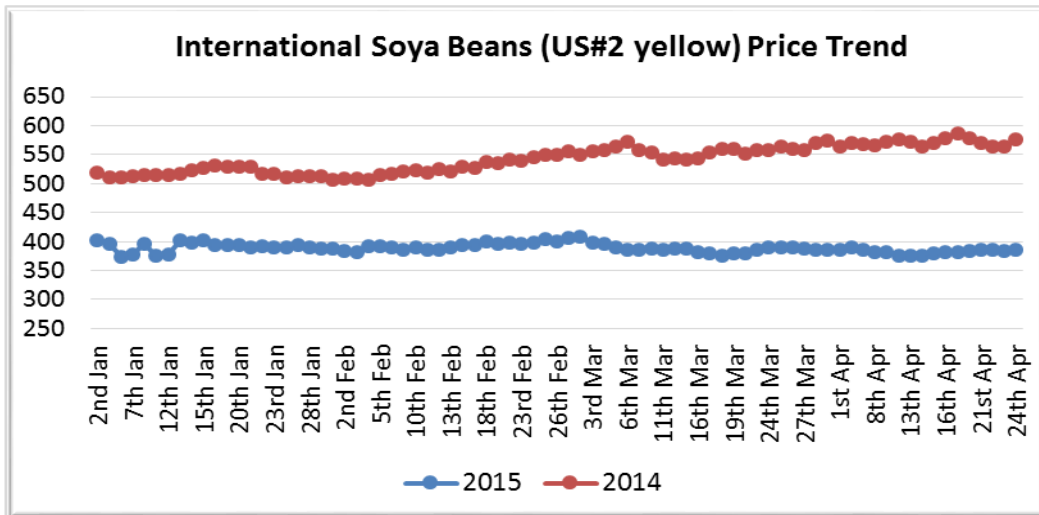
Highlights

- Crude palm oil are anticipated to drop to a six year low in 2014 as Malaysia and Indonesia increase their production levels. A drop in crude oil prices raises the likelihood of increased supplies of the commodity on the Zambian market and affect the local demand of the other oilseeds.
- International soya beans prices traded higher last week due to the reduced supply on the market caused by the Brazilian truckers strike.
- Soya beans for May 2015 delivery on Chicago Mercantile Exchange were around US\$358.84/ton on 27th April 2015
- Soybeans offer prices as captured the ZNFU 4455 price information system were still averaging price of K2.8/Kg in the week ending 24th April, 2015



Price trends

International prices of US No. 2 yellow soya beans on Safex traded higher by 1.56 percent and averaged US\$385.27/ton during the week ending 24th April. All prices are fob gulf.

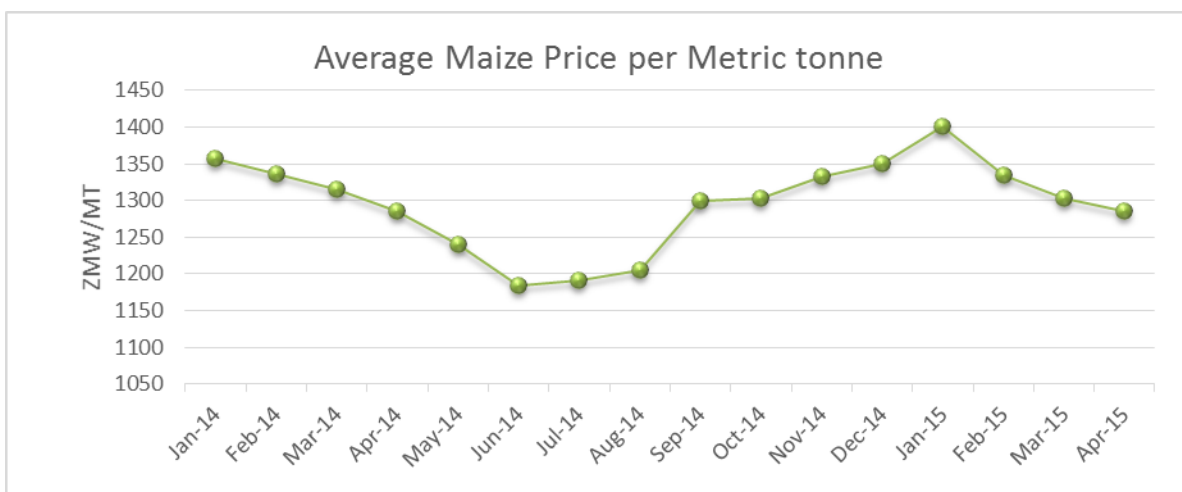


Source: Safex

Maize

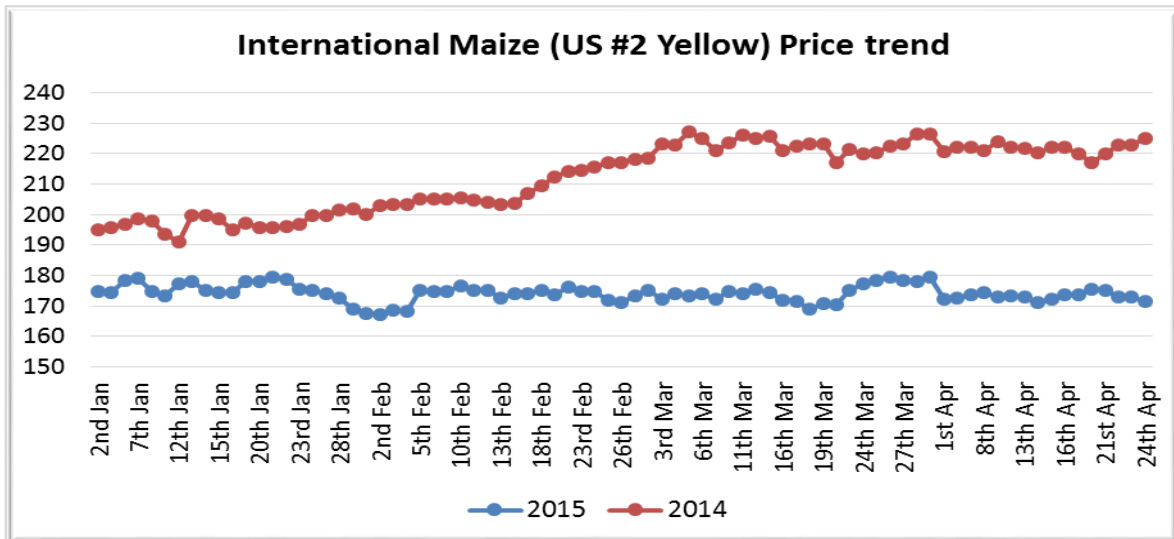
Highlights

- Global production of maize for the 2015/16 year has been revised upwards by the International Grain Council to 951 million tons. The projected increase in consumption will be more than offset by the rise in production and hence increase the global ending stocks. International prices of the commodity are therefore expected to be suppressed.
- The Chicago maize futures price for delivery in May 2015 was pegged at US\$ 132.36/MT on 27th April 2015.
- Local maize offer prices averaged ZMk1200/ton in the week ending 24th April 2015.



Price trends

During the week ending 24th April 2015, international maize fob prices as recorded by Safex averaged US\$173.56/ton, above the previous week's average by 0.47 percent.



Source: Safex

Cotton

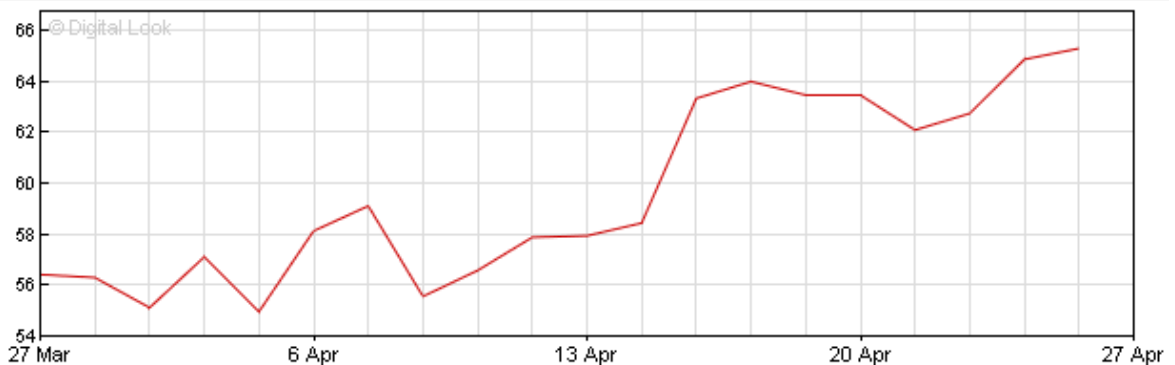
Highlights

- Cotton production in the West Africa countries of Burkina Faso, Mali, Cote D'Ivoire, Chad and Senegal is forecast higher in the 2014/15 year with the countries production totalling 1.82 million tons. According to USDA, the official farm gate prices during the 2014/15 year are in the range of US\$0.36-0.41/kg for first quality cotton.
- Cotton prices for July delivery were pegged at US\$0.6634/pound (\approx US\$1.46/kg) on 27th April 2015, while Cotlook "A" index prices were pegged at US\$0.7215/pound (\approx US\$1.59/kg) by mid-day on 24th April 2015.

Crude oil

- International crude oil prices have maintained their upward momentum. The falling number of U.S oil rigs has been supporting this rise.
- Brent crude oil prices settled at US\$65.04/ barrel while WTI was pegged at US\$57.50/barrel around 16:15hrs Cat on 27th April 2015.
- Oman's marker price for June delivery was around US\$62.47/barrel on 27th April 2015.

Brent Crude Oil Futures \$/barrel



Source: BBC Business, 2015

Dairy Prices for the week ending 10th April 2015

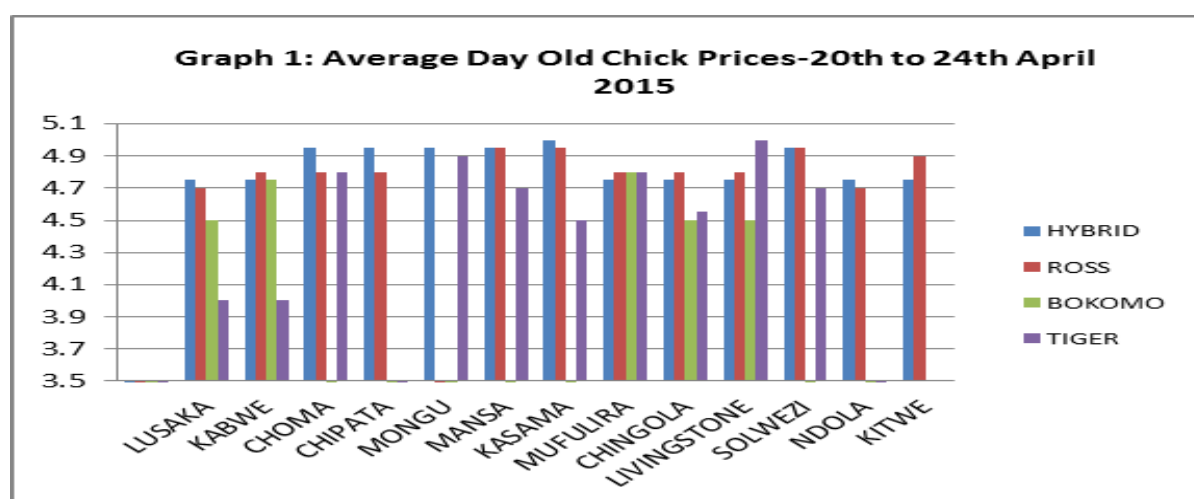
AVERAGE MILK PRODUCT PRICES				
Week Ending 10th April 2015				
Ser.	PRODUCT	Average Price 03.04.15	Average price 10.04.15	%Diff
1	500ml FRESH MILK	4.82	4.30	-12%
2	1 ltr FRESH MILK	9.97	9.70	-3%
3	2ltrs FRESH MILK	16.18	16.00	-1%
4	250mls UHT MILK	3.20	3.50	9%
5	500ml UHT MILK	6.10	6.20	2%
6	100ml YOGURT	3.30	3.00	-10%
7	175mls YOGURT	4.04	3.96	-2%
8	250mls YOGURT	2.99	2.99	0%
9	500ml YOGURT	11.06	10.70	-3%
10	2ltrs YOGURT	16.02	16.00	0%

From the table above, it can be seen that the average price of a 500mls fresh milk sachet reduced by 12% from K 4.82 to K4.30 in the week ending 10th April 2015 and that of 1litre fresh milk reduced by 3% from K9.97 to K 9.70. The Price of 500mls yogurt cup equally reduced by a similar percentage to that of 1 litre fresh milk (3%). Generally average prices of dairy products showed slight reductions between March and April 2015.

Poultry prices for the week ending 24th April 2015

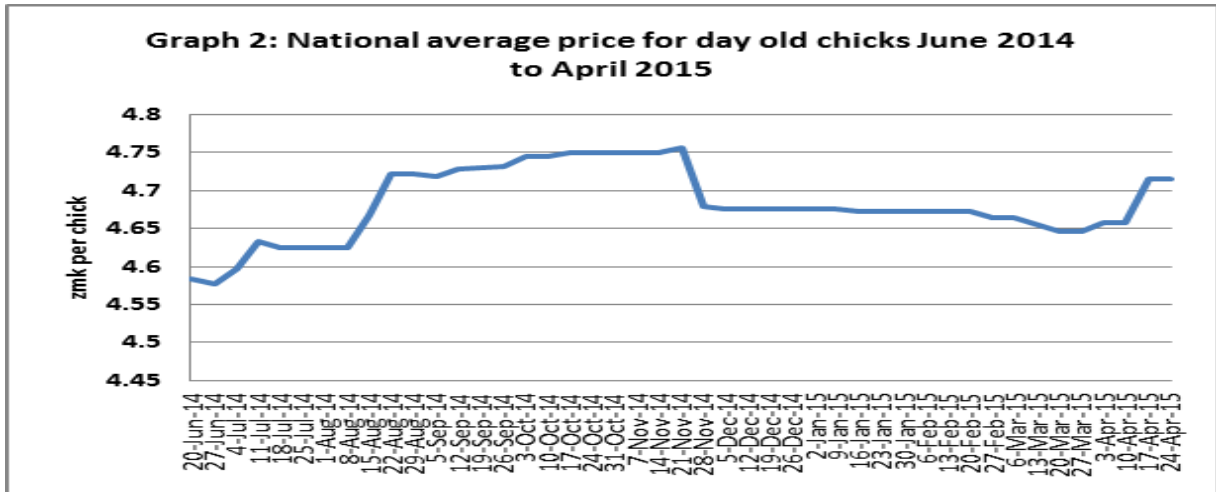
AVERAGE DAY OLD CHICK PRICES

Graph1 shows the price of different breeds of day old chicks in selected towns. The price of day old chicks remained static during the course of the week with the highest price charged for day old chicks at ZMW5 and the lowest at ZMW4.



Source: Poultry Association of Zambia

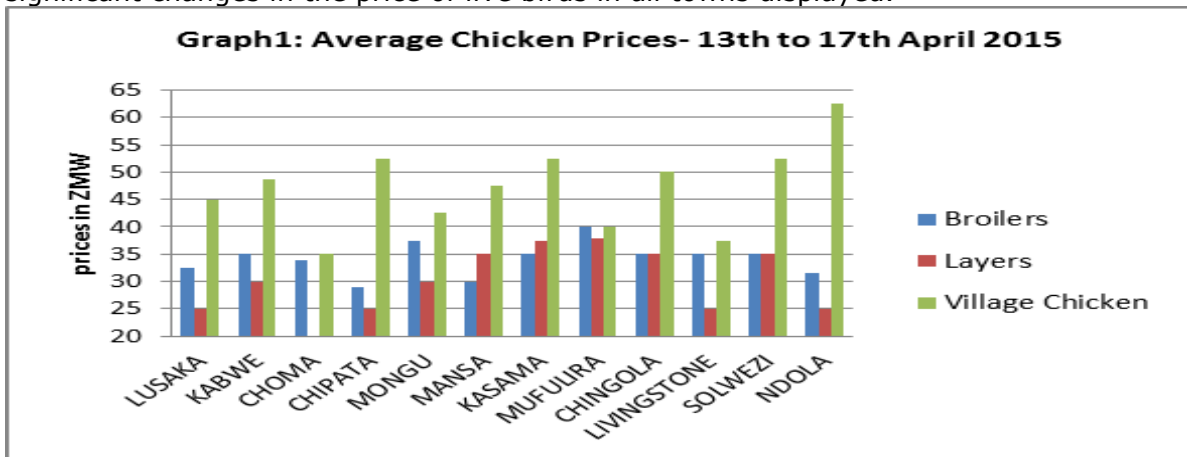
Graph 2 shows the national average price trends for day old chicks from June 2014 to April 2015. The graph further shows that after rising, the price of day old chicks remained stable at ZMW4.72.



Source: Poultry Association of Zambia

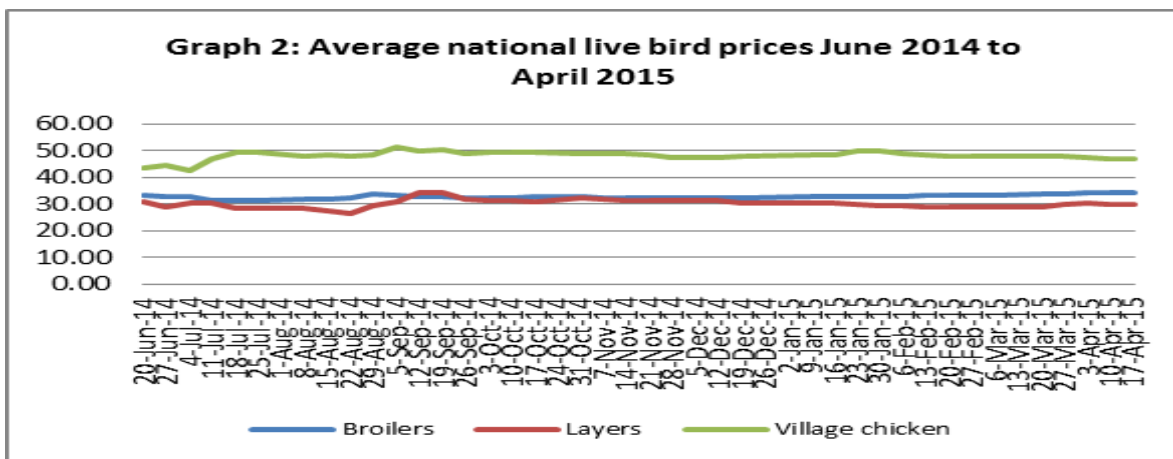
AVERAGE LIVE BIRDS PRICES

Graph1 below shows the average live bird prices in selected towns. There were no significant changes in the price of live birds in all towns displayed.



Source: Poultry Association of Zambia

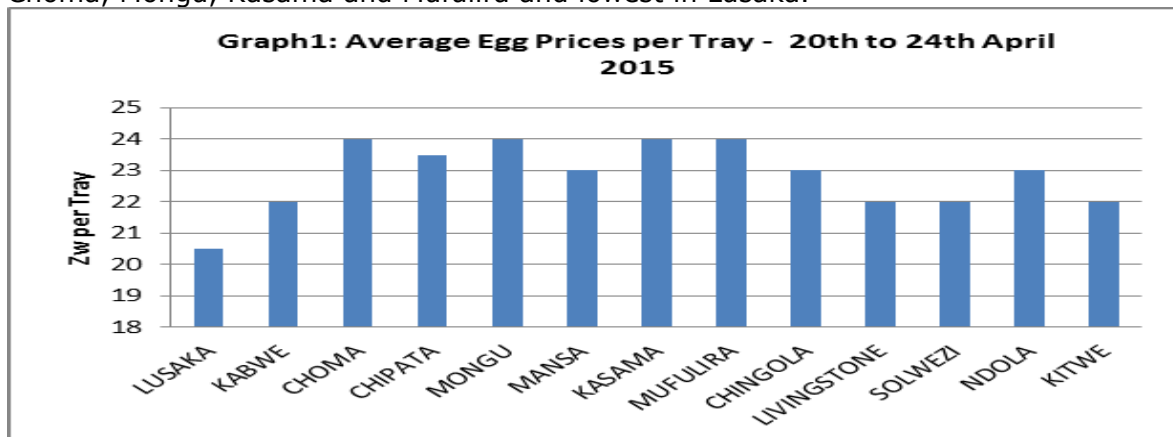
Graph 2 on the other hand shows the national average price trends for broilers, ex-layers and village chickens. The graph shows that the average national price of village chicken, layers and broilers were ZMW47.19 ZMW30.04 and ZMW34.13 respectively.



Source: Poultry Association of Zambia

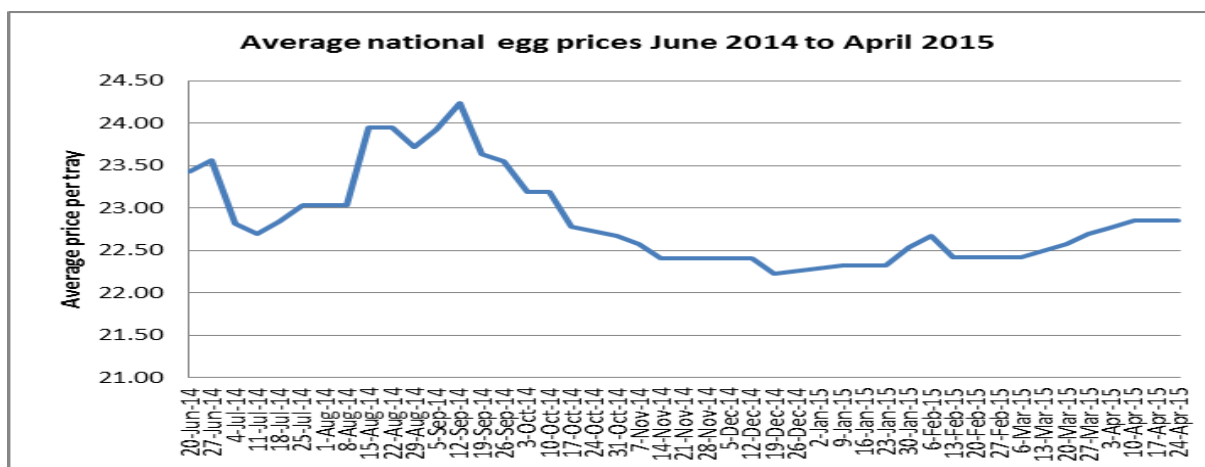
AVERAGE EGG PRICES

Graph1 below shows average retail prices of table eggs in selected provincial centres around the country. The graph further shows that the price of eggs was highest in Choma, Mongu, Kasama and Mufulira and lowest in Lusaka.



Source: Poultry Association of Zambia

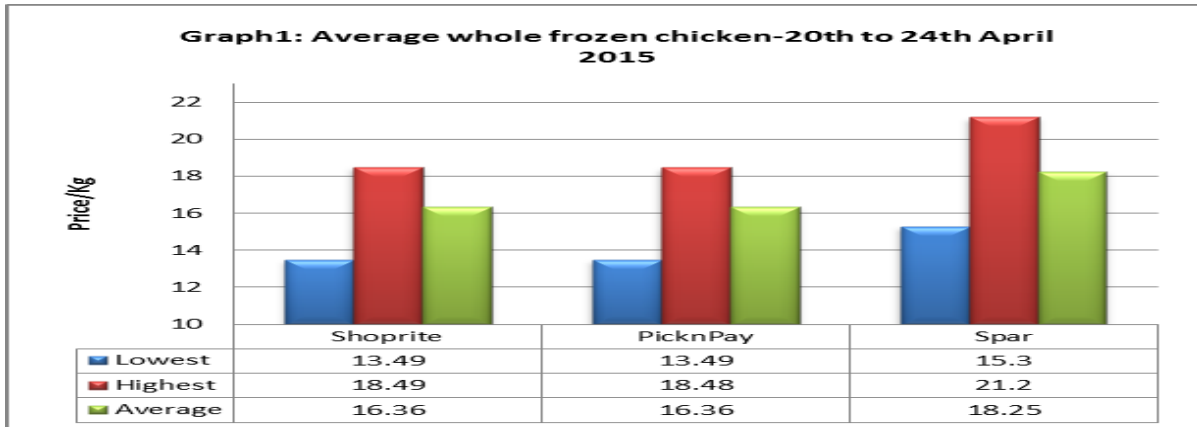
Graph 2 shows the price trend for eggs from mid-June 2014 to April 2015. The graph shows that the national average price of eggs stabilised for a continuous period of 4 weeks. The average national price of eggs as of 24th April 2015 was ZMW22.85



Source: Poultry Association of Zambia

AVERAGE WHOLE DRESSED CHICKEN PRICES PER KILOGRAM

Graph1 below shows average prices of whole frozen chickens in the three chain stores in Lusaka. The average price/Kg for frozen whole chicken in Pick n' Pay was ZMW16.36 with the lowest and highest going for ZMW13.49 and ZMW18.48 respectively. The average price/Kg of whole dressed chicken in Shoprite was ZMW16.36 with the lowest average price at ZMW13.49 and the highest going for ZMW18.49. The average price/Kg for frozen whole chickens in Spar was ZMW18.25 with the lowest and highest price of frozen whole chicken going for ZMW15.30 and ZMW21.20 respectively.



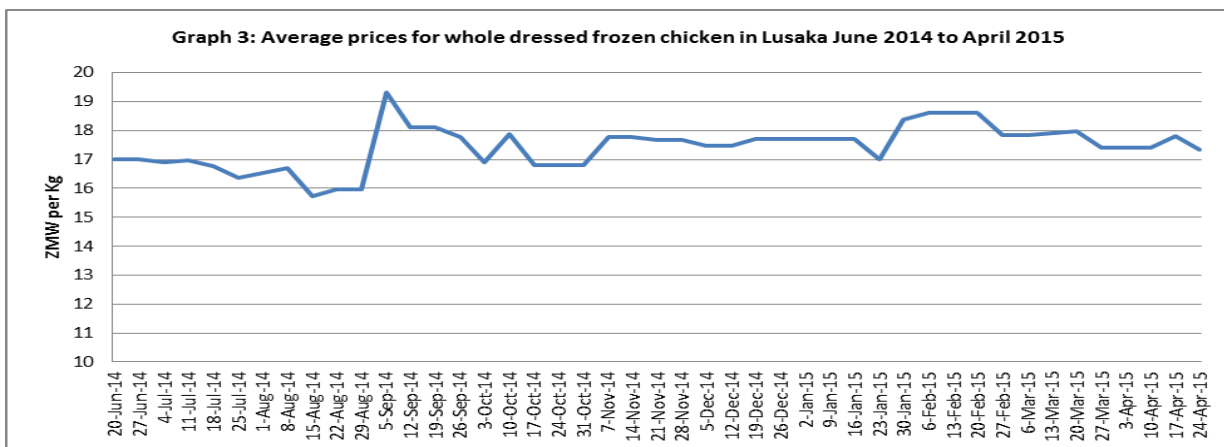
Source: Poultry Association of Zambia

Graph 2 shows the average prices for beef, chicken and Pork products in the three chain stores in Lusaka. The graph shows that chicken was the cheapest protein in all the three stores.



Source: Poultry Association of Zambia

The graph below shows the average price trend for whole frozen dressed chicken in Lusaka from June 2014 – April 2015. The graph shows that the average price of frozen whole dressed chicken in Lusaka declined slightly from ZMW17.82 to ZMW17.32.

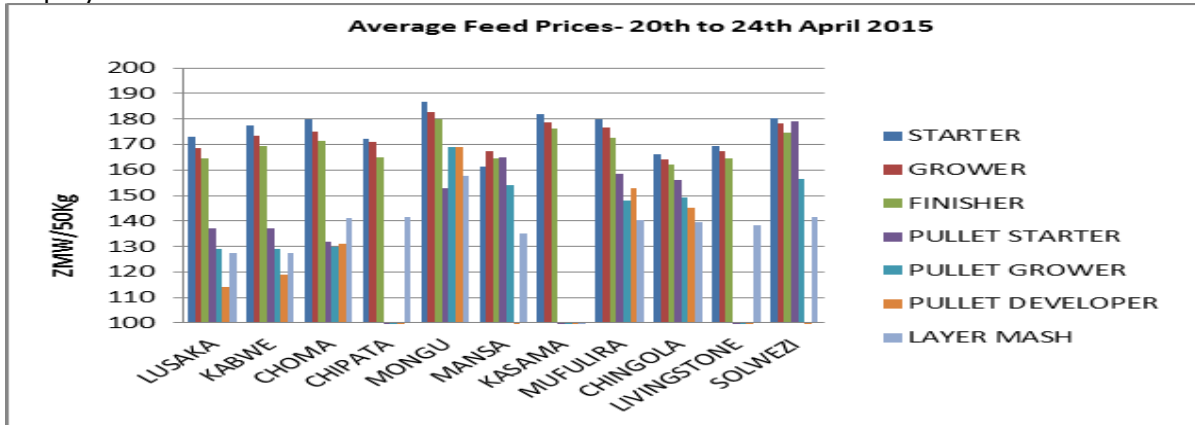


Source: Poultry Association of Zambia

AVERAGE FEED PRICES

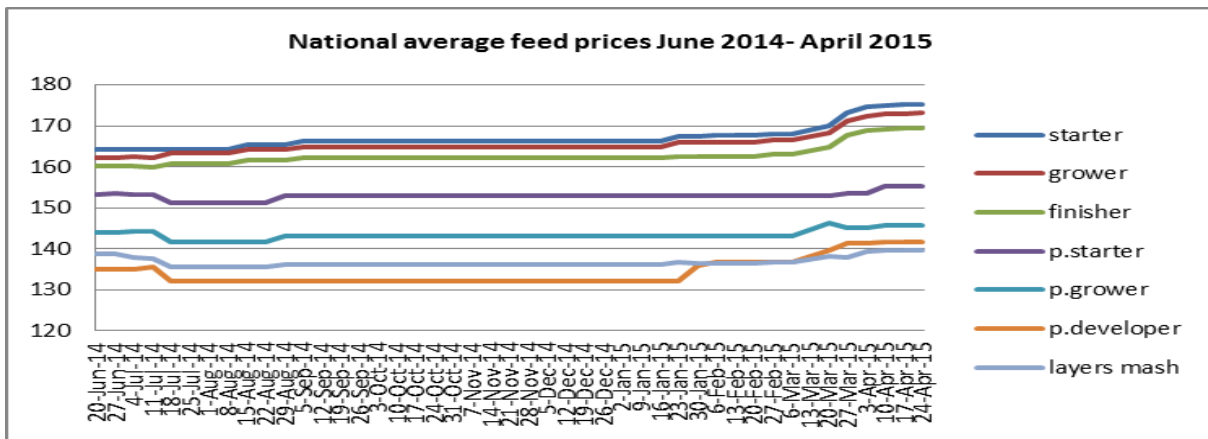
Graph 1 show average weekly feed prices in selected towns. The graph shows that the average poultry stock feed prices are lowest in Lusaka and Kabwe and Highest in

Kasama, Mongu and Solwezi. The graph further shows that pullet feeds are generally lower than broiler feeds. Furthermore, the graph indicates that Mongu has the highest prices for feed and prices in Lusaka are generally lower than most of the towns displayed.



Source: Poultry Association of Zambia

Graph 2 shows the national average price trend of feed prices from June 2014 to April 2015. The graph shows that the average price of feed was stable during the course of the week with no notable changes in the towns displayed.



Source: Poultry Association of Zambia

Look out for the Zambian Farmer T.V Program on ZNBC T.V. 1 every Monday, 18:25hrs.