



THE WEEKLY AGRO WATCH

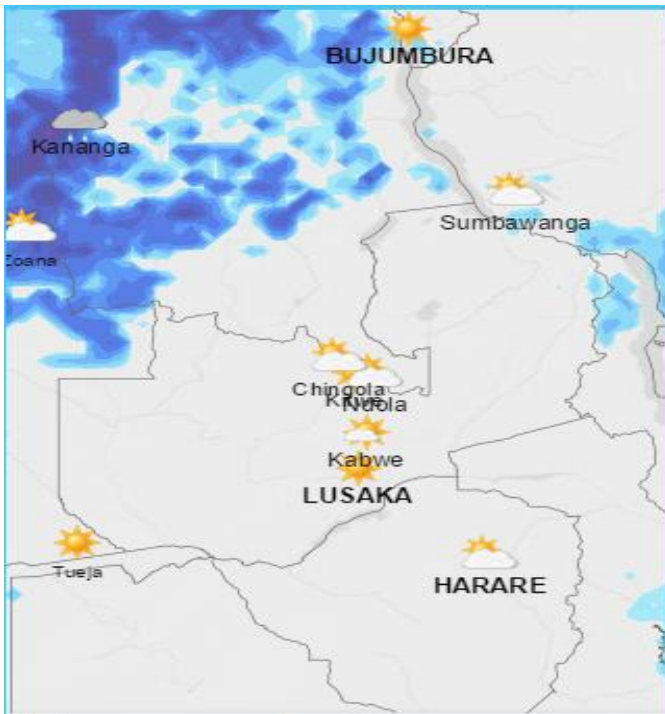


Zambia National Farmers' Union, Farmers Village, Showgrounds P.O Box 30395 Tel 260-1-252649 Fax: 260-1-252648 E-mail: znfu@zamnet.zm web: www.znfu.org.zm

26th May, 2015 Vol.21

Weather Forecast

The table summarizes the weather forecast for some selected towns for the period 27th May- 1st June 2015.



TOWN	WEATHER SUMMARY
Ndola	<ul style="list-style-type: none"> ➤ Clear sunny skies forecast for the 30th & 31st with the rest of the week expected to be fairly to partially cloudy. ➤ Average daily Temps: 13-26°C
Mkushi	<ul style="list-style-type: none"> ➤ Clear sunny skies forecast for the 30th & 31st with the rest of the week expected to be fairly to partially cloudy. ➤ Average daily Temps:14-25°C
Kabwe	<ul style="list-style-type: none"> ➤ Clear sunny skies forecast for the whole week with the 1st being fairly cloudy in the morning ➤ Average daily Temps:11-25°C

Lusaka	<ul style="list-style-type: none"> ➤ Clear sunny skies forecast for the whole week save for the 29th of May and 1st June when it's expected to be fairly cloudy to partially cloudy. ➤ Average daily Temps:12-24°C
Mazabuka	<ul style="list-style-type: none"> ➤ Clear sunny skies forecast for the whole week save for the morning of the 29th when it's expected to be fairly to partially cloudy. ➤ Average daily Temps: 12-26°C.
Choma	<ul style="list-style-type: none"> ➤ Fairly cloudy to clear sunny skies forecast for the whole week. ➤ Average daily Temps:11-24°C
Livingstone	<ul style="list-style-type: none"> ➤ Clear sunny skies forecast for the 27th & 28th with the rest of the week being fairly to partially cloudy while the 1st will be cloudy in the morning. ➤ Average daily Temps:14-27°C
Mongu	<ul style="list-style-type: none"> ➤ Clear sunny skies forecast for the 2/05, 31/05 and 1/05.the 30th will be cloudy in the morning with the rest of the week being fairly to partially cloudy. ➤ Average daily Temps: 17-29°C.
Mansa	<ul style="list-style-type: none"> ➤ The 27th & 28th are forecast to be fairly cloudy with the rest of the week having clear sunny skies. ➤ Average daily Temps: 16-27°C.
Kasama	<ul style="list-style-type: none"> ➤ Clear sunny skies forecast for the 29th & 30th with the rest of the week being fairly to partially cloudy. ➤ Average daily Temps: 14-26°C.
Solwezi	<ul style="list-style-type: none"> ➤ The week is expected to have fairly cloudy to partially cloudy skies. Full cloud cover forecast for the afternoon of the 28th. ➤ Average daily Temps: 16-27°C.
Chipata	<ul style="list-style-type: none"> ➤ Clear sunny skies forecast for the 29th and full cloud cover on the mornings of 31/05 & 1/05.the rest of the week is expected to have fairly to partially cloudy skies. ➤ Average daily Temps: 15-26°C.

Source: Norway meteorological Institute

Exchange Rates

CURRENCY	26/05/2015 (BoZ-22/05/15)						18/05/2015 (BoZ-15/05/15)					
	US Dollar		RAND		GB Pound		US Dollar		RAND		GB Pound	
	Buying	Selling	Buying	Selling	Buying	Selling	Buying	Selling	Buying	Selling	Buying	Selling
First National Bank (FNB)	7.06	7.21	0.59	0.61	10.89	11.1	7.17	7.32	0.61	0.62	11.27	11.50
Standard Chartered	7.07	7.21	0.59	0.60	10.90	11.12	7.16	7.30	0.61	0.62	11.26	11.48
ZANACO	7.08	7.22	0.59	0.60	10.88	11.15	7.16	7.30	0.60	0.62	11.20	11.49
Bank of Zambia	7.09	7.11	0.597	0.599	11.00	11.03	7.22	7.24	11.35	11.39	0.609	0.610

Parity Calculations

Domestic Import Parity Prices as at 22/05/2015					
US\$/ZAR=11.81 US\$/ZMW=7.15					
Parity Prices		US\$/ZMW	Maize	Soya	Wheat
Lusaka		7.15	420.21	587.54	487.63
Town	Ex-Lusaka freight (ZMW)	\$	\$	\$	\$
Chipata	275	38.46	458.67	626.00	526.09
Mkushi	225	31.47	451.68	619.01	519.10
Ndola	250	34.97	455.18	622.51	522.60
Kitwe	250	34.97	455.18	622.51	522.60

*Note: Prices of soya beans and maize based on June Safex futures prices.

Wheat prices are for September delivery

Export Parity Price (EPP) Harare-Lusaka as at 15/05/15 in USD	
Soya Beans	467.15
Wheat	339.75
Maize	238.35

Local Mealie Meal Prices

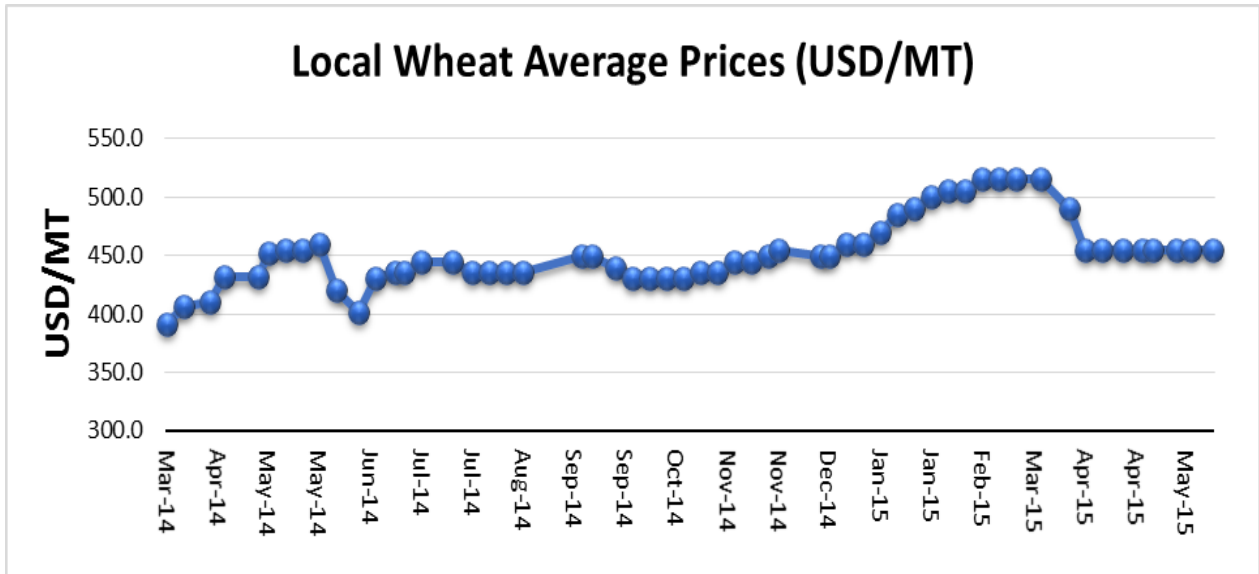
The table below portrays average prices for a 25kg bag of mealie meal in different districts around the country.

	Breakfast	Roller Meal	Breakfast	Roller Meal	Breakfast	Roller Meal
	March '15		April '15		May '15	
Mbala	70	52.5				
Petauke	68	47	65	45		
Lusaka	68	48	63	45	63	45
Sesheke	71	54	53	52		
Kasama	75.33	57.33	75.33	57.33		
Livingstone	67	54	61.3	43	65	49
Solwezi	73	56	68	51	68	50.4
Kawambwa	75	65	69	62		
Kabompo	84					
Mpika	71	68			74.25	56.67
Ndola	61.38	51.13				
Katete	67	-	67	-	67.33	-
Mazabuka					65	47.2
Choma					63	48

Wheat

Highlights

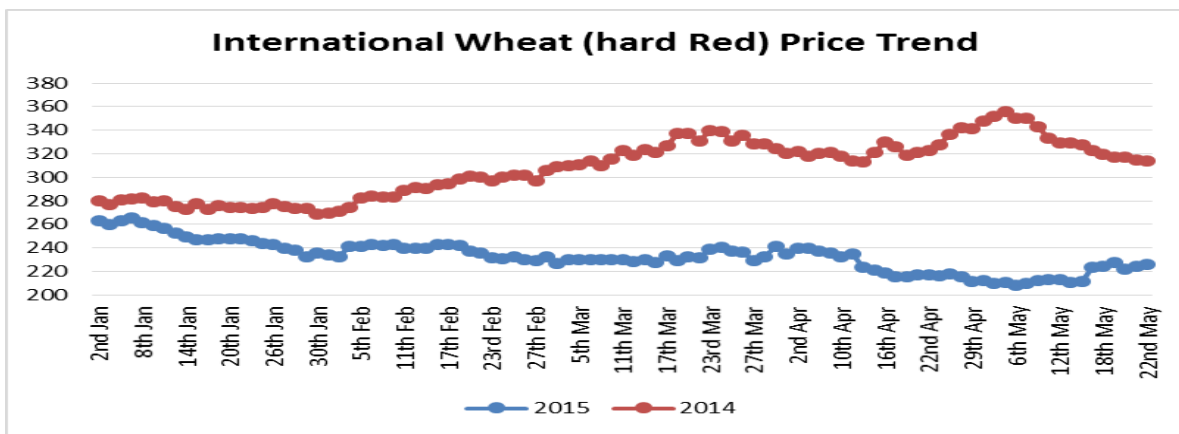
- Russia, as earlier anticipated, lifted the duty on wheat exports which had been introduced to help stabilize local prices. The country hopes to export an additional 1 million tons by the end of the current 2014/15 marketing year and expects to impose another form of export tax when its new marketing season begins on 1st July. Media reports indicate that, come July 1, exporters may need to pay US\$1/ton as long as Russia's domestic price does not exceed US\$242/ton.
- In an effort to ensure wheat production does not fall this season, the Zimbabwean government has finalized payments to farmers who had supplied the country's Grain marketing board. The government has further been quoted to be mobilizing basal dressing fertilizers to loan out to farmers whose crop has germinated. Last year, Zimbabwe produced about 10,000tons of wheat, just slightly above its weekly consumption requirement. The country has thus been import dependent to meet its local wheat demand.
- South Africa's Wheat exports destined for Zambia totalled 20,536MT by the week ending 15th May 2015.
- The Chicago soft red wheat future price for delivery in July 2015 settled at US\$ 189.30/MT on 24th May 2015.
- Local wheat offer prices are still pegged at US\$455/ton on average.

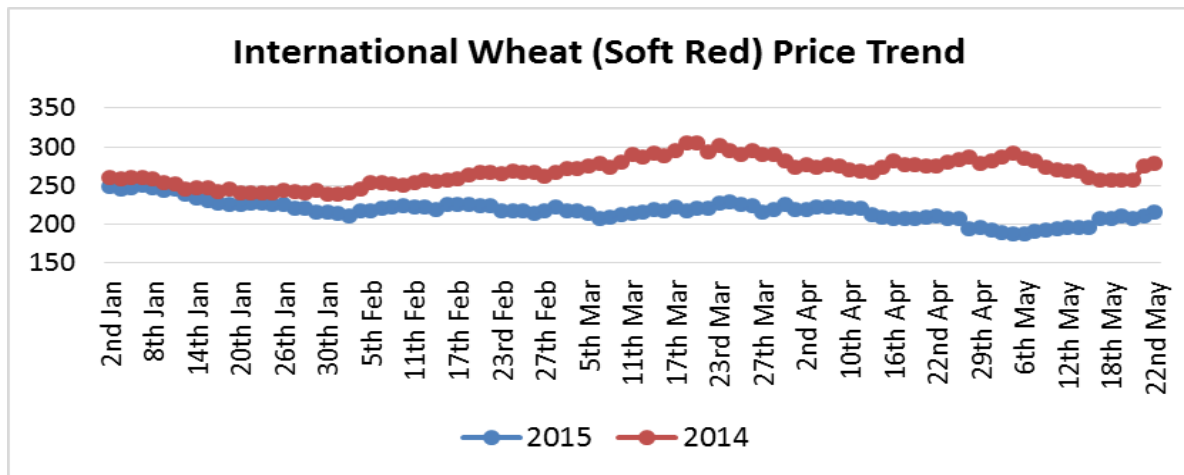


Source: ZNFU, 4455 Market Price Information System

Price trends

The Safex international soft red and hard red wheat averaged US\$210.59/ton and US\$224.87/ton respectively in the week ending 22nd May 2015. In comparison to the previous week, both soft red and hard red recorded price increments of 6.52% and 4.84% on average.



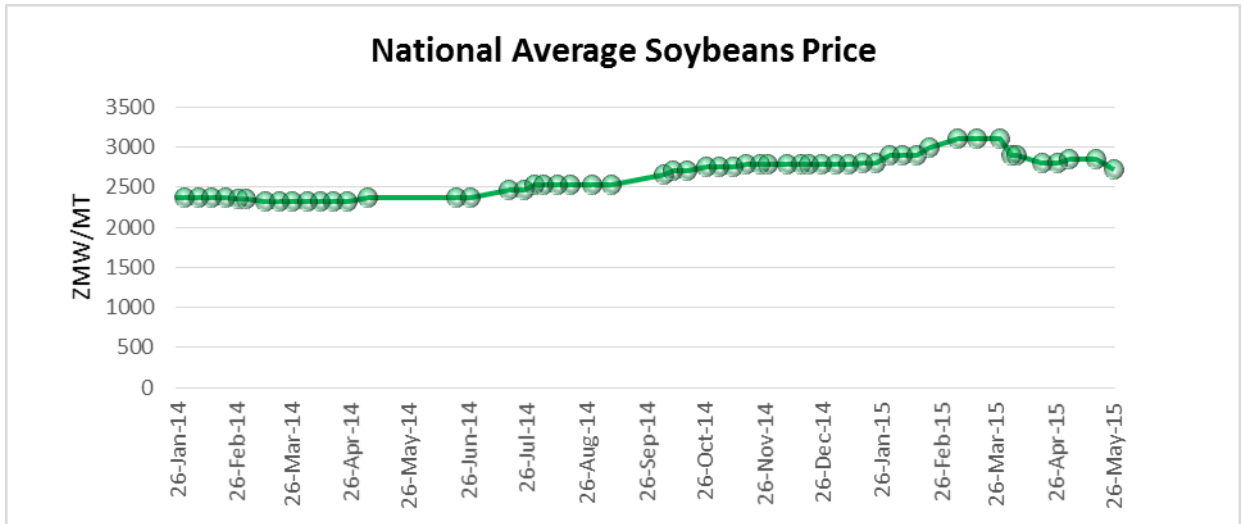


Source: Safex

Soya Beans

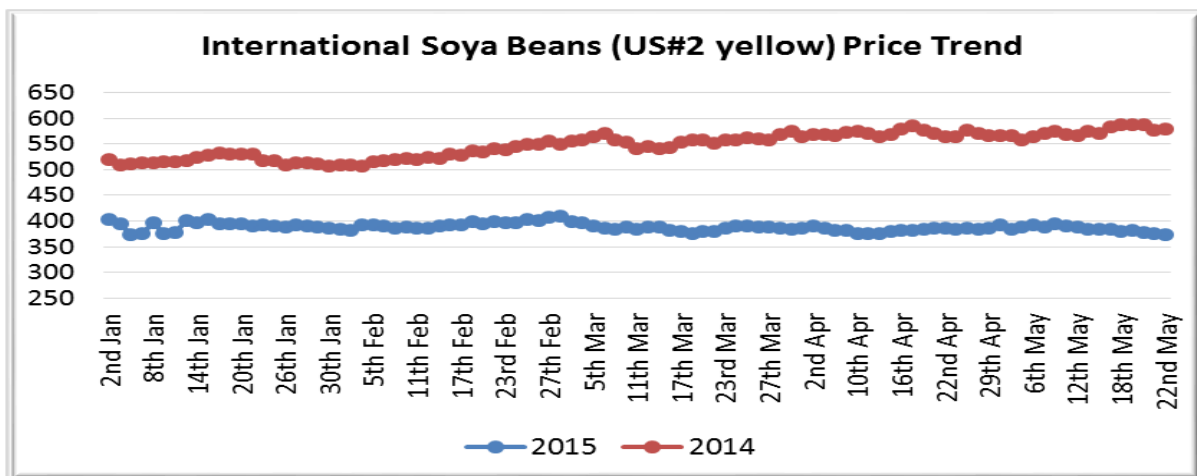
Highlights

- Argentina's soya beans industry is under some unrest due to a strike by oil crushers demanding for a hike in wages. This has caused delays in the export of soya beans and its products with the striking workers threatening to block the country's major export route. Argentina is among the world's leading producers and exporters of the oilseed
- Indonesia has delayed implementation of a regulation that will force palm oil exporters to pay a levy of US\$50 per tonne of shipment with the earnings set to be used to fund biodiesel production subsidies. The regulation has already been signed and was due for implementation end of May. Delays in establishing guidelines and a biodiesel agency may hold back the implementation until August 2015.
- Meanwhile Malaysia palm oil exports over the period 1-20th May increased by over 50 percent in comparison to the April 1st-20th 2015 exports. According to Malaysia's Palm oil council, exports exponentially rose to China, Europe and India
- Soya beans for July 2015 delivery on Chicago Mercantile Exchange were around US\$339.59/ton on 25th May 2015.
- Soybeans offer prices as captured by the ZNFU 4455 price information system tipped slightly last week and were averaging price of K2.72/Kg in the week ending 22nd May, 2015.



Price trends

International prices of US No. 2 yellow soya beans on Safex traded lower 2.21 percent and averaged US\$377.66/ton during the week ending 22nd May. All prices are fob gulf.



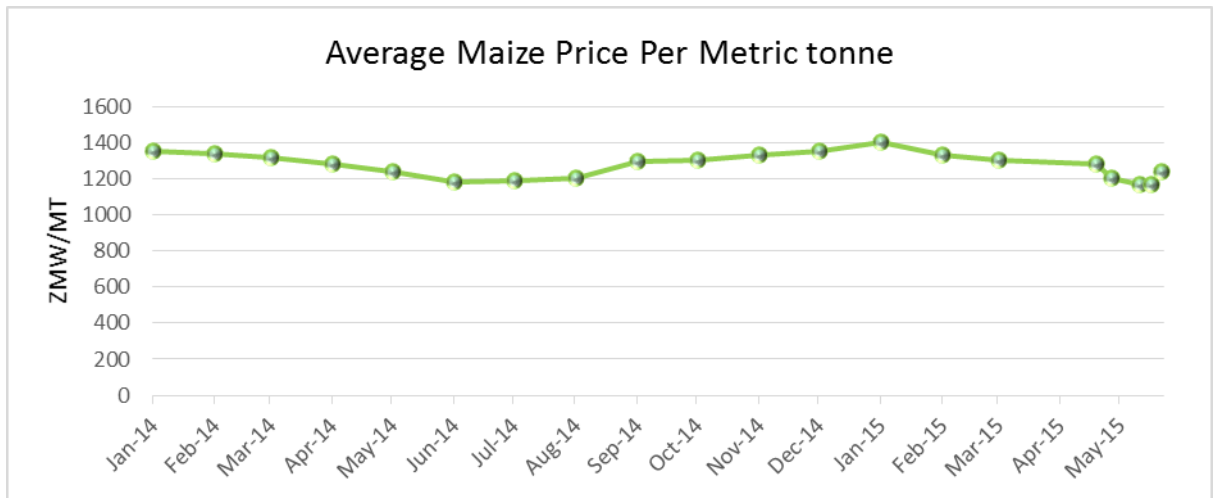
Source: Safex

Maize

Highlights

- Kenya's Maize sub sector has continued to suffer from the Maize Lethal necrosis virus with local scientists now suspecting that the virus could be spread through the soil.
- The Chicago maize futures price for delivery in July 2015 was pegged at US\$ 141.72/MT on 25th May 2015.

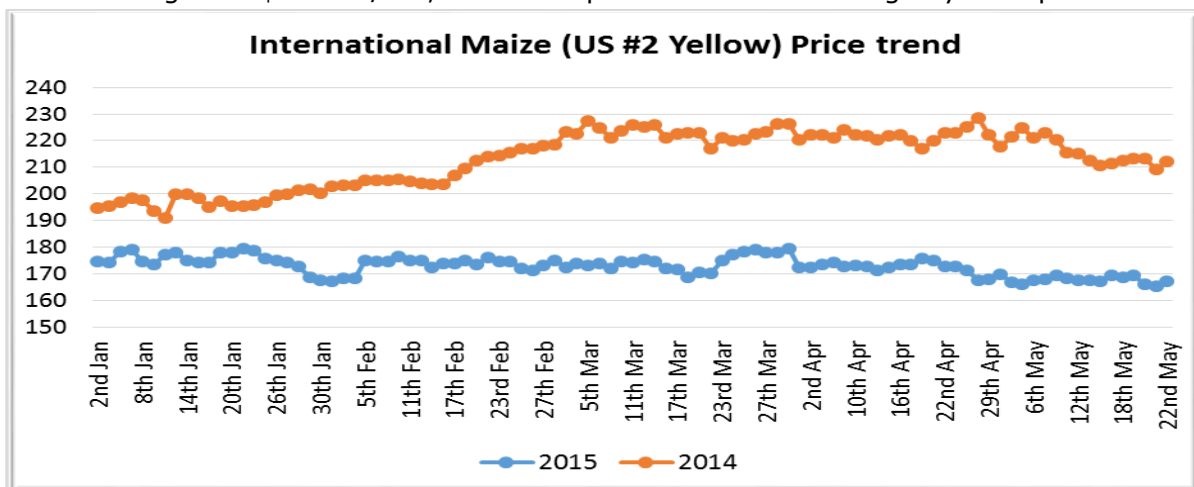
- Local maize offer prices averaged ZMW1, 240/ton in the week ending 2nd May 2015.



Source: ZNFU, 4455 Market Price Information System

Price trends

During the week ending 15th May 2015, international maize fob prices as recorded by Safex averaged US\$167.41/ton, below the previous week's average by 0.41 percent.



Source: Safex

Cotton

Highlights

- Ethiopia's cotton imports are expected to expand over the next two years due to rising demand by the textile industry. An import of about 8,000MT has been forecast for the 2014/15 year by the USDA and a further increase to 12,000MT in the subsequent year.
- Cotton prices for July delivery on the new York market were pegged at US\$0.6330/pound (\approx US\$1.39/kg) on 24th May, while Cotlook "A" index prices were pegged at US\$0.7185/pound (\approx US\$1.58/kg) 22nd May 2015.

Crude oil

- According to the US Energy Information Agency, the low crude oil prices and increased petroleum demand has generally led to an increase in the refinery margins globally.
- International crude oil prices have continued their “see-saw” ride with prices falling last week, stripping off the gains attained the previous week. Appreciation of the US dollar aided the price fall.
- Brent crude oil prices settled at US\$65.37/ barrel while WTI was pegged at US\$59.88/barrel early morning on 25th May 2015.
- Oman’s settlement price for July delivery was around US\$62.85/barrel on 25th May 2015.

Brent Crude Oil Futures \$/barrel



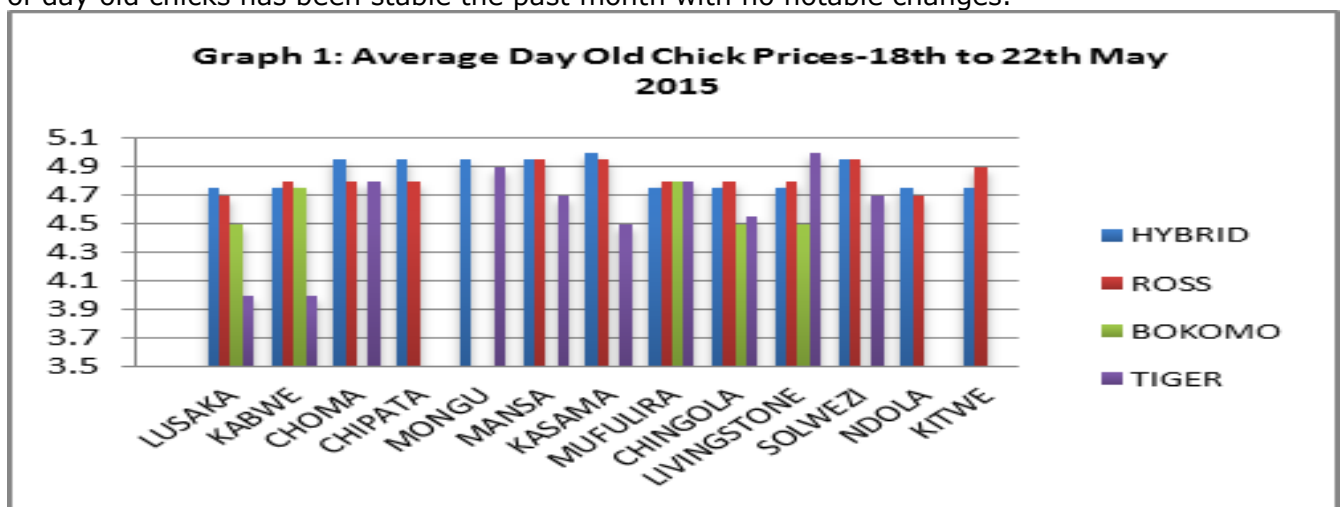
Source: BBC Business, 2015

Poultry prices for the week ending 22nd May 2015

DOMESTIC POULTRY PRICES

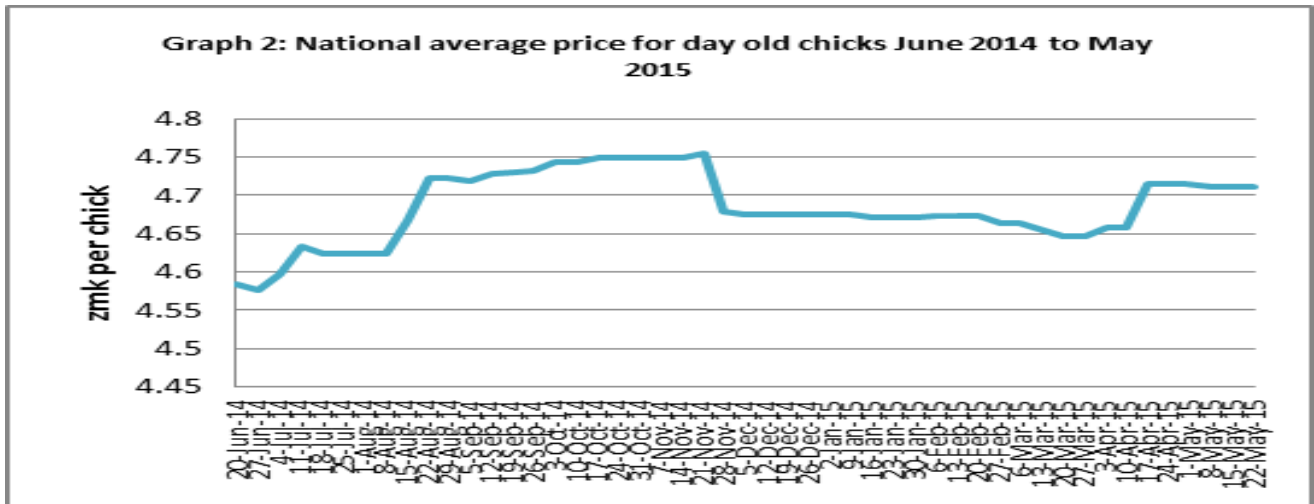
AVERAGE DAY OLD CHICK PRICES

Graph 1 shows the price of different breeds of day old chicks in selected towns. The price of day old chicks has been stable the past month with no notable changes.



Source: Poultry Association of Zambia

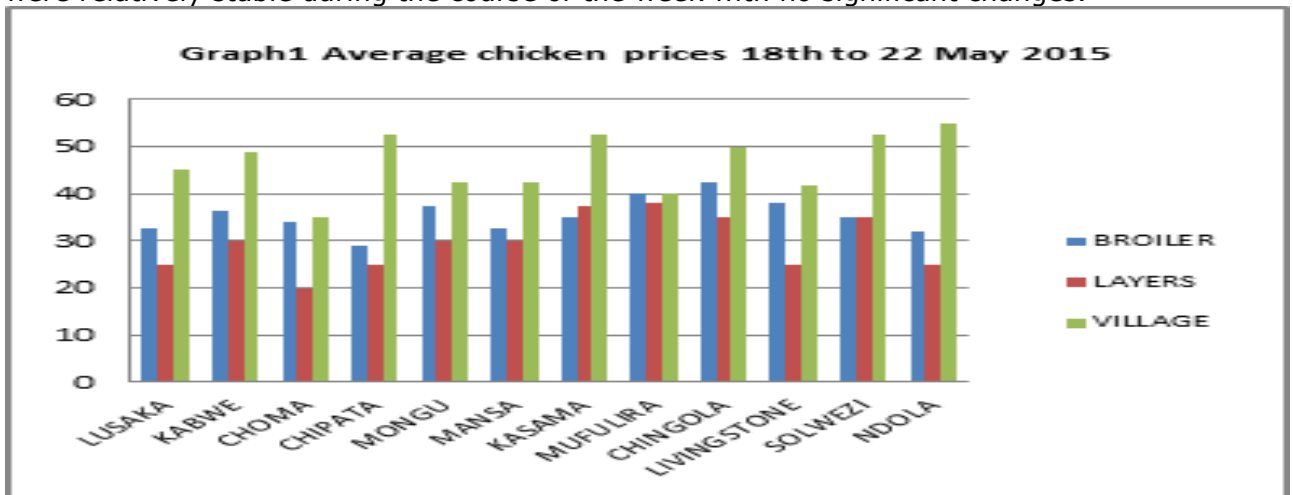
Graph 2 shows the national average price trend for day old chicks from June 2014 to May 2015. The average national price of day old chicks as of 22nd May 2015 was ZMW4.71.



Source: Poultry Association of Zambia

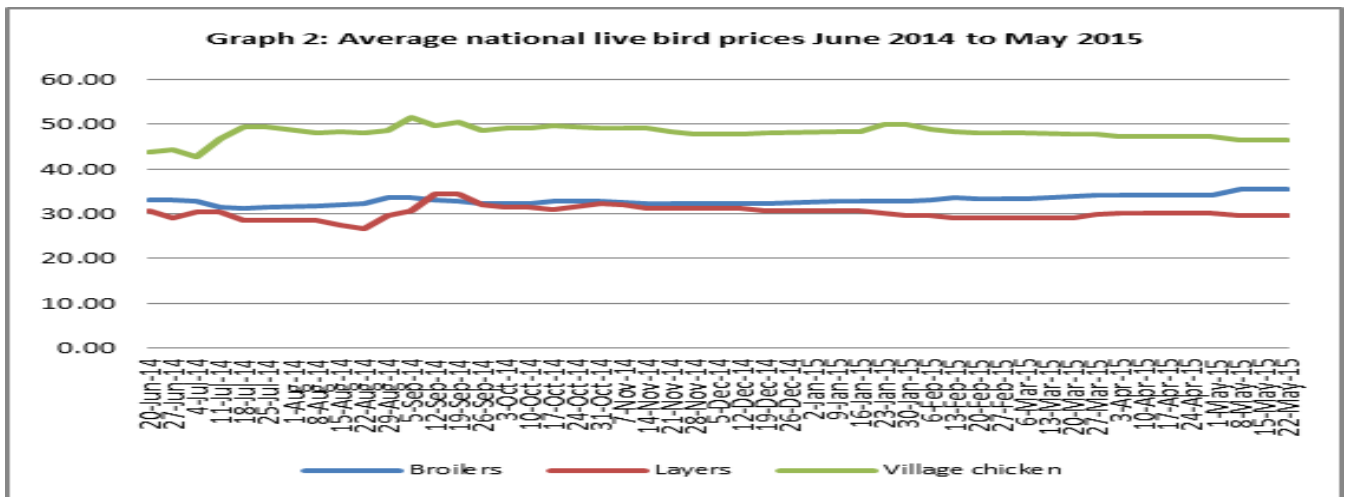
AVERAGE LIVE BIRDS PRICES

Graph1 below shows the average live bird prices in Lusaka, Choma, Kabwe, Chipata, Mongu Mansa, Mufulira, Chingola, Solwezi, Ndola, Kitwe and Livingstone. Live bird prices were relatively stable during the course of the week with no significant changes.



Source: Poultry Association of Zambia

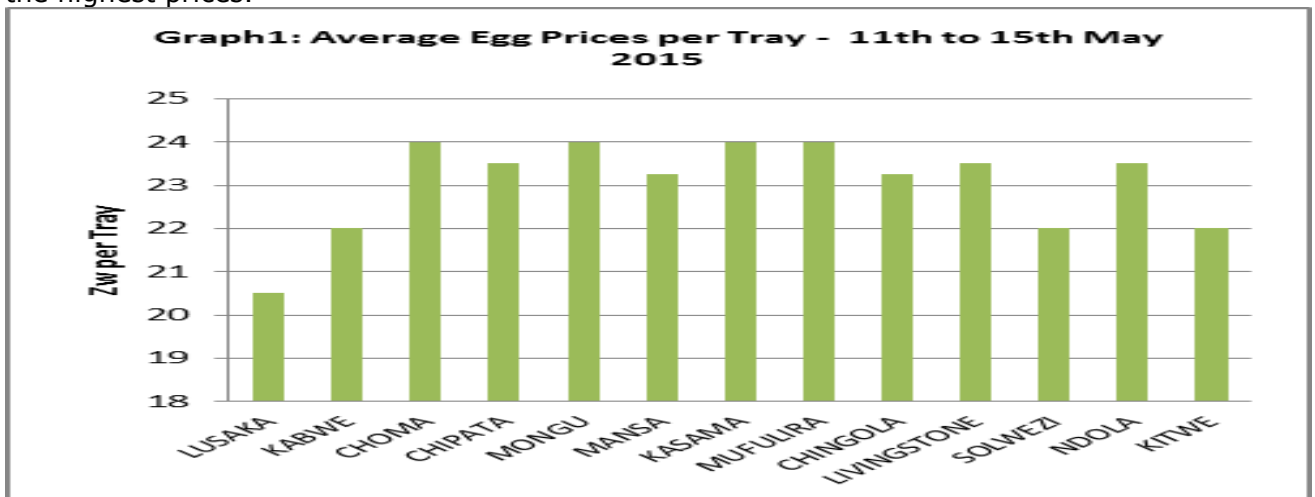
Graph 2 on the other hand shows the national average price trends for broilers, ex-layers and village chickens. The graph also shows that the price of broilers, layers and village chickens has been flat the past three weeks. This can be attributed to a stable supply of these live birds on the market. The average national price of village chicken, ex-layers and broilers last week was ZMW46.49, ZMW29.63 and ZMW35.38 respectively.



Source: Poultry Association of Zambia

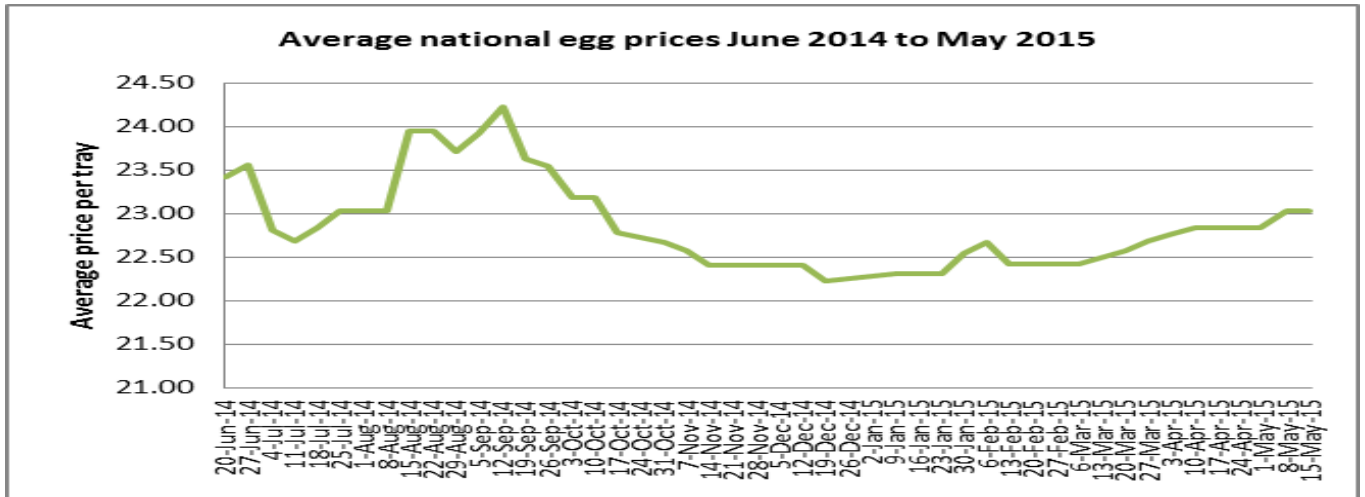
AVERAGE EGG PRICES

Graph1 below shows average retail prices of table eggs in selected provincial centres around the country. There were no changes in the price of eggs during the course of the week. Lusaka maintained lowest prices, while Choma, Mongu, Kasama and Mufulira had the highest prices.



Source: Poultry Association of Zambia

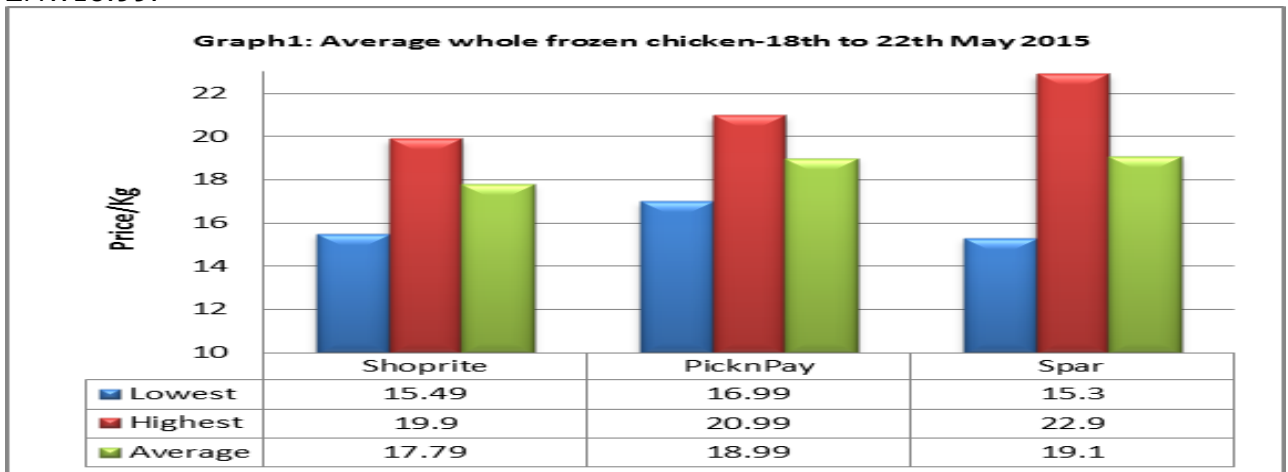
Graph 2 shows the price trend for a tray eggs from mid-June 2014 to May 2015. The average national price of eggs as of 22nd May 2015 is ZMW23.04.



Source: Poultry Association of Zambia

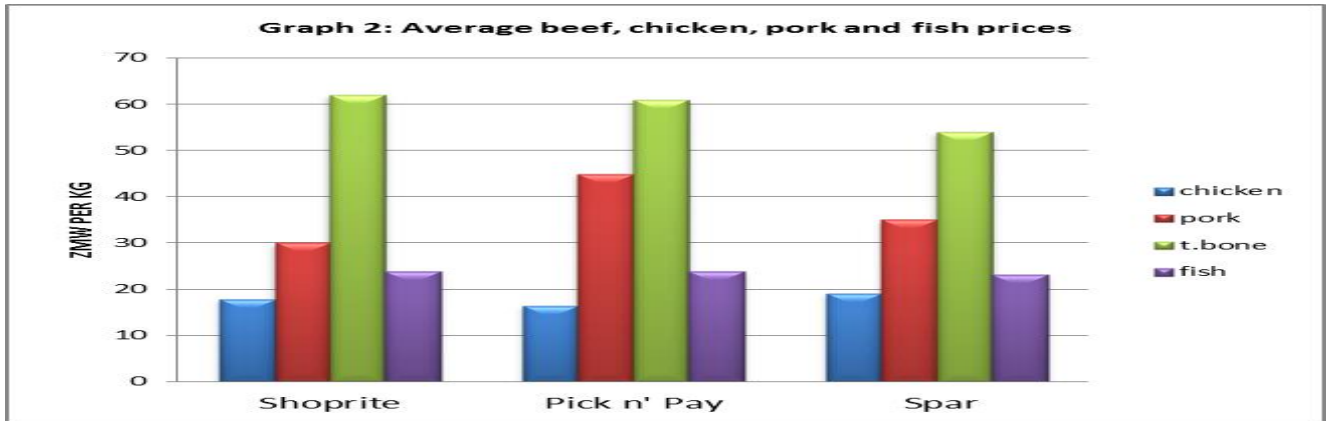
AVERAGE WHOLE DRESSED CHICKEN PRICES

Graph1 below shows average prices of whole frozen chickens in the three chain stores around in Lusaka. Shoprite had the lowest average price for frozen whole chickens this week at ZMW17.79. On the other hand, Spar had the highest average price this week at ZMW19.10 while the average price for frozen whole chicken in Pick n' Pay was ZMW18.99.



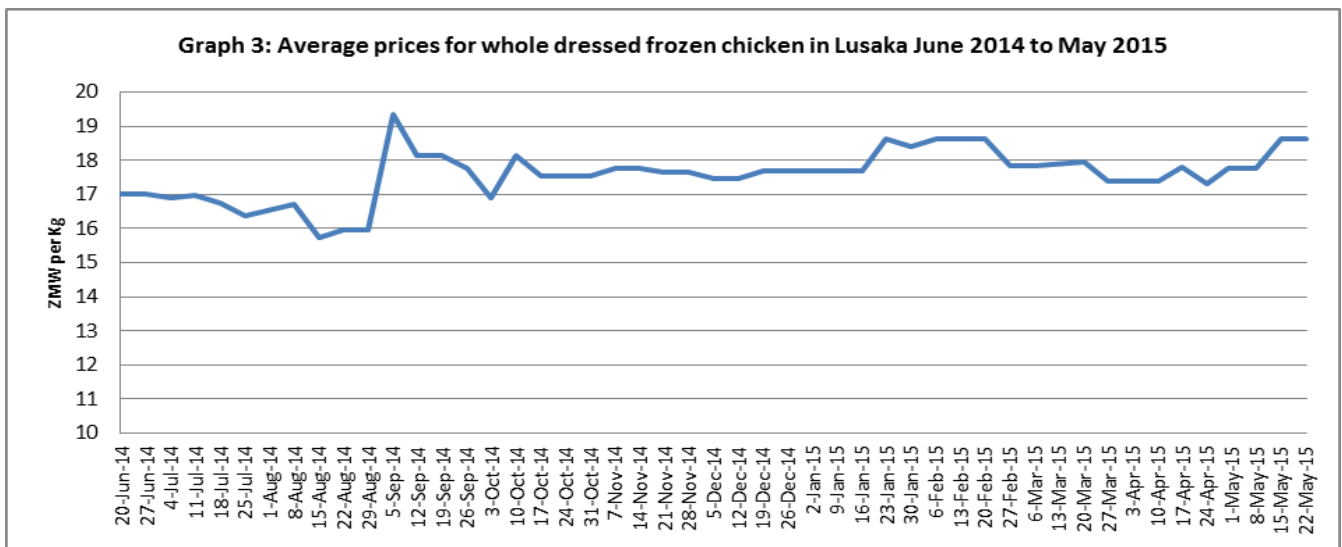
Source: Poultry Association of Zambia

Graph 2 shows the average prices for beef, chicken and Pork products in the three chain stores in Lusaka. The graph shows that chicken is the cheapest protein in all the three stores.



Source: Poultry Association of Zambia

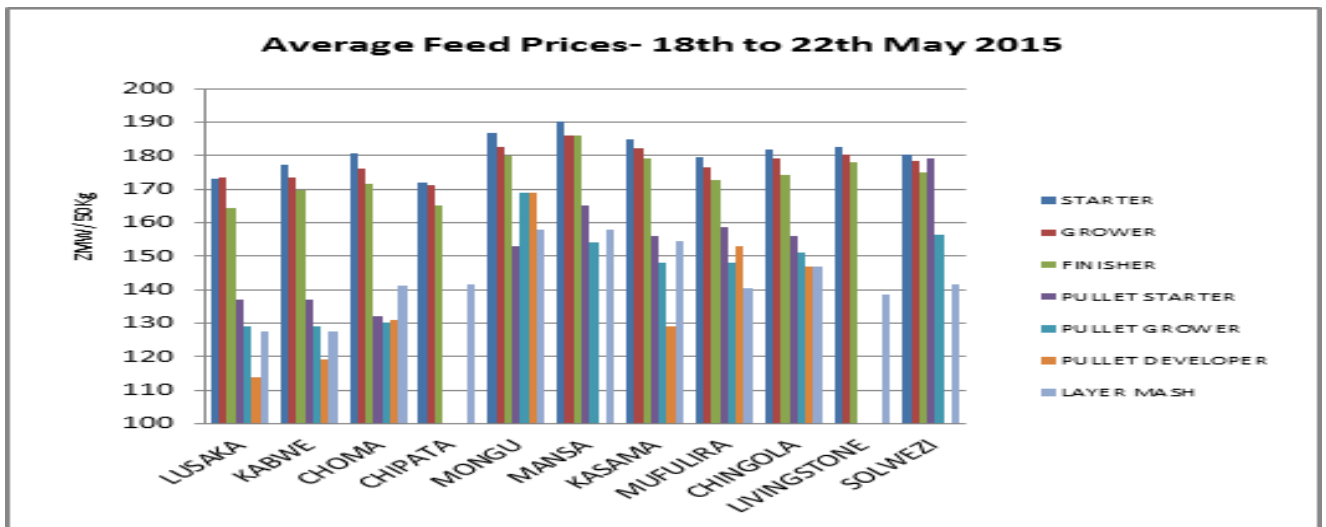
Graph3 shows the average price trend for whole frozen dressed chicken in Lusaka from June 2014 – May 2015. The graph shows that the average price of frozen whole dressed chicken remained flat the past two weeks at an average price of ZMW18.63.



Source: Poultry Association of Zambia

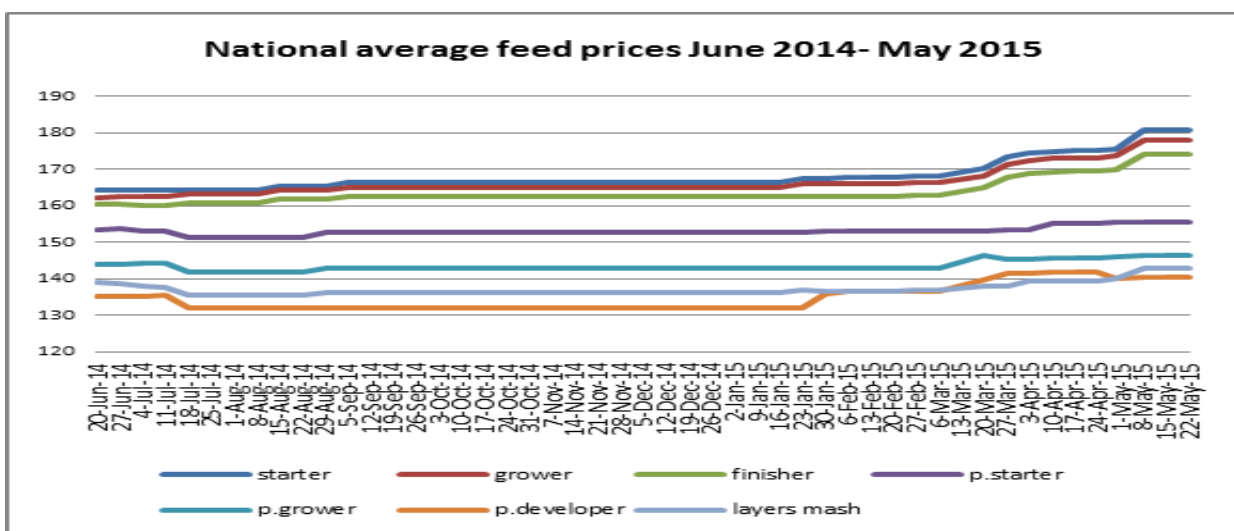
AVERAGE FEED PRICES

Graph 1 show average weekly feed prices in selected towns. The graph shows that the average poultry stock feed prices are lowest in Lusaka and Kabwe and Highest in Mongu. The graph further shows that pullet feeds are generally lower than broiler feeds.



Source: Poultry Association of Zambia

Graph 2 shows the national average price trend of feed prices from June 2014 to May 2015. The graph shows that the average price of feed has been flat the past three weeks for all types of feed displayed.



Source: Poultry Association of Zambia

ALERT! ALERT!

The Rating Valuation Tribunal will sit in Lusaka on Friday 29th May 2015, 9hrs to consider the Sinazongwe District Council 2013 Draft Valuation Roll. All interested parties are invited to attend. The venue will be advised later. For more details contact Mr. Manyanina on 0979-841 331

