



AGRICULTURAL MARKETING AUTHORITY
 "Promoting fairness and order in the agricultural sector"

WEEKLY COMMODITY MARKET BULLETIN

Bulletin Number 37 of 2015
 Date of Issue: 18 September 2015

GRAINS AND OILSEEDS

Table 1: Grains and Oilseeds Producer Prices

Product	Buyer	Purchase Price (US\$/t)	Contact Details	Payment
Maize	GMB	390	04-701885-99	Depends on availability of cash
	Staywell	310	04-303021	30 Days
	PHI	275	0773381825	72 Hrs
	Biscray	260	0774109806	Cash
	Sidal Engineering	260	0773474519	Cash
Groundnuts	GMB (unshelled)	400	04-701885-99	Cash
	Jasbro	1300	09-68198	Cash
	Taflor	950	0775386077	Cash
	Taflor (Unshelled)	500	0775386077	Cash
	Sidal Engineering	900	0773474519	Cash
Soya beans	GMB	550	04-701885-99	14 Days
	Staywell	575	04-303021	Cash
	Biscray	560	0774109806	Cash
	PHI	580	0773381825	7 Days
	Sidal Engineering	500	0773474519	Cash
Sugar beans	GMB	900	04-701885-99	Cash
	Taflor	1025	0775386077	Cash
	Jasbro	1100	09-68198	Cash
	Sidal Engineering	900	0773474519	Cash
Wheat	GMB	500	04-701885-99	Depends on availability of cash
	Staywell	380	04-303021	30 days
	Sidal Engineering	400	0773474519	Cash

HORTICULTURE

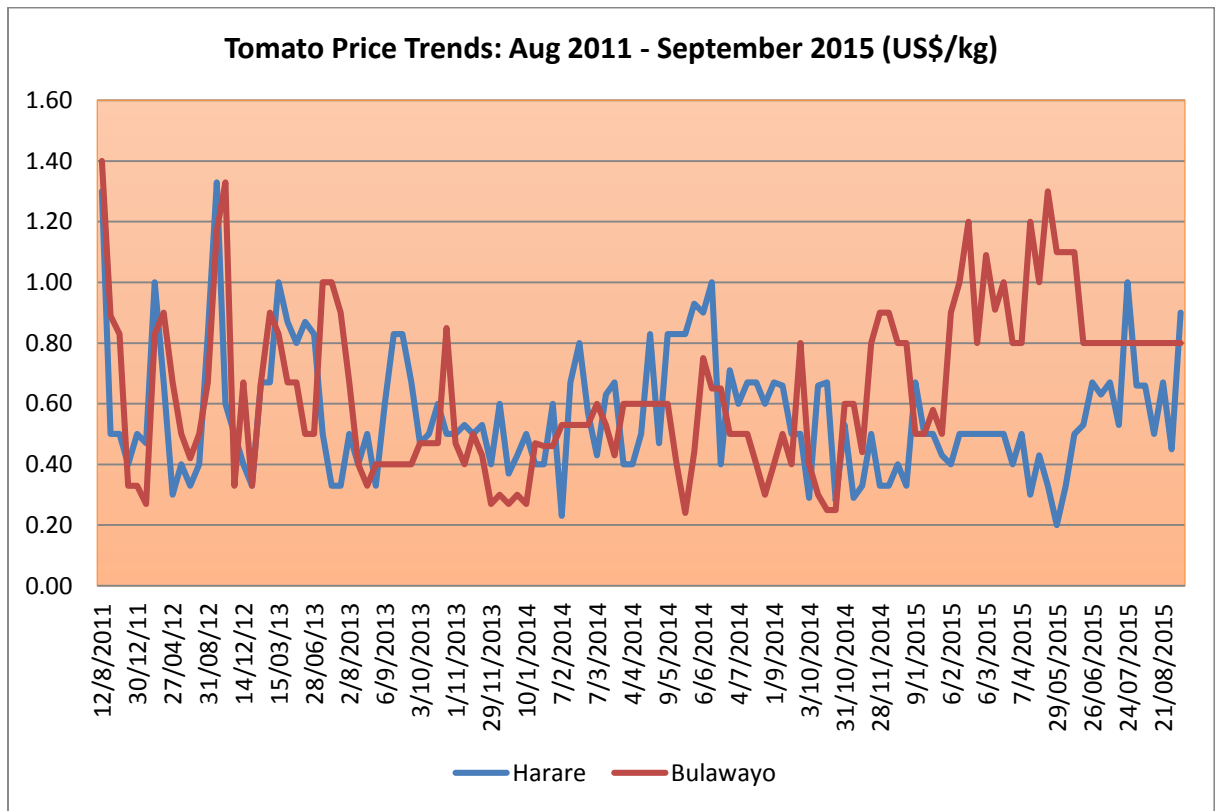
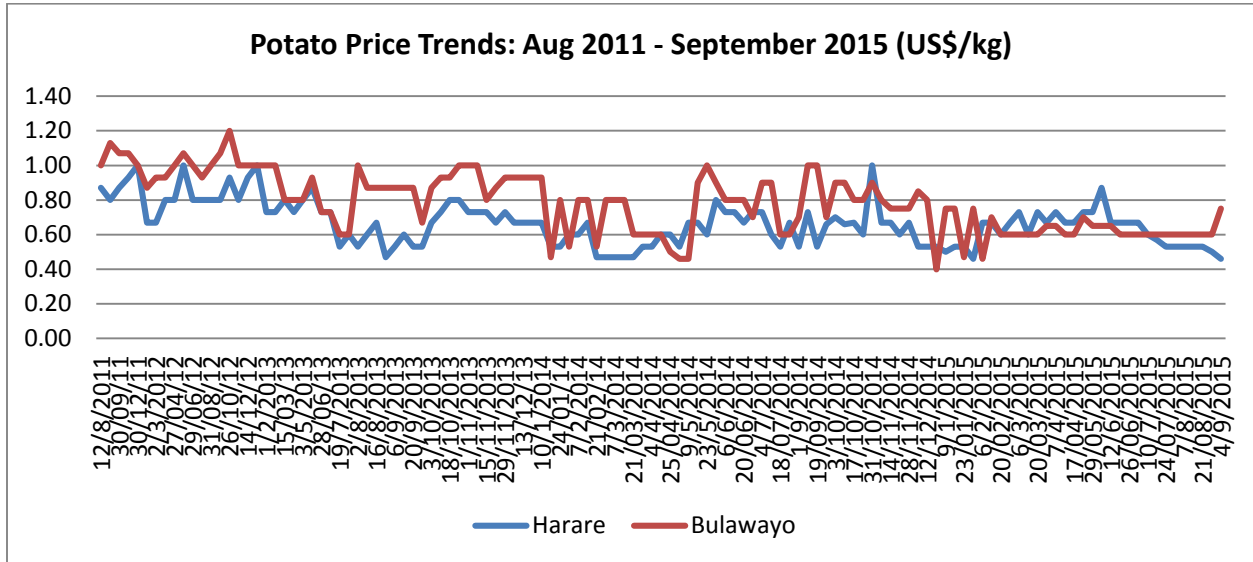
Table 2: Horticultural Produce Retail Prices as at 18 September 2015 at Mbare Musika and Bulawayo CBD Markets

Commodity	Mbare Musika (US\$/kg)			Bulawayo CBD Market (US\$/kg)		
	4 Sept 15	11 Sept 15	18 Sep 15	4 Sept 15	11 Sept 15	18 Sept 15
Potatoes (medium)	0.46	0.53	0.46	0.75	0.75	0.75
Potatoes (large)	0.60	0.60	0.53	1.00	1.00	1.00
Tomatoes	0.90	0.50	0.50	0.80	0.80	0.73
Onions (dried)	1.00	1.00	0.60	1.00	1.00	1.00
Onions (green)	ns	1.00	1.00	1.00	1.00	1.00
Butternuts	0.50	0.50	0.46	0.86	0.86	0.86
Cabbage(per head)	0.35	0.35	0.40	0.40	0.40	0.40
Rape/Covo	1.00	1.00	1.00	0.60	0.60	0.60
Sugar beans	0.60	0.75	0.75	1.75	1.75	1.40
Groundnuts(unshelled)	0.25	0.25	0.30	0.50	0.50	0.50
Groundnuts (shelled)	0.75	0.75	0.75	1.25	1.25	1.25
Roundnuts (unshelled)	0.40	0.40	0.40	1.25	1.25	1.25
Roundnuts (shelled)	0.75	0.80	1.00	1.25	1.25	1.25
Sweet Potatoes	ns	0.50	ns	0.45	0.45	0.45
Yams	0.78	0.77	0.39	ns	ns	ns
Carrots	0.50	0.40	0.40	1.00	1.00	1.00
Cucumbers	0.30	0.50	0.30	0.45	0.45	0.45
Maize (dried)	0.30	0.30	0.30	0.35	0.35	0.35
Green mealies	0.25	0.25	0.17	0.40	0.40	0.40
Apples (local)	ns	ns	ns	ns	ns	ns
Apples (South Africa)	0.73	0.73	0.73	1.09	1.09	1.27
Bananas	0.50	0.50	0.44	0.72	0.72	0.67
Naartjies	ns	ns	ns	0.37	0.37	1.00
Oranges	0.35	0.30	0.35	0.36	0.36	0.36
Garlic	5.00	5.00	5.00	1.00	1.00	1.00
Green pepper	0.50	0.50	0.50	0.45	0.45	0.45

ns - no supply

- ✚ At Mbare Musika Market, the price of cabbages, unshelled groundnuts, shelled roundnuts and oranges went up while the price of potatoes, onions, butternuts, yams, cucumbers, green mealies and bananas went down. Prices of other commodities remained stable.
- ✚ At Bulawayo Market, the price of tomatoes, sugar beans and bananas went down while the price of apples and naartjies went up. Prices of other commodities remained stable.

PRICE TRENDS FOR SELECTED HORTICULTURE PRODUCTS



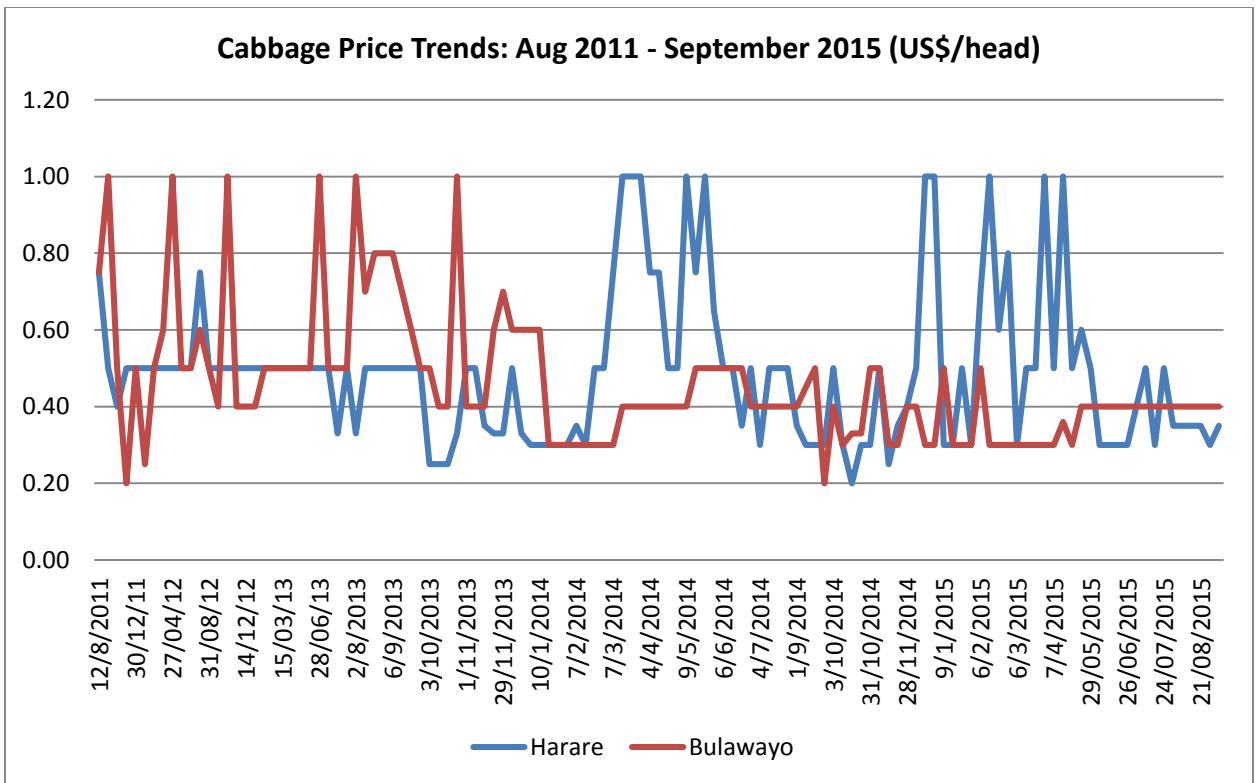
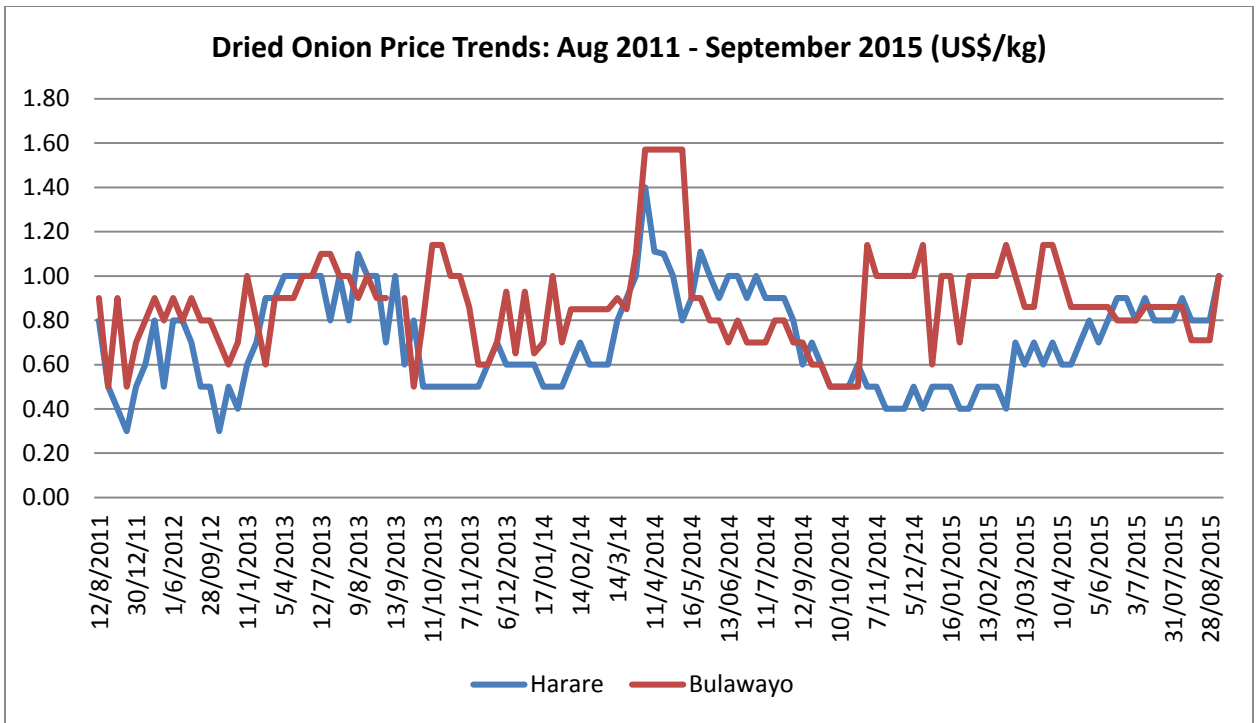


Table 3: Agricultural Produce Prices at Bindura Chipadze and Bulawayo Renkini Markets as at 18 September 2015.

Commodity	Measure	Bindura Chipadze Market		Bulawayo Renkini Market	
		28 Aug 15	4 Sept 15	11 Sept 15	18 Sept 15
Cowpeas	20l tin (20 kg)	ns	ns	15.00	15.00
Groundnuts Shelled	20l tin (20 kg)	30.00	30.00	25.00	25.00
Groundnuts Unshelled	20l tin (20 kg)	Ns	ns	12.00	12.00
Groundnuts Fresh	20l tin (20 kg)	Ns	ns	ns	ns
Maize (grain)	20l tin (20 kg)	5.00	5.00	9.00	9.00
Roundnuts (shelled)	20l tin (20 kg)	37.50	37.50	25.00	25.00
Soyabeans	20l tin (20 kg)	ns	ns	18.00	18.00
Sugar beans	20l tin (20 kg)	30.00	30.00	27.00	27.00
Wheat	20l tin (20 kg)	ns	ns	ns	ns
Butternuts	Pack(10kg)	5.00	5.00	ns	ns
Cabbage	head	0.50	0.50	ns	ns
Carrots	bundle	ns	ns	ns	ns
Cucumber	Each	0.10	0.10	ns	ns
Irish Potatoes	Pocket (15 kg)	12.00	12.00	ns	ns
Onion dried	Pocket (10 kg)	9.00	9.00	ns	ns
Rape/ Covo	bundle	ns	ns	ns	ns
Tomatoes	Box(10-12kg)	2.50	2.50	ns	ns
Apples	each	0.20	0.20	ns	ns
Avocado pears	Each	0.20	0.20	ns	ns
Bananas	Crate(18kg)	4.50	4.50	ns	ns
Oranges	Pocket	3.00	3.00	ns	ns
Eggs	Crate (30 eggs)	4.50	4.50	ns	ns
Chicken	Bird	6.00	6.00	ns	ns
Goats	each	35.00	35.00	ns	ns
Cattle	beast	475.00	475.00	ns	ns
Sheep	each	60.00	60.00	ns	ns
Macimbi	90kg	180.00	180.00	225.00	225.00
Matemba	90 kg	540.00	540.00	540.00	540.00

ns- no supply

LIVESTOCK & MEAT

Table 4: Bulwayo Abattoir, Surrey and MC Meats Wholesale Prices for Beef as at 18 September 2015.

PRODUCT	US\$/kg					
	MANUFACTURING			ECONOMY		
	Byo Abattoir	Surrey	MC Meats	Byo Abattoir	Surrey	MC Meats
Forequarter	-	2.75	2.70	-	3.00	2.85
Hindquarter	-	-	2.70	-	3.30	3.25
Side	2.70	3.10	-	3.10	-	-
Ration	-	-	-	-	-	-

PRODU CT	US\$/kg								
	COMMERCIAL			CHOICE			SUPER		
	Byo Abattoir	Surrey	MC Meats	Byo Abattoir	Surrey	MC Meats	Byo Abattoir	Surrey	MC Meats
Forequa rter	-	3.25	3.30	-	3.30	3.30	-	3.70	3.45
Hindqu arter	-	3.55	3.50	-	3.70	3.40	-	3.90	4.15
Side	3.25	-	-	3.25	-	-	3.75	-	-
Ration	-	-	-	-	-	-	-	-	-

OFFALS	Price (US\$/kg)		
	Surrey	Bulwayo Abattoir	MC Meats
Cassings	1.30	1.30	1.50
Rough	2.30	2.70	3.20
Liver	3.90	4.50	4.50
Oxtail	6.00	7.50	6.00
Oxtongue	3.00	3.30	4.00
Lungs	1.50	1.50	2.10
Cowheels	1.00	1.25	0.80
Oxhead (without	7.00	9.00	0.60/kg
Oxhead (with	-	-	-
Bybles	1.20	1.10	1.50
Kidney	4.00	4.50	4.00

Source: Bulwayo Abattoir, MC Meats and Surrey

CATTLE SALES

Table 5: CC Sales Mount Hampden as at 15 September 2015

GRADE	Average Price (US\$/kg)				
	21/07/15	28/07/15	25/08/15	01/09/15	15/09/15
SUPER					
CHOICE	1.46		1.65		
COMMERCIAL	1.44	1.54	1.63	1.54	1.53
ECONOMY	1.31	1.35	1.54	1.43	1.42
MANUFACTURING	1.14	1.10	1.42	1.33	1.18
WEANER HEIFERS	2.03	1.80	2.14	1.76	1.99
BULLING HEIFERS	1.55	1.50	1.60	1.47	1.68
COWS & CALVES					
WEANER STEERS		1.75	1.61	1.67	
LONG WEANER HEIFERS	1.69	1.55	1.61	1.53	1.55
LONG WEANER STEERS	1.41	1.54	1.37	1.56	1.54
FEEDER STEERS		1.57	1.62	1.51	1.75
COMMUNAL WEANER STEERS	1.08			1.08	1.13
COMMUNAL WEANER HEIFERS					
BULLS	1.58	1.48	1.60	1.54	1.47

- ✚ The average price per kilogramme for commercial, economy, manufacturing, long weaner steers and bulls went down while the price of weaner heifers, bulling heifers, feeder steers, communal weaner steers and long weaner heifers went up.

TOBACCO

- ✚ As at 11 September 2015, 97 616 growers had registered compared to 106 372 who had registered same time last year.
- ✚ Total flue cured tobacco seasonal sales as at 18 September 2015 stood at 198.9 million kgs sold at an average price of US\$2.95/kg at the three auction floors and contract sales compared to 216.2 million kgs sold at an average price of US\$3.17/kg same time last year.
- ✚ This realised total revenue amounting to US\$586.4 million compared to US\$685.2 million achieved same time last year.

Table 6: Seasonal Flue Cured Tobacco Sales: 18 September 2015

DAILY	TSF	BTF	PTF	Total Auction	Total Contract	Total 2015	Total 2014	% Chan.
Mass sold (kg)	23,022,234	14,252,827	9,413,386	46,688,447	152,226,097	198,914,544	216,196,683	-7.99
Value (US\$)	56,848,913	33,707,845	22,794,114	113,350,872	473,020,414	586,371,287	685,244,013	-14
Ave. price US\$/kg	2.47	2.36	2.42	2.43	3.11	2.95	3.17	-7.00

Source: TIMB

COTTON

- Total national seed cotton seasonal sales as at 18 September 2015 stood at **98,180,641 kg** compared to **134 431 188 kg** sold at the same time last year.

INTERNATIONAL COMMODITY PRICES

Table 7: International Commodity Prices as at 18 September 2015

Commodity	Safex (R/mt) Futures Prices for Sept as at 18 Sep 15	Safex ¹ (US\$/mt) Futures Prices for Sep as at 18 Sep 15	US GULF (US\$/mt) Spot Price as at 18 Sep 15	CBOT (US\$/mt) Futures Prices for Sept as at 18 Sep 15	Cotlook A Index (USc/Pound) as at 18 Sep 15
White Maize	3110	232.78			
Yellow Maize	2850	213.32	167.25	151.96	
Wheat(HRW)			173.98		
Wheat (SRW)	4085	305.76	193.18	179.38	
Soybeans	5275	394.84	361.83	325.98	
Sorghum	3040	227.54			
Cotton					69.35

- White maize price increased on the SAFEX from **US\$229.65/mt** last week to **US\$232.78/mt** this week.
- The yellow maize price increased on the SAFEX, US GULF and CBOT markets from **US\$210.52/mt, US\$164.79/mt and US\$142.36/mt** last week to **US\$213.32/mt, US\$167.25/mt and US\$151.96/mt** this week respectively.

¹ US\$/Rand exchange rate is US\$1=R13.36

- The price of wheat decreased on the SAFEX from **US\$308.68/mt** last week to **US\$305.76/mt** while the price increased on the US GULF and CBOT markets from **US\$188.31/mt** and **US\$171.96/mt** last week to **US\$193.18/mt** and **US\$179.38/mt** this week respectively.
- The price of soybeans decreased on the SAFEX and CBOT from **US\$395.51/mt** and **US\$359.26/mt** last week to **US\$394.84/mt** and **US\$325.98** this week respectively but increased on the US GULF market from **US\$324.96/mt** last week to **US\$361.83/mt** this week respectively.
- The price of sorghum increased on the SAFEX from **US\$223.69/mt** last week to **US\$227.54/mt** this week.
- Cotlook 'A' Index decreased from **USc70.00/Pound** last week to **USc69.35/Pound** this week.