



THE WEEKLY AGRO WATCH



Zambia National Farmers' Union, Farmers Village, Showgrounds P.O Box 30395 Tel 260-1-252649 Fax: 260-1-252648 E-mail: znfu@zamnet.zm web: www.znfu.org.zm

23rd November, 2015 Vol.46

Industry Update

- Rainfall activity is forecast to increase in most parts of Zambia.
- South Africa wheat production revised downwards by 2.7%.
- South Africa imports 38,000 Mt of Yellow Maize from Brazil.

Exchange Rates

CURRENCY	24/11/2015						06/11/2015					
	US Dollar		RAND		GB Pound		US Dollar		RAND		GB Pound	
	Bid	Offer	Bid	Offe	Bid	Offer	Bid	Offer	Bid	Offer	Bid	Offer
FNB	11.62	11.86	0.83	0.85	17.59	17.95	11.99	12.23	0.84	0.85	18.25	18.61
Standard Chartered	11.60	11.83	0.83	0.84	17.57	17.92	11.90	12.14	0.83	0.84	18.12	18.14
ZANACO	11.60	11.84	0.82	0.84	17.58	17.93	11.89	12.21	0.83	0.84	-	-
Bank of Zambia	11.74	11.76	0.84	0.84	17.77	17.80	12.01	12.01	0.84	0.84	18.27	18.30

Note: BOZ rates are for 23/11/2015.

Parity Prices

Domestic Import Parity Prices as at 23/11/2015

US\$/ZAR=14.04 US\$/ZMW=11.86

Parity Prices		U\$/ZMW	Maize	Soya	Wheat
Lusaka		11.86	400.8	580.61	482.87
Town	Ex-Lusaka freight (ZMW)	\$	\$	\$	\$
Chipata	275	23.19	423.99	603.80	506.06
Mkushi	225	18.97	419.77	599.58	501.84
Ndola	250	21.08	421.88	601.69	503.95
Kitwe	250	21.08	421.88	601.69	503.95

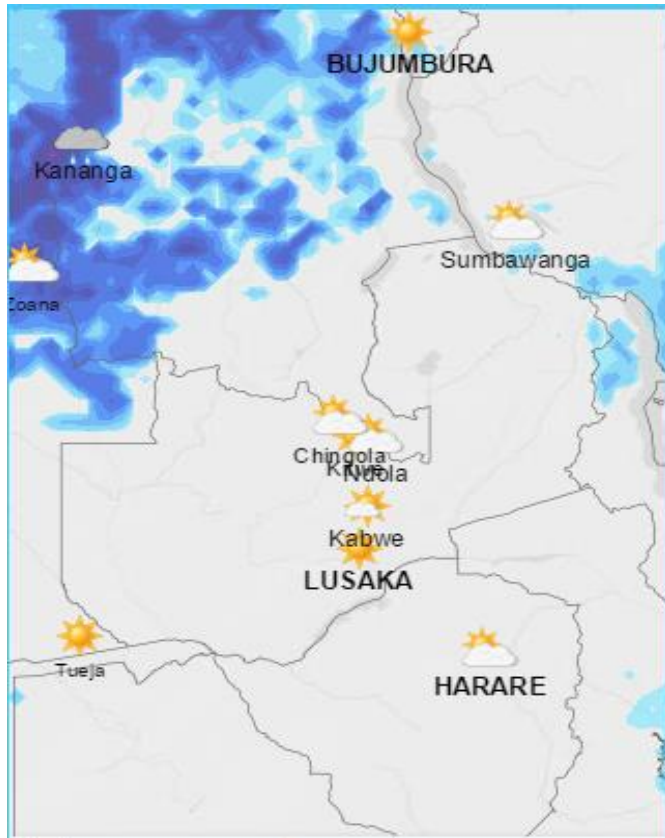
Export Parity Prices (Lusaka- Harare) in US\$/ton

Soya Beans	505-525
Wheat	349-427
Maize	213-222

Note: Wheat export parity price calculations based on Zimbabwe's Grain Marketing Board Prices while computation of soya beans and maize prices was based on offers by private sector players.

Weather Forecast

The table summarizes the weather forecast for some selected towns for the period 25th to 30th November 2015. Generally rainfall activity is expected to increase in most parts of the country.



TOWN	WEATHER SUMMARY
Ndola	<ul style="list-style-type: none"> ➤ The 25th will be partially cloudy with the rest of the week being mostly cloudy and experiencing normal rain. ➤ Average daily Temps: 18-27°C
Mkushi	<ul style="list-style-type: none"> ➤ The 25th & 30th will be partially cloudy and the 26th is expected to be cloudy. Normal rains are forecast for the 26th & heavy rains on the 27th. ➤ Average daily Temps: 17-30°C
Kabwe	<ul style="list-style-type: none"> ➤ The 25th is expected to be fairly cloudy. The morning of the 26th is forecast to be sunny and afternoon cloudy. Light rains anticipated on the 27th, heavy rains on 28th & 29th and normal rains on 30th.

	<ul style="list-style-type: none"> ➤ Average daily Temps: 18-31°C
Lusaka	<ul style="list-style-type: none"> ➤ The 25th – 27th are forecast to be mostly partially cloudy. Heavy rains are anticipated on the 28th, light rains on 29th and normal rains on 30th. ➤ Average daily Temps: 17-30°C
Mazabuka	<ul style="list-style-type: none"> ➤ The 25th-27th are forecast to be partially cloudy to sunny with heavy rains anticipated for the rest of the period under review. ➤ Average daily Temps: 19-33°C.
Choma	<ul style="list-style-type: none"> ➤ The 25th-27th are forecast to be partially cloudy to sunny with heavy rains anticipated for the rest of the period under review. ➤ Average daily Temps: 19-31°C
Livingstone	<ul style="list-style-type: none"> ➤ The 25th-27th are forecast to be partially cloudy to sunny with heavy rains anticipated for the rest of the period under review. ➤ Average daily Temps: 20-36°C
Mongu	<ul style="list-style-type: none"> ➤ The 25th-26th will be mostly partially cloudy with 0.7mm of rains on 27th. Normal rains are forecast for the 28th & 30th and heavy rains on 29th. ➤ Average daily Temps: 20-34°C.
Mansa	<ul style="list-style-type: none"> ➤ The 26th will be mostly cloudy, normal rains on 29th and light rains on 30th. The rest of the week is anticipated to have heavy rains. ➤ Average daily Temps: 19-27°C.
Kasama	<ul style="list-style-type: none"> ➤ Normal rains forecast for the whole week except for the 27th when heavy rains are

forecast, 29th when light rains are forecast and 30th which will be fairly cloudy.

- Average daily Temps: 17-28°C.

Solwezi ➤ Normal rains forecast for the 26th & 30th with heavy rains for the rest of the period under review.

- Average daily Temps: 17-25°C.

Chipata ➤ The week will mostly be partially cloudy to cloudy with some light rains forecast for the 27th and normal rains on 28th.

- Average daily Temps: 19-32°C.

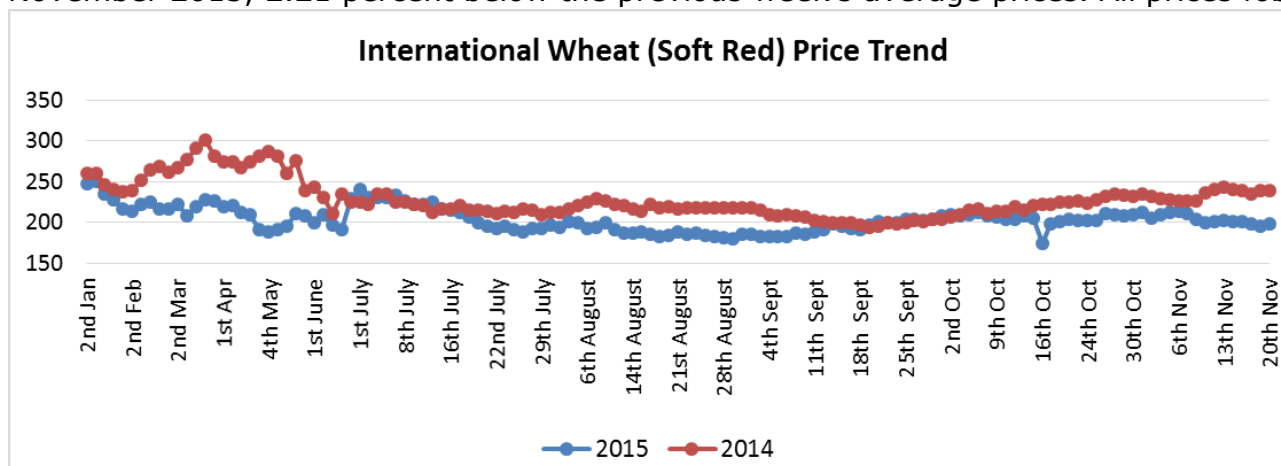
Source: Norway meteorological Institute

Wheat Highlights

Grain SA has indicated that South Africa's wheat output is likely to drop by 2.7% this season due to the country's worst drought in 23 years. Last month the Crop Estimates Committee in South Africa predicted that wheat production for the country would tumble to 1.54 million metric tons in the 2015/2016 season.

Price trends

The Safex international soft red prices averaged US\$199.21/ton in the week ending 20th November 2015, 2.21 percent below the previous week's average prices. All prices fob gulf.



Source: Safex

Soya Beans Highlights

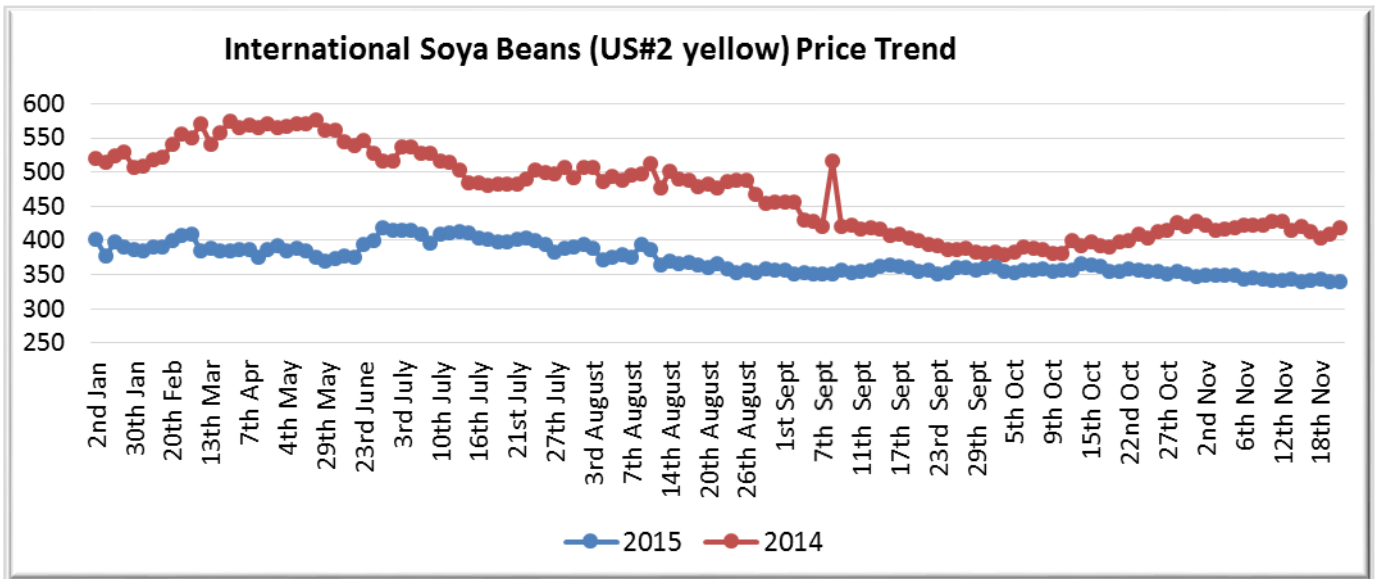
- Soybeans offer prices by traders captured by the ZNFU 4455 price information system hit ZMW5700/ton (or US\$480.61/ton) in the week ending 23rd November 2015 from an average of ZMW4, 200/ton reported last week.

Price trends

International prices of US No. 2 yellow soya beans on Safex during the week ending 20th November averaged US\$341.16/MT, 0.51 percent below last week's average price. All prices are fob gulf.

ZNFU CORPORATE SPONSORS





Source: Safex

Maize

Highlights

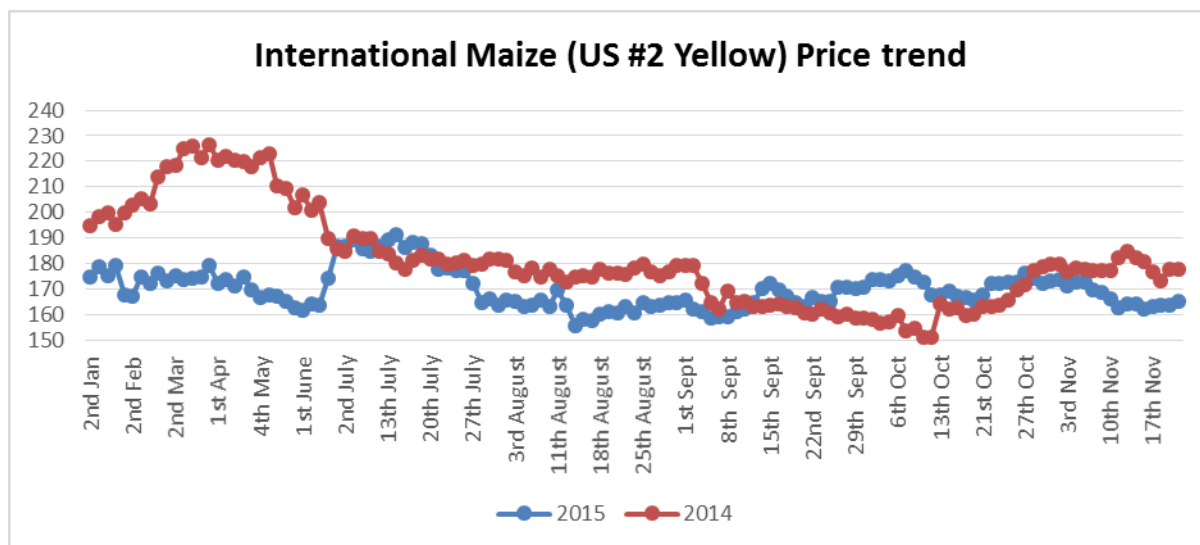
South Africa imported 38,306 tons of yellow maize from Brazil last week in a bid to sustain the livestock industry that has been hit by stock feed shortages due to drought conditions. Yellow maize is normally used as animal feed in South Africa.

Price trends

ZNFU CORPORATE SPONSORS



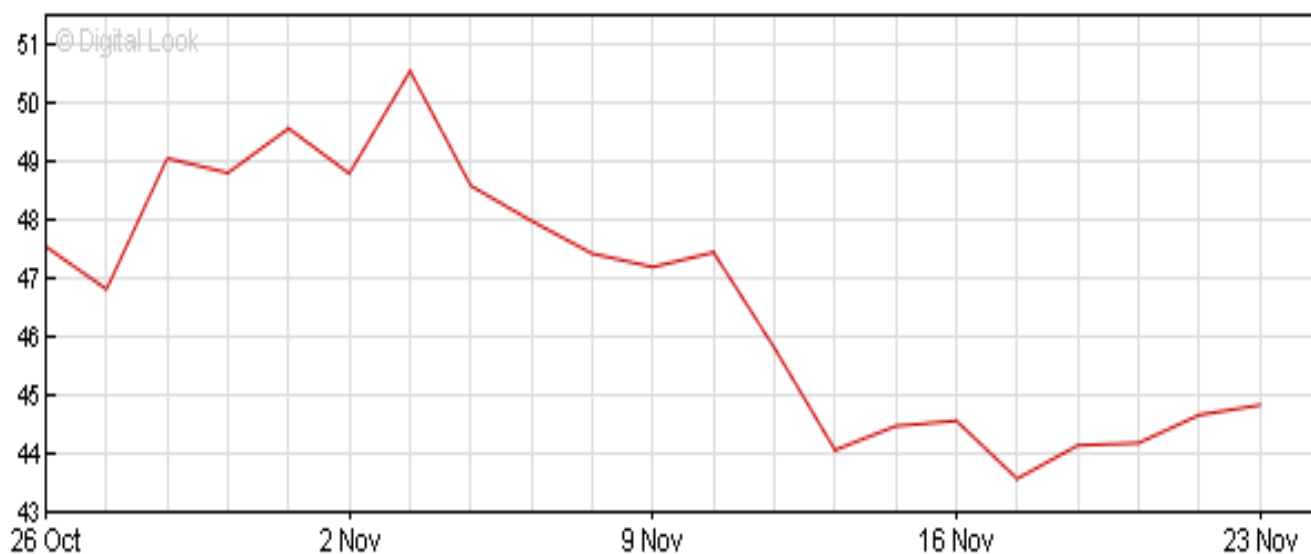
International maize prices traded 0.97 percent lower than last week on Safex with the average price being pegged at US\$163.69/ton in the week ending 20th November 2015. Prices are fob gulf.



Source: Safex

Crude oil

- Brent crude oil prices increased marginally on 24th November 2015 by 2.2% to settle at US\$45.80 from US\$44.68 recorded last week.



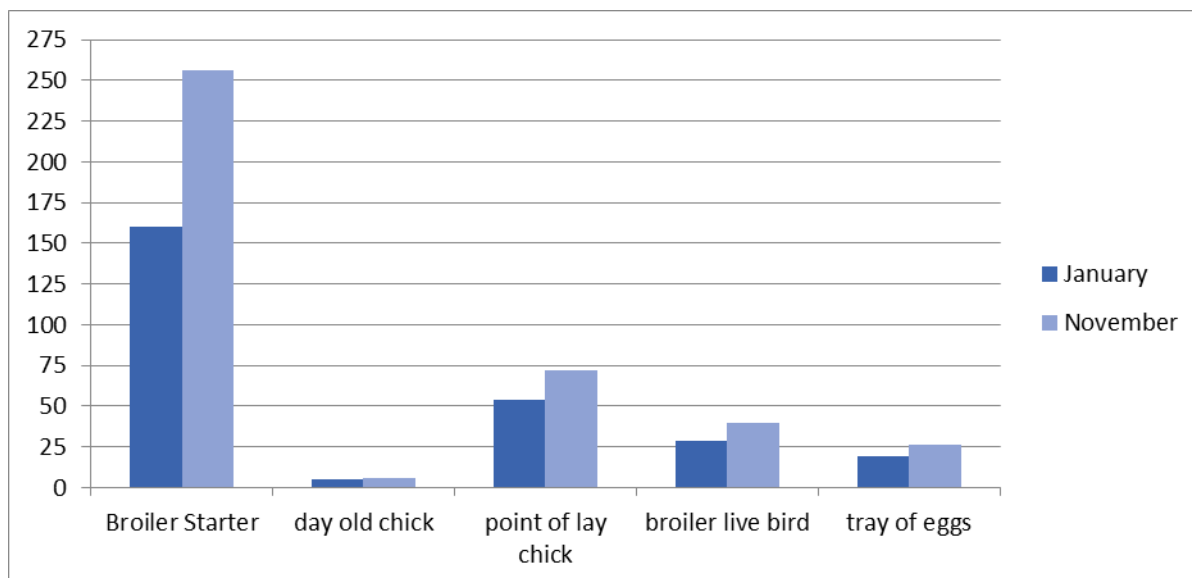
ZNFU CORPORATE SPONSORS



Source: BBC Business, 2015

Poultry Updates

The following graph shows that poultry commodity prices in Lusaka have trended upwards in the month of November 2015 compared to January 2015 mainly due to high stock feed prices compounded by the depreciation of the Kwacha.



Source: Poultry Association of Zambia, 2015.

ZNFU CORPORATE SPONSORS

