

SAGIS WEEKLY BULLETIN / SAGIS WEEKLIKSE BULLETIN

1. Producer Deliveries (ton):			1. Produsentelewerings (ton):		
Commodity	Latest week/ Jongste week: 07 - 13 May 2016	Total: current marketing year/ Totaal: huidige bemarkingsjaar	Total: same period previous marketing year/ Totaal: selfde periode vorige bemarkingsjaar	Kommoditeit	
White maize	87 445	141 339	78 664	Witmielies	
Yellow maize	153 865	265 256	159 077	Geelmielies	
Total: maize	241 310	406 595	237 741	Totaal: mielies	
Wheat	614	1 383 105	1 683 719	Koring	

2. Imports (ton):			2. Invoere (ton):		
2.1 Imports for RSA			2.1 Invoere vir RSA		
Commodity	Latest week/ Jongste week: 07 - 13 May 2016	Total: current marketing year/ Totaal: huidige bemarkingsjaar	Total: same period previous marketing year/ Totaal: selfde periode vorige bemarkingsjaar	Kommoditeit	
White maize	0	0	0	Witmielies	
Yellow maize	55 910	82 233	0	Geelmielies	
Maize Total	55 910	82 233	0	Mielies Totaal	
Wheat	20 561	1 226 409	1 271 800	Koring	

Origin of imports / Oorsprong van invoere

White maize/Witmielies	Yellow maize/Geelmielies	Wheat/Koring
	Argentina	Argentina
		Australia
		Canada
		Germany
		Lithuania
		Poland
		Russia
		Ukraine
		USA

2.2 Imports for other countries

2.2 Invoere vir ander lande

White maize	N/a	N/a	N/a	Witmielies
Yellow maize	N/a	N/a	N/a	Geelmielies
Maize Total	N/a	N/a	N/a	Mielies Totaal
Wheat	0	144 114	74 284	Koring

Origin of imports / Oorsprong van invoere

White maize/Witmielies	Yellow maize/Geelmielies	Wheat/Koring
N/a	N/a	Argentina
		Australia
		Canada
		Germany
		Lithuania
		Poland
		Russia
		Ukraine

3. Exports (ton):
3.1 RSA Exports

Commodity	Latest week/ Jongste week: 07 - 13 May 2016	Total: current marketing year/ Totaal: huidige bemarkingsjaar	Total: same period previous marketing year/ Totaal: selfde periode vorige bemarkingsjaar	Kommoditeit
White maize	10 127	16 656	12 836	Witmielies
Yellow maize	3 651	6 951	4 800	Geelmielies
Maize Total	13 778	23 607	17 636	Mielies Totaal
Wheat	1 151	37 835	177 574	Koring

Destination of exports / Bestemming van uitvoere

White maize/Witmielies	Yellow maize/Geelmielies	Wheat/Koring
Botswana	Botswana	Botswana
Lesotho	Lesotho	Lesotho
Mozambique	Mozambique	Mozambique
Namibia	Namibia	Namibia
Swaziland	Swaziland	Swaziland
Zimbabwe		Zambia
		Zimbabwe

3.2 Imports for Exports

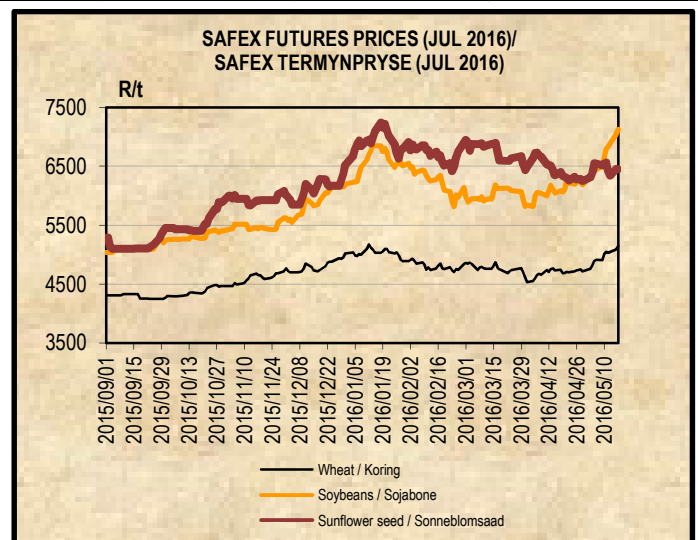
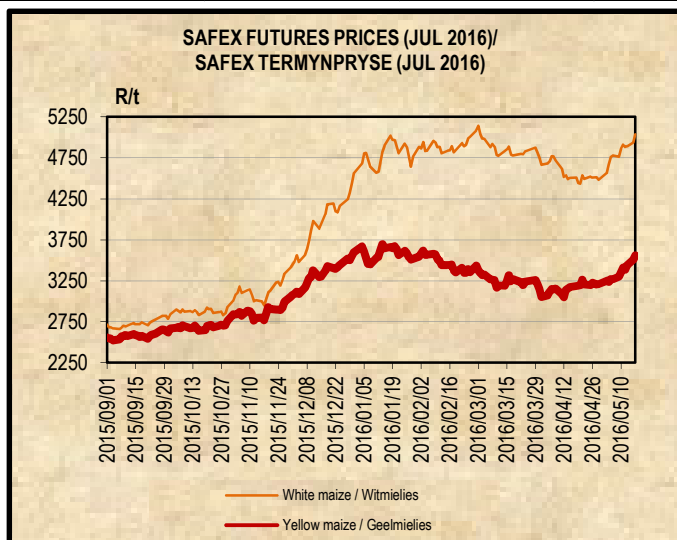
Commodity				
White maize	N/a	N/a	N/a	Witmielies
Yellow maize	N/a	N/a	N/a	Geelmielies
Maize Total	N/a	N/a	N/a	Mielies Totaal
Wheat	2 674	140 372	69 228	Koring

Destination of exports / Bestemming van uitvoere

White maize/Witmielies	Yellow maize/Geelmielies	Wheat/Koring
N/a	N/a	Botswana
		Lesotho
		Swaziland
		Zambia
		Zimbabwe

3. Uitvoere (ton):
3.1 RSA Uitvoere
3.2 Invoere vir Uitvoere
4. DOMESTIC PRICES PER SAFEX (R/t) (a)
4. PLAASLIKE PRYSE VOLGENS SAFEX (R/t) (a)

Commodity	Future Prices / Termynpryse (2016/05/17) R/ton					Kommoditeit
	May-16	Jul-16	Sep-16	Dec-16	Mar-17	
White maize	5076.00	5101.00	5166.00	5182.00	4703.00	Witmielies
Yellow maize	3575.00	3595.00	3655.00	3703.00	3620.00	Geelmielies
Wheat	5097.00	5180.00	5088.00	4845.00	4890.00	Koring
Sunflower	6795.00	6549.00	6680.00	6758.00	N/A	Sonneblom
Soybeans	7230.00	7276.00	7350.00	7436.00	7011.00	Sojabone
Sorghum	3620.00	3720.00	3700.00	3750.00	N/A	Sorghum



5. IMPORT TARIFF ON MAIZE (b)*
5. INVOERTARIEF OP MIELIES (b)*

Derived US No2Y Yellow Maize fob (Gulf) (b)	2016-05-11	2016-05-12	2016-05-13	2016-05-16	2016-05-17	Afgeleide VSA No2Y Geelmielies vab (Golf) (b)
RSA Initial Reference Price	\$110.00					RSA Oorspronklike Verwysingsprys
Base price (\$/t)	117.65	117.65	117.65	117.65	117.65	Basisprys (\$/t)
Daily price (\$/t) (IGC)	169.60	174.60	173.60	176.60	177.60	Daaglikse prys (\$/t) (IGC)
Average of 21 days (\$/t)	177.22	172.46	172.65	172.89	173.12	Gemiddeld van 21 dae (\$/t)
Deviation from base price (\$/t)	-54.57	-54.81	-55.00	-55.24	-55.47	Afwyking van basisprys (\$/t)
Duty on maize (\$/t)	-62.22	-62.46	-62.65	-62.89	-63.12	Reg op mielies (\$/t)
Duty on maize (R/t)	-907.77	-911.84	-916.03	-922.38	-928.47	Reg op mielies (R/t)
R/\$ Exchange rate (average of 21 days)	14.5897	14.5987	14.6213	14.6666	14.7095	R/\$ Wisselkoers (gemiddeld van 21 dae)
Tariff Gazetted 2006/12/08	R0.00/t					Tarief gepubliseer 2006/12/08

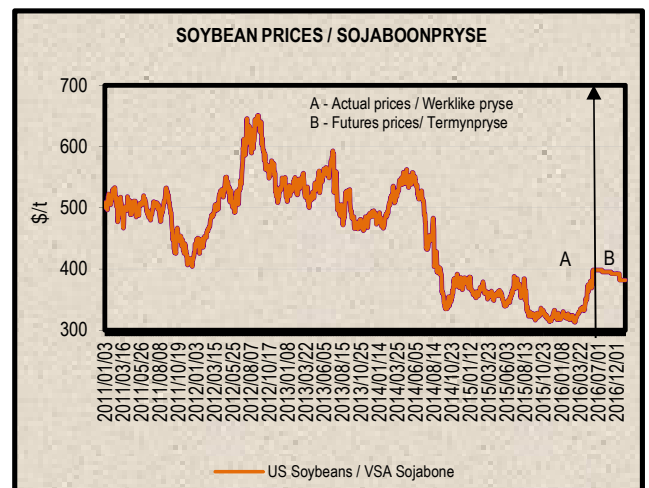
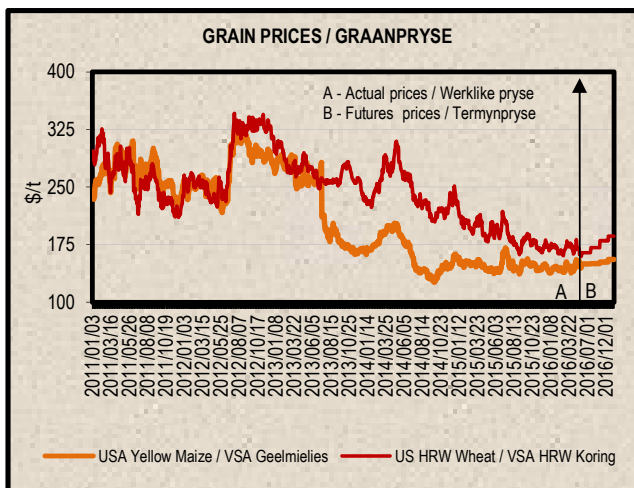
6. IMPORT TARIFF ON WHEAT (b)*
6. INVOERTARIEF OP KORING (b)*

US No2 HRW fob (Gulf)	2016/04/19	2016/04/26	2016/05/03	2016/05/10	2016/05/17	VSA No2 HRW vab (Golf)
RSA Initial Reference Price	\$294.00					RSA Oorspronklike Verwysingsprys
Base price (\$/t)	209.00	209.00	209.00	209.00	209.00	209
Weekly price (\$/t) (IGC)	205.00	201.00	192.00	192.00	196.00	Weeklikse prys (\$/t) (IGC)
3 Weeks moving average (\$/t)	200.67	200.00	199.33	195.00	193.33	3 Weke skuiwende gemiddeld (\$/t)
Number of weeks that the deviation is more than \$10				1	2	Aantal weke wat die afwyking meer as \$10 is
Deviation from base price (\$/t)	8.33	9.00	9.67	14.00	15.67	Afwyking van basisprys (\$/t)
Calculated Duty on wheat (\$/t)	93.33	94.00	94.67	99.00	100.67	Berekende Reg op koring (\$/t)
Calculated Duty on wheat (R/t)	1344.20	1362.22	1351.99	1508.55	1567.59	Berekende Reg op koring (R/t)
R/\$ Exchange rate	14.4027	14.4917	14.2811	15.2379	15.5716	R/\$ Wisselkoers
Tariff Gazetted 2016/04/11 (R/t)	R 1 224.30					Tarief gepubliseer 2016/04/11 (R/t)

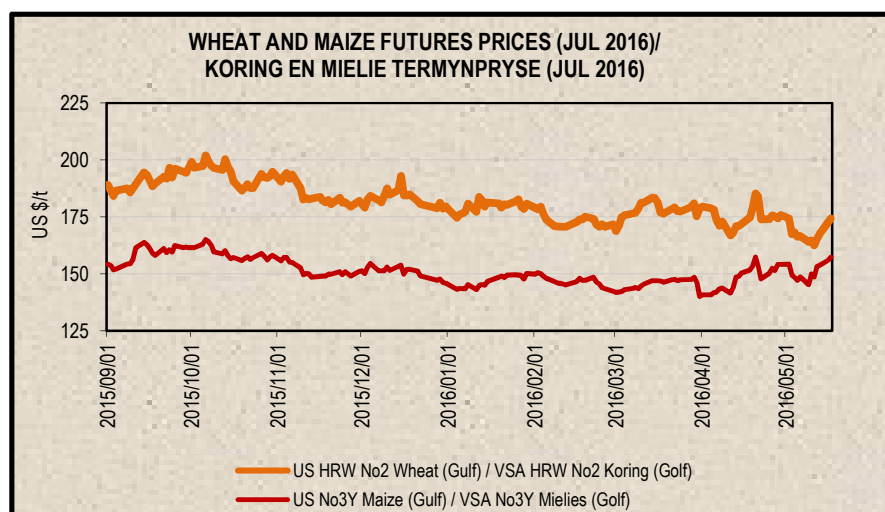
7. PRICES – INTERNATIONAL (US\$/t)

7. PRYSE - INTERNASIONAAL (VSA\$/t)

FOB (US\$/t)	Export Quotations/ Uitvoerkwotasie (b)(e)(f)				VAB (VSA\$/t)
	2016/05/17	2016/05/10	2016/05/03	2016/04/26	
US No 2 HRW Wheat (Gulf)	196.00	192.00	192.00	201.00	VSA No 2 HRW Koring (Golf)
US DNS Wheat 14% PNW	235.00	229.00	231.00	232.00	VSA DNS Koring 14% PNW
Argentine Wheat (Up River)	203.00	200.00	200.00	200.00	Argentynse Koring (Up River)
EC (France) Wheat (grade 1)	177.00	174.00	176.00	171.00	EU (Frankryk) Koring (graad 1)
EC (Germany) B Quality Wheat	190.00	187.00	190.00	181.00	EU (Duitsland) B Kwaliteit Koring
Black Sea Milling Wheat	175.00	195.00	193.00	191.00	Swart See Maalkoring
US No 3Y Maize (Gulf)	176.00	170.00	170.00	172.00	VSA No3Y Mielies (Golf)
Argentine Maize (Up River)	190.00	179.00	174.00	178.00	Argentynse Mielies (Up River)
US Sorghum (Gulf)	184.00	176.00	175.00	176.00	VSA Sorghum (Golf)
Argentine Sorghum (Up River)	164.00	159.00	159.00	159.00	Argentynse Sorghum (Up River)
US Soybeans (Gulf)	410.00	410.00	394.00	392.00	VSA Sojabone (Gulf)
Argentine Soybeans (Up River)	409.00	406.00	386.00	381.00	Argentynse Sojabone (Up River)
Canadian Canola	432.00	442.00	428.00	429.00	Kanadese Canola
Argentine Groundnuts Runners 40/50	1139.00	1125.00	1105.00	1105.00	Argentynse Grondbone 40/50 Runners
US Groundnuts Runners 40/50 shelled	1119.00	1080.00	1080.00	1080.00	VSA Grondbone 40/50 Runners uitgedop
Australian Malting Barley (Gairdner Malt)	253.00	252.00	254.00	264.00	Australiese Moutgars (Gairdner Malt)



Futures prices (US\$/t) / Termynpryse (VSA\$/t) (c)(d) (2016/05/17)							
Commodity	May-16	Jul-16	Sep-16	Dec-16	Mar-17	May-17	Kommoditeit
US No3 Yellow maize	156.29	157.32	158.89	161.96	163.54	164.95	VSA No3 Geelmielies
US No2 HRW wheat	168.14	174.24	183.13	189.01	192.61	194.96	VSA No2 HRW koring
US Soybeans	396.91	397.71	394.48	n/a	381.11	380.81	VSA Sojabone



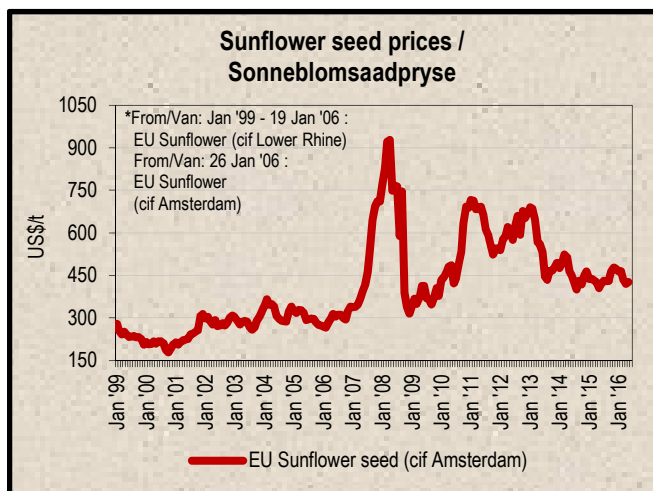
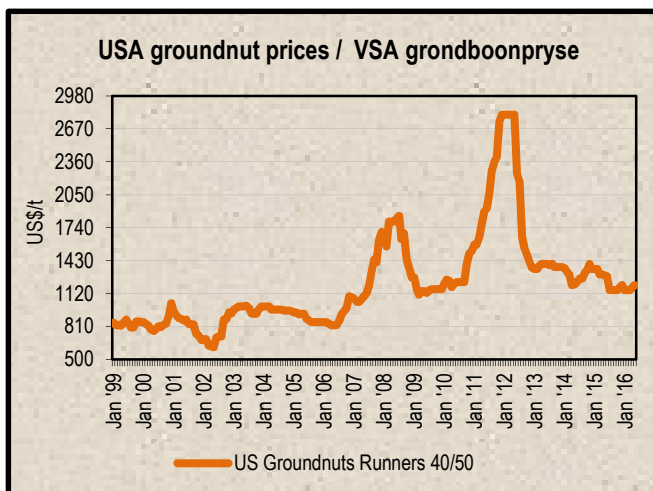
8. LOWEST REPRESENTATIVE ASKING PRICES
(US\$/t)(e)(f) (Prices of previous week)

8. LAAGSTE VERTEENWOORDIGENDE PRYSE GEVRA
Pryse van vorige week (VSA\$/t) (e)(f)

US\$/t	2016/05/12	2016/05/04	Change/ Verandering	VSA\$/t
Soybeans, Brazil, c.i.f. Rotterdam	445	434	2.5%	Sojabone, Brasilië, k.a.v. Rotterdam
Groundnuts, US Runners 40/50*	1200	1175	2.1%	Grondbone, VSA Runners 40/50*
Groundnuts, Argentine Runners 40/50*	1220	1220	0.0%	Grondbone, Argentynse Runners 40/50*
Groundnut-oil, c.i.f. Rotterdam	1600	1600	0.0%	Grondboon-olie, k.a.v. Rotterdam
Sunflower seed, EU c.i.f. Amsterdam	427	420	1.7%	Sonneblomsaad, EU k.a.v. Amsterdam
Sunflower-oil, EU (fob) N.W. Europe	875	870	0.6%	Sonneblom-olie, EU (vab) N.W. Eur.
Rapeseed, Europe, 00, c.i.f. Hamburg	424	418	1.4%	Raapsaad, Europa, 00, k.a.v. Hamburg

* Shelled, c.i.f. Rotterdam

* Uitgedop k a v Rotterdam



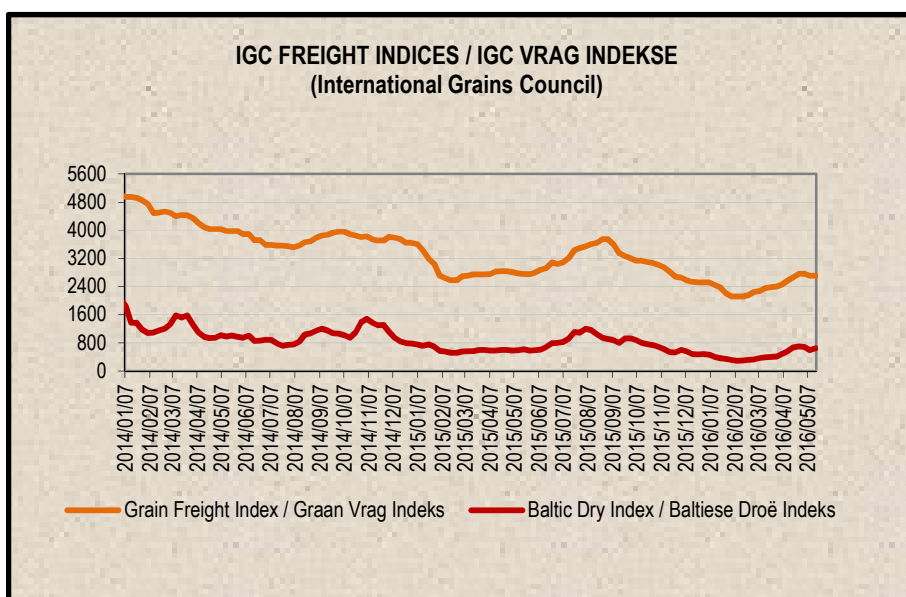
9. IGC FREIGHT INDICES (b)

9. IGC VRAG INDEKSE (b)

IGC FREIGHT INDICES / IGC VRAG INDEKSE							
	2016/04/12	2016/04/19	2016/04/26	2016/05/03	2016/05/10	2016/05/17	
Grain Freight Index*	2575	2662	2760	2760	2711	2711	Graan Vrag Indeks*
Baltic Dry Index	560	671	704	682	594	643	Baltiese Droë Indeks

* IGC Grain Freight Index represents 15 major grain routes, including five from the United States of America, and two each from other main exporting nations (including Argentina, Black Sea, Europe and Canada); with base an average of the four weeks ending 11 May 2005 = 6000. The updated indices will be available on Thursdays on SAGIS' website.

* IGC Graan Vrag Indeks verteenwoordig 15 hoof graanroetes, insluitende vyf vanaf die Verenigde State van Amerika, en twee elk van ander hoof uitvoernasies (insluitende Argentinië, Swart See, Europa en Kanada); met basis n gemiddeld van die vier weke geëindig 11 Mei 2005 = 6000. Die opgedateerde indekse sal Donderdae op SAGIS se webwerf beskikbaar.



10. IMPORT PARITY PRICES – SUMMER GRAINS (b)

10. INVOERPARITEITPRYSE - SOMERGRANE (b)

INVOERPARITEITPRYSE VAN SOMERGRANE (BTW UITGESLT)		2016/05/19		IMPORT PARITY PRICES OF SUMMER GRAINS (VAT EXCL)			
ITEM	Nota/ Note	Mielies/Maize	Mielies/Maize	Sorghum	Sorghum	Sorghum	ITEM
		VSA/ USA Golf/Gulf (no.3Y) \$/t	Argentynse/ Argentine Up River \$/t	VSA/ USA Golf/Gulf \$/t	Argentynse/ Argentine Up River \$/t	Australiese/ Australian Brisbane \$/t	
Internasionale VAB pryse	a	176.00	190.00	184.00	164.00	210.00	International FOB prices
Vraggeld	b	23.00	17.00	23.00	17.00	14.00	Freight Rates
Assuransie (0.3% van VAB)		0.53	0.57	0.55	0.49	0.63	Insurance (0.3% of FOB)
1 KOSTE, ASSURANSIE EN VRAG (KAV) \$/T		199.53	207.57	207.55	181.49	224.63	1 COST, INSURANCE AND FREIGHT (CIF) \$/T
<i>Omskakeel na R/t</i>							<i>Converted to R/t</i>
R/\$ Wisselkoers op: 2016/05/17		15.5716	15.5716	15.5716	15.5716	15.5716	R/\$ Exchange rate on: 2016/05/17
2 KOSTE, ASSURANSIE EN VRAG (KAV) R/t		3107.00	3232.20	3231.89	2826.09	3497.85	2 COST, INSURANCE AND FREIGHT (CIF) R/t
Finansieringskoste	c	26.81	27.89	27.89	24.39	30.19	Financing cost
3 KOSTE, ASSURANSIE, VRAG EN FINANSIERING R/t		3133.81	3260.09	3259.78	2850.48	3528.04	3 COST, INSURANCE, FREIGHT AND FINANCING R/t
Aflaaiikoste:	d, e			146.54	146.54	146.54	Discharging cost:
- Kaapstad		114.64	114.64	n/a	n/a	n/a	- Cape Town
- Durban		151.64	151.64	158.90	158.90	158.90	- Durban
Invoertarif	f	0.00	0.00	85.96	76.61	98.10	Import Tariff
4 VRY OP SPOOR (VOS) R/t							4 FREE ON RAIL (FOR) R/t
- Kaapstad		3248.45	3374.73	n/a	n/a	n/a	- Cape Town
- Durban		3285.45	3411.73	3492.28	3073.63	3772.68	- Durban
Spoorvragkoste	g						Railage cost
- Durban na Randfontein		246.10	246.10	246.10	246.10	246.10	- Durban to Randfontein
5 GELEWER:							5 DELIVERED:
- Durban na Randfontein R/ton		3531.55	3657.83	3738.38	3319.73	4018.78	- Durban to Randfontein R/ton

Notas/Notes:

a Bron van pryse en vraggeld : IGC GMI
Source of prices and freight rates: IGC GMI

2016/05/17

Termyn / Term	US\$/ton (VAB/FOB)	Vraggeld/Freight Rate:	US\$/ton
Jun 2016	176.00	US Golf / Gulf	23.00
Jun 2016	190.00	Argentinië / Argentina	17.00
Jun 2016	184.00	Australië/Australia	14.00
Mei/May 2016	164.00		
Mei/May 2016	210.00		

b Vraggeld: bereken vir vrage van +/- 20 000 - 30 000t. / Freight rates: calculated for freights of +/- 20 000 - 30 000t.

c Finansieringskoste: 30 000t @ KAV @ primakoers vir 30 dae. Bron/Source: SARB 10.50% 2016/03/18
Financing cost: 30 000t @ CIF @ prime rate for 30 days.

d Aflaaiikoste / Discharging costs (R/ton):

	Mielies/Maize:	Sorghum
Kaapstad / Cape Town:	114.64	n/a
Durban:	151.64	158.90

Bron / Source: Hull Blyfh

e Ingesluit: Kaagelde, hantering, kaaibesig, agente/dokumentasie, logistiek & opnames (inspeksie van skeepsvrag) /
Included: Wharfage, handling, wharf supervision, agent/documentation, logistic & survey (inspection of shipload).
Uitgesluit: Gesondheidsinspeksie-, skeepsagentskapfoei, strookbetsingsfoei vir GMO, opbergingskoste asook BTW en invoerbelasting /
Excluded: Health inspection fee, Ship agency fee, strip testing fees for GMO, storage costs as well as VAT and import duty.
N.B: Slegs 'n aanduiding, aangesien koste van opname beding kan word / N.B: Indication only, as cost of survey can be negotiated.

f Invoertarif / Import Tariff
Mielies/Maize = Vry / Free
Sorghum = 3% op VAB / on FOB

g Neem asb. kennis dat 'n verandering in Spoorset se spoorvrag op 1 April 2016 plaasgevind het na R246.10.
Please take note that there was a change in Spoorset railage cost on 1 April 2016 to R246.10.

11. IMPORT PARITY PRICES – WINTER CEREALS (b)

11. INVOERPARITEITPRYS - WINTERGRANE (b)

INVOERPARITEITPRYS VAN WINTERGRANE (BTW UITGESLT)		2016/05/19		IMPORT PARITY PRICES OF WINTER CEREALS (VAT EXCL)				
ITEM	Nota/ Note	Koring/Wheat	VSA/	Koring/Wheat	Koring/Wheat	Gars/Barley	Gars/Barley	ITEM
		VSA/ USA Golf/Gulf	USA PNW	Argentynse/ Argentine Up River	EU Duitsland/ Germany	Australiese/ Australian Adelaide	Frans/ French Rouen	
		HRW	DNS	Trigo Pan	B kwaliteit/ quality	Mout/Malting	Mout/Malting	
Internasionale VAB pryse	a	196.00	235.00	203.00	190.00	253.00	196.00	International FOB prices
Vraggeld	b	23.00	23.00	17.00	18.00	15.00	19.00	Freight Rates
Assuransie (0.3% van VAB)		0.59	0.71	0.61	0.57	0.76	0.59	Insurance (0.3% of FOB)
1 KOSTE, ASSURANSIE EN VRAG (KAV) \$/T		219.59	258.71	220.61	208.57	268.76	215.59	1 COST, INSURANCE AND FREIGHT (CIF) \$/T
<i>Omskakel na R/t</i>								<i>Converted to R/t</i>
R/\$ Wisselkoers op: 2016/05/17		15.5716	15.5716	15.5716	15.5716	15.5716	15.5716	R/\$ Exchange rate on: 2016/05/17
2 KOSTE, ASSURANSIE EN VRAG (KAV) R/t		3419.37	4028.53	3435.25	3247.77	4185.02	3357.08	2 COST, INSURANCE AND FREIGHT (CIF) R/t
Finansieringskoste	c	29.51	34.77	29.65	28.03	36.12	28.97	Financing cost
3 KOSTE, ASSURANSIE, VRAG EN FINANSIERING R/t		3448.88	4063.30	3464.90	3275.80	4221.14	3386.05	3 COST, INSURANCE, FREIGHT AND FINANCING R/t
Aflaakoste	d, e							Discharging cost
3.1 Kaapstad (Hoofsaaklik kaaihykraan metode)		114.64	114.64	114.64	114.64	146.60	146.60	3.1 Cape Town (Mainly shore cranes method)
3.2 Durban (Hoofsaaklik suig-in-silo metode)		151.64	151.64	151.64	151.64	158.90	158.90	3.2 Durban (Mainly suction into silo method)
Invoertarif op koring	f	1224.30	1224.30	1224.30	1224.30	0.00	0.00	Import Tariff on wheat
4 VRY OP SPOOR (VOS) R/t								4 FREE ON RAIL (FOR) R/t
4.1 Kaapstadhawe		4787.82	5402.24	4803.84	4614.74	4367.74	3532.65	4.1 Cape Town Harbour
4.2 Durbanhawe		4824.82	5439.24	4840.84	4651.74	4380.04	3544.95	4.2 Durban Harbour
Spoornragkoste	g							Railage cost
- Kaapstad na Paarl		85.60	85.60	85.60	85.60	n/a	n/a	- Cape Town to Paarl
- Durban na Randfontein		246.10	246.10	246.10	246.10	246.10	246.10	- Durban to Randfontein
5 GELEWER:								5 DELIVERED:
- Kaapstad na Paarl R/ton		4873.42	5487.84	4889.44	4700.34	n/a	n/a	- Cape Town to Paarl R/ton
- Durban na Randfontein R/ton		5070.92	5685.34	5086.94	4897.84	4626.14	3791.05	- Durban to Randfontein R/ton

Notas/Notes:

2016/05/17

a Bron van prysse en vraggeld : IGC GMI
Source of prices and freight rates: IGC GMI

Termyn / Term	VAB/FOB US\$/ton	Vraggeld / Freight Rate: US\$/ton	Gars/Barley = US\$ + 1
Jun 2016	196.00	US (Golf / Gulf)	23.00
Jun 2016	235.00	Argentinië / Argentine (Upriver)	17.00
Jun 2016	203.00	EEC (Bordeaux Hamburg)	18.00
Mei/May 2016	190.00	Australië / Australia (Eastern)	14.00
Mei/May 2016	253.00		
Mei/May 2016	196.00		

b Vraggeld: bereken vir vragte van +/- 20 000 - 30 000t / Freight rates: calculated for freights of +/- 20 000 - 30 000t

c Finansieringskoste: 30 000t @ KAV @ primakoers vir 30 dae. Bron/Source: SARB 10.50% 2016/03/18
Financing cost: 30 000t @ CIF @ prime rate for 30 days.

d Aflaakoste / Discharging cost (R/ton):

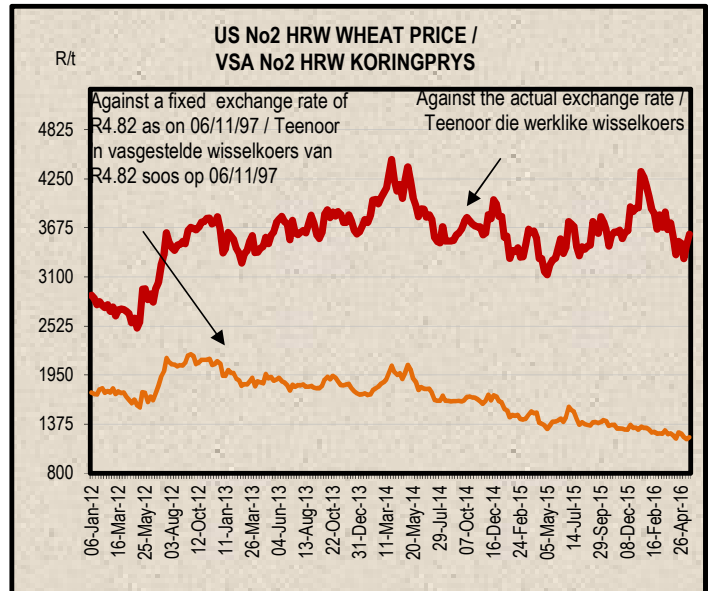
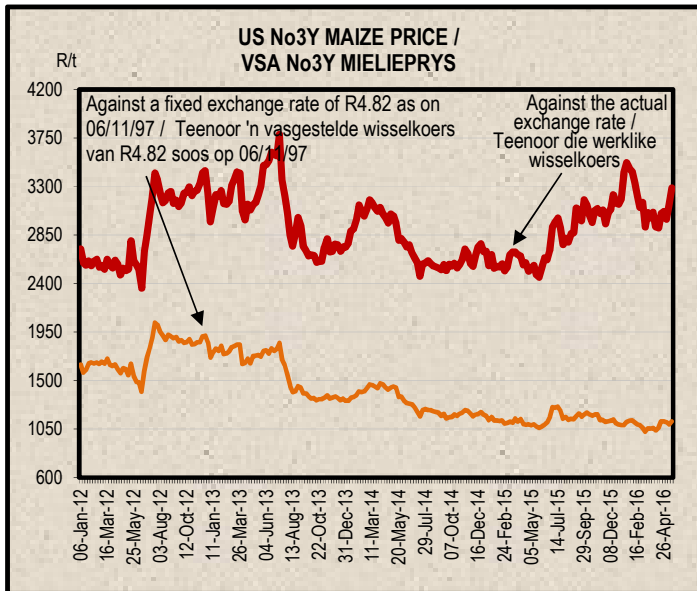
	Koring/Wheat	Gars/Barley:
Kaapstad / Cape Town:	114.64	146.60
Durban:	151.64	158.90

e Ingesluit: Kaai, hantering, kaai, agents, dokumentasie, logistiek & opnames (inspeksie van skeepsvrag).
Included: Wharfage, handling, wharf supervision, agent/documentation, logistic & survey (inspection of shipload).
Uitgesluit: Gesondheidsinspeksie, skeepagentskapfoel, strookbetsingsfoel vir GMO, obergingskoste asook BTW en invoerbelasting.
Excluded: Health inspection fee, ship testing fees for GMO, storage costs as well as VAT and import duty.
N.B. Slegs 'n aanduiding, aangesien koste van opname beding kan word / N.B. Indication only, as cost of survey can be negotiated.

f Invoertarif / Import Tariff:

Koring/Wheat = R1224.30 p/ton
Gars/Barley = Vry/Free

g Neem asb. Kennis dat Spoorwet se spoorvrag op 1 April 2016 verander het soos volg:
Kaapstad na Paarl R85.60 en Durban na Randfontein R246.10.
Please take note that on 1 April 2016 Spoorwet railage cost changed as follows:
Cape Town to Paarl R85.60 and Durban to Randfontein R246.10.



12. IMPORT PARITY PRICES – OIL SEEDS (b)(e)(f)

12. INVOERPARITEITPRYSE - OLIESADE (b)(e)(f)

INVOERPARITEITPRYSE VAN OLIESADE (BTW UITGESLT)

2016/05/19

IMPORT PARITY PRICES OF OIL SEEDS (VAT EXCL)

ITEM	Nota/ Note	Sojabone/ Soybeans	Sojabone/ Soybeans	Sojabone/ Soybeans	Sonneblom/ Sunflower	Canola	Grondbone/ Groundnuts	Grondbone/ Groundnuts	ITEM
		VSA/ USA Golf/Gulf	Argentynse/ Argentine Up River	Brazilië/ Brazil Paranagua	EU Franse/ French Bordeaux	Kanadese/ Canadian Vancouver	Argentynse/ Argentine Raw Runners 40/50	VSA/ USA Raw Runners 40/50	
		\$/t	\$/t	\$/t	\$/t	\$/t	\$/t	\$/t	
Internasionale VAB pryse	a	410.00	409.00	415.00	435.00	432.00	1139.00 *	1119.00 *	International FOB prices
Vraggeld	b	23.00	17.00	17.00	18.00	28.00	81.00	23.00	Freight Rates
Assuransie (0.3% van VAB)		1.23	1.23	1.25	1.31	1.30	3.42	3.36	Insurance (0.3% of FOB)
1 KOSTE, ASSURANSIE EN VRAG (KAV) \$/t Omskake! na R/t R/\$ Wisselkoers op: 2016/05/17		434.23	427.23	433.25	454.31	461.30	1223.42	1145.36	1 COST, INSURANCE AND FREIGHT (CIF) \$/T Converted to R/t R/\$ Exchange rate on: 2016/05/17
2 KOSTE, ASSURANSIE EN VRAG (KAV) R/t		15.5716	15.5716	15.5716	15.5716	15.5716	15.5716	15.5716	2 COST, INSURANCE AND FREIGHT (CIF) R/t
Finansieringskoste	c	58.35	57.41	58.22	61.05	61.99	164.41	153.92	Financing cost
3 KOSTE, ASSURANSIE, VRAG EN FINANSIERING R/t		6820.01	6710.06	6804.62	7135.38	7245.17	19215.02	17989.01	3 COST, INSURANCE, FREIGHT AND FINANCING R/t
Aflaaiikoste: Durban	d, e	158.90	158.90	158.90	249.15	158.90	531.14	531.14	Discharging cost: Durban
Invoertarief:	f	510.75	509.50	516.98	0.00	672.69	1773.61	1742.46	Import Tariff:
4 VRY OP SPOOR (VOS) R/t Durban		7489.66	7378.46	7480.50	7384.53	8076.76	21519.77	20262.61	4 FREE ON RAIL (FOR) R/t Durban
Spoorvragkoste	g								Railage cost
- Durban na Randfontein		246.10	246.10	246.10	246.10	246.10	-	-	- Durban to Randfontein
5 GELEWER: - Durban na Randfontein R/ton		7735.76	7624.56	7726.60	7630.63	8322.86	-	-	5 DELIVERED: - Durban to Randfontein R/ton

Notas/Notes:

a Bron van pryse en vraggeld / Source of prices and freight rates : IGC (GMI), Geogalos Peanut World & Oilworld

2016/05/17

Termyn / Term	US\$/ton (VAB/FOB)	Vraggeld/Freight Rate:	US\$/ton
Sojabone/Soybeans: VSA/USA (Golf/Gulf)	410.00	US Golf / Gulf	23.00
Sojabone/Soybeans: Argentinië/Argentina (Up River)	409.00	Argentinië / Argentina	17.00
Sojabone/Soybeans: Brazilië/Brazil (Paranagua)	415.00	EEC (Bordeaux/Hamburg)	18.00
Sonneblom/Sunflower: EU Frankryk/France (Bordeaux)	435.00	Kanada/Canada (North Pacific)	28.00
Canola: Kanada/Canada (Vancouver)	432.00	Grondbone/Groundnuts (ARG)	81.00
Grondbone/Groundnuts: Argentinië/Argentina (Raw Runner 40/50)	1139.00		
Grondbone/Groundnuts: VSA/USA (Runners 40/50)	1119.00		

b Vraggeld: bereken vir vragte van +/- 20 000 - 30 000t / Freight rates: calculated for freights of +/- 20 000 - 30 000t

c Finansieringskoste: 30 000t @ KAV @ primakoers vir 30 dae. Bron/Source: SARB 10.50% 2016/03/18

Financing cost: 30 000t @ CIF @ prime rate for 30 days.

d Aflaaiikoste / Discharging costs (R/ton):

	Sojabone/ Soybeans	Sonneblom/ Sunflower	Canola	Grondbone/ Groundnuts
Durban:	158.90	249.15	158.9	531.14

e Aflaaiikoste / Discharging fees:

Ingesluit: Kaaigelde, hantering, kaaioesig, agente/dokumentasie, logistiek & opnames (inspeksie van skeepsvrag) /

Included: Wharfage, handling, wharf supervision, agent/documentation, logistic & survey (inspection of shipload).

Uitgesluit: Gesondheidsinspeksie-, skeepagentskapfooi, strooktoetsingsfooi vir GMO, opbergingskoste asook BTW en invoerbelasting /

Excluded: Health inspection fee, Ship agency fee, strip testing fees for GMO, storage costs as well as VAT and import duty.

N.B: Slegs 'n aanduiding, aangesien koste van opname beding kan word / N.B: Indication only, as cost of survey can be negotiated.

f Invoertarief / Import Tariff:

Sojabone/Soybeans = 8% op VAB / on FOB

Sonneblom/Sunflower = Vry / Free

Canola = 10% op VAB / on FOB

Grondbone/Groundnuts = 10% op VAB / on FOB

g Neem asb. Kennis dat Spoorwet se spoorvrag op 1 April 2016 verander het na R246.10.

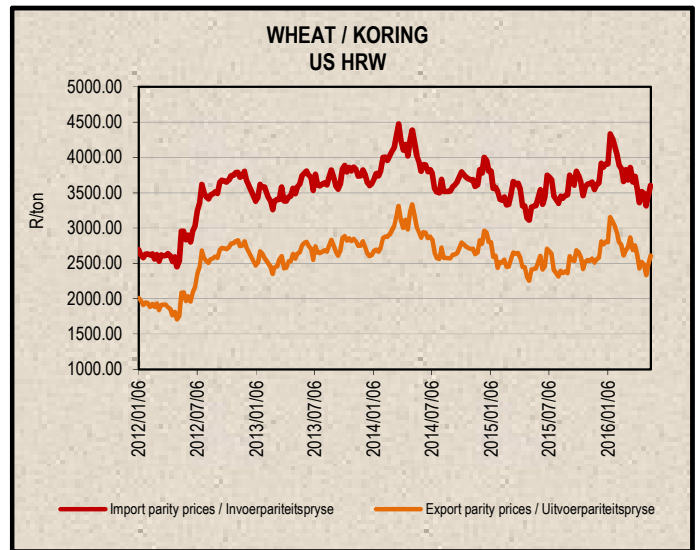
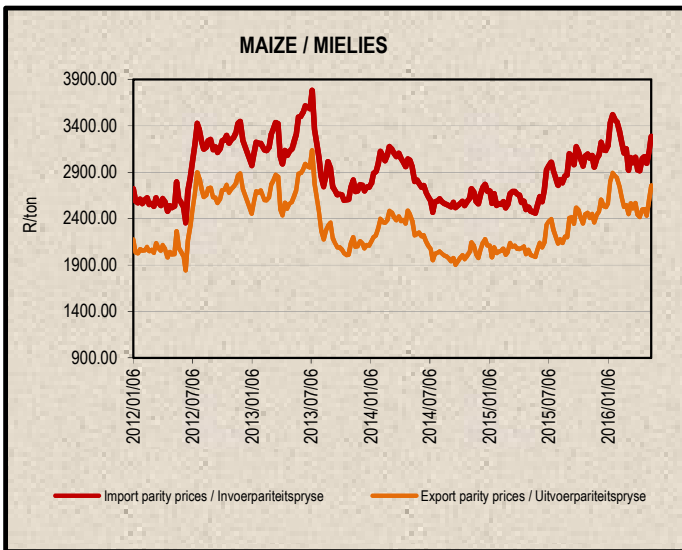
Please take note that on 1 April 2016 Spoorwet railage cost changed to R246.10.

* Kwotasies is k.a.v. pryse. VAB pryse dus berekende pryse (kav minus vraggeld) / Quotes are c.i.f. prices. FOB prices are therefore calculated prices (cif minus freight rates).

13. EXPORT PARITY PRICES (b)

13. UITVOERPARITEITPRYSE (b)

INDICATIVE EXPORT PARITY PRICES				2016/05/19		AANDUIDENDE UITVOERPARITEITSPRYSE	
This is only an example of how an export parity price can be calculated - it can vary according to need	US No3Y Maize/ Mielies Gulf/Golf (b) Jun 2016	US HRW Wheat/Koring Gulf/Golf (b) Jun 2016	US DNS 14% Wheat/Koring PNW (b) Jun 2016	Argentine Raw Runner 40/50 Groundnuts/ Grondbone (f) Aug 16	Hierdie is slegs 'n voorbeeld van hoe 'n uitvoerpariteitsprys bereken kan word - dit kan varieer volgens behoefte		
FOB Gulf value (\$/t)	176.00	196.00	235.00	1139.00	VAB Golfwaarde (\$/t)		
Difference in quality and locality of SA ¹ Maize: Plus US\$10 (\$/t) Groundnuts: Less 3,5% of fob value	\$10.00			96,5%	Kwaliteits- en liggingsverskil van SA ¹ Mielies: Plus VSA\$10 (\$/t) Grondbone: Min 3,5% van vab waarde		
SA fob price (\$/t)	186.00	196.00	235.00	1099.14	SA vab prys (\$/t)		
Exchange rate (1\$=): (2016/05/17)	15.5716	15.5716	15.5716	15.5716	Wisselkoers (1\$=): (2016/05/17)		
FOB Gulf value (R/t)	2896.32	3052.03	3659.33	17115.37	VAB Golfwaarde (R/t)		
Marketing costs:					Bemerkings koste:		
Financing (Prime rate 10.50% - 30 days) (R/t)	25.00	26.34	31.58	147.71	Finansieringskoste (Primakoers 10.50% - 30 dae) (R/t)		
Railage: ² Randfontein – Durban harbour	246.10	246.10	246.10	-	Spoorvrag: ² Randfontein – Durbanhawe		
Loading costs: (R/t) ³ Durban Harbour (Mainly spout method)	140.40	151.72	151.72	425.01	Oplaaikoste: (R/t) ³ Durbanhawe (Hoofsaaklik tregter metode)		
EXPORT REALISATION (R/t):					UITVOER REALISASIE (R/t):		
Randfontein	2484.82	2627.87	3229.93	16542.65	Randfontein		
<p><i>Difference in quality and locality of SA (As requested by the industry)</i></p> <p>As from 14 June 2012, the discount/rebate will no longer be used to calculate the export parity price on US HRW and a new calculation will be added for US DNS, also without the discount/rebate.</p> <p>Railage costs: Please take note that on 1 April 2016 Spoornet railage cost changed to R246.10.</p> <p>Loading costs, received from Hull Blyth: Included: Cargo dues, handling, wharf supervision, agency/documentation, logistics & surveys (inspection of cargo). Excluded: Ship agent fees, health & PPECB inspections, storage facility & transport costs to storage facility, VAT & duties.</p>				<p><i>Kwaliteits- en liggingsverskil van SA (Soos deur die bedryf versoek)</i></p> <p>Vanaf 14 Junie 2012 sal die diskonto/premie nie meer gebruik word by die berekening van die uitvoerpariteitprys van US HRW nie en 'n nuwe berekening word nou vir US DNS gedoen, ook sonder diskonto/premie.</p> <p>Spoorvrag koste: Neem asb. Kennis dat Spoornet se spoorvrag op 1 April 2016 verander het na R246.10.</p> <p>Oplaaikoste, ontvang van Hull Blyth: Ingesluit: Kaaigelde, hantering, kaaitoesig, agente/dokumentasie, logistiek & opnames (inspeksie van skeepsvrag) Uitgesluit: Skeepsagentskaps-, inspeksie-, opbergings- en vervoerkoste na opbergingsfasiliteit, BTW & invoerbelasting.</p>			



14. WEATHER

For local weather, please follow the link below:
www.weathersa.co.za

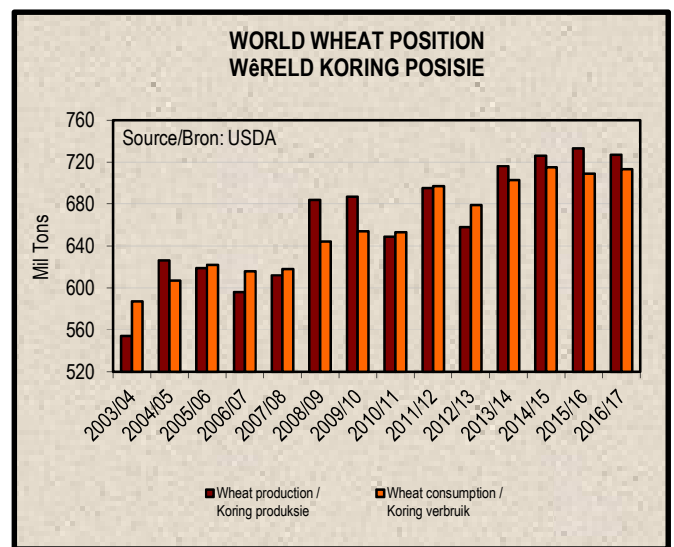
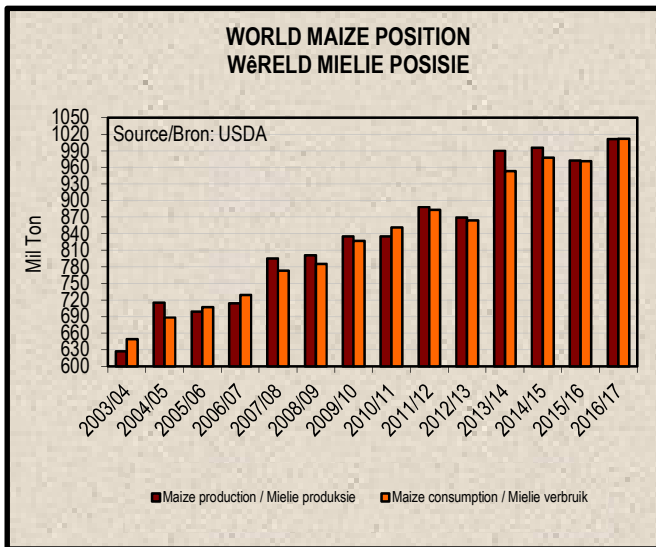
14. WEER

Vir plaaslike weer, volg asseblief die onderstaande skakel:
www.weathersa.co.za

15. SUNDRIES (g)

15. DIVERSE (g)

World Balance Sheet / Wêreld Balansstaat (2016/05/10)										
2016/17										
Million Ton	Maize Mielies	Wheat Koring	Barley Gars	Sorghum	Oats Hawer	Ground-nuts Grond-bone	Canola/ Rape-seed	Soybeans Sojabone	Sunflower seed Sonne-blomsaad	Miljoen Ton
Production	1 011	727	142	64	22	40	66	324	41	Produksie
Consumption	1 012	713	144	64	22	17	65	288	38	Verbruik
Trade	134	164	26	8	2	3	13	138	1	Handel
Stock	207	257	23	5	3	2	3	68	1	Voorraad



Sources /Bronne:

(a) = Safex; (b) = International Grains Council; (c) = CBOT; (d) = KCBT;
 (e) = Oil World; (f) = Georganos Peanut World; (g) = USDA Fas-Online..

* Formula according to ITAC (International Trade Administration Commission of South Africa)/
 Formule volgens ITAC (International Trade Administration Commission of South Africa)

SAGIS
 Nico Hawkins
 General Manager / Hoofbestuurder

Indemnity/Vrywaring: Although everything has been done to ensure the accuracy of the information, neither SAGIS nor any of its directors or employees takes any responsibility for actions or losses that might occur as a result of the usage of this information. / Alhoewel alles gedoen is om te verseker dat die inligting korrek is, aanvaar nie SAGIS of enige van sy direkteure of werknemers verantwoordelikheid vir enige aksies of verliese as gevolg van die inligting wat gebruik is nie.