

**SAGIS WEEKLY BULLETIN / SAGIS WEEKLIKSE BULLETIN**

1. Producer Deliveries (ton):			1. Produsentelewerings (ton):	
Commodity	Latest week/ Jongste week: 23 Apr - 29 Apr 2016	Total: current marketing year/ Totaal: huidige bemarkingsjaar	Total: same period previous marketing year/ Totaal: selfde periode vorige bemarkingsjaar	Kommoditeit
White maize	43 716	4 784 674	7 592 893	Witmielies
Yellow maize	98 726	4 950 827	6 234 739	Geelmielies
Total: maize	142 442	9 735 501	13 827 632	Totaal: mielies
Wheat	658	1 381 586	1 682 052	Koring

2. Imports (ton):			2. Invoere (ton):	
2.1 Imports for RSA			2.1 Invoere vir RSA	
Commodity	Latest week/ Jongste week: 23 Apr - 29 Apr 2016	Total: current marketing year/ Totaal: huidige bemarkingsjaar	Total: same period previous marketing year/ Totaal: selfde periode vorige bemarkingsjaar	Kommoditeit
White maize	9 287	96 932	0	Witmielies
Yellow maize	46 419	1 863 020	65 250	Geelmielies
Maize Total	55 706	1 959 952	65 250	Mielies Totaal
Wheat	8 032	1 175 318	1 259 550	Koring

**Origin of imports / Oorsprong van invoere**

White maize/Witmielies	Yellow maize/Geelmielies	Wheat/Koring
Mexico	Argentina	Argentina
USA	Brazil	Australia
Zambia	Paraguay	Canada
	Ukraine	Germany
		Lithuania
		Poland
		Russia
		Ukraine
		USA

2.2 Imports for other countries			2.2 Invoere vir ander lande	
Commodity	Latest week/ Jongste week: 23 Apr - 29 Apr 2016	Total: current marketing year/ Totaal: huidige bemarkingsjaar	Total: same period previous marketing year/ Totaal: selfde periode vorige bemarkingsjaar	Kommoditeit
White maize	N/a	N/a	N/a	Witmielies
Yellow maize	0	8 618	N/a	Geelmielies
Maize Total	0	8 618	N/a	Mielies Totaal
Wheat	1 760	143 501	74 284	Koring

**Origin of imports / Oorsprong van invoere**

White maize/Witmielies	Yellow maize/Geelmielies	Wheat/Koring
N/a	Argentina	Argentina
	Brazil	Australia
	Paraguay	Canada
		Germany
		Lithuania
		Poland
		Russia
		Ukraine

**3. Exports (ton):**
**3.1 RSA Exports**

Commodity	Latest week/ Jongste week: 23 Apr - 29 Apr 2016	Total: current marketing year/ Totaal: huidige bemarkingsjaar	Total: same period previous marketing year/ Totaal: selfde periode vorige bemarkingsjaar	Kommoditeit
White maize	11 300	467 946	547 500	Witmielies
Yellow maize	4 778	215 577	1 409 905	Geelmielies
Maize Total	16 078	683 523	1 957 405	Mielies Totaal
Wheat	2 036	36 828	166 742	Koring

**Destination of exports / Bestemming van uitvoere**

White maize/Witmielies	Yellow maize/Geelmielies	Wheat/Koring
Botswana	Botswana	Botswana
Lesotho	Central African Rep	Lesotho
Mozambique	Korea	Mozambique
Namibia	Lesotho	Namibia
Swaziland	Mozambique	Swaziland
Zimbabwe	Namibia	Zambia
	Swaziland	Zimbabwe
	Zimbabwe	

**3.2 Imports for Exports**

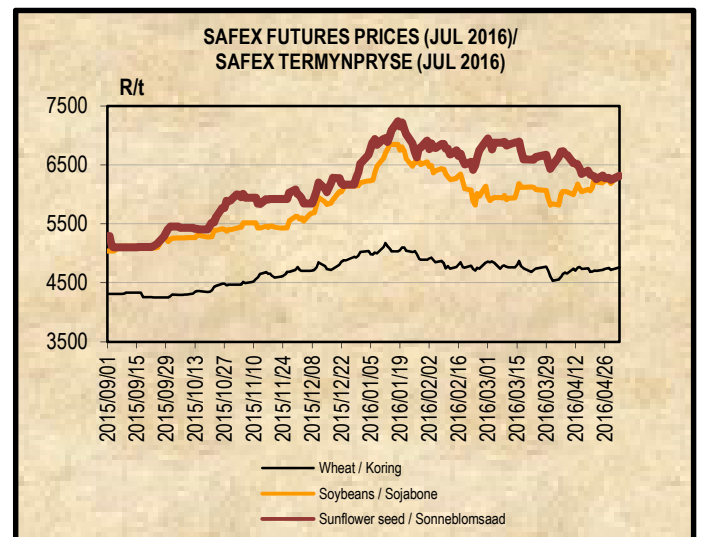
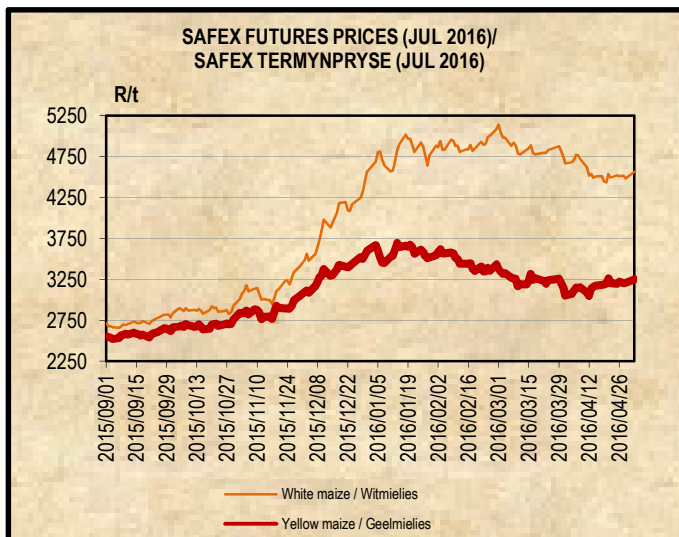
Commodity	Latest week/ Jongste week: 23 Apr - 29 Apr 2016	Total: current marketing year/ Totaal: huidige bemarkingsjaar	Total: same period previous marketing year/ Totaal: selfde periode vorige bemarkingsjaar	Kommoditeit
White maize	N/a	N/a	N/a	Witmielies
Yellow maize	0	8 618	N/a	Geelmielies
Maize Total	0	8 618	N/a	Mielies Totaal
Wheat	860	134 194	67 744	Koring

**Destination of exports / Bestemming van uitvoere**

White maize/Witmielies	Yellow maize/Geelmielies	Wheat/Koring
N/a	Mozambique	Botswana
	Swaziland	Lesotho
		Swaziland
		Zambia
		Zimbabwe

**3.2 Invoere vir Uitvoere**
**4. DOMESTIC PRICES PER SAFEX (R/t) (a)**
**4. PLAASLIKE PRYSE VOLGENS SAFEX (R/t) (a)**

Commodity	Future Prices / Termynpryse (2016/05/03) R/ton					Kommoditeit
	May-16	Jul-16	Sep-16	Dec-16	Mar-17	
White maize	4496.00	4564.00	4634.00	4687.00	4400.00	Witmielies
Yellow maize	3173.00	3251.00	3304.00	3342.00	3321.00	Geelmielies
Wheat	4660.00	4762.00	4686.00	4460.00	4574.00	Koring
Sunflower	6300.00	6316.00	6385.00	6530.00	N/A	Sonneblom
Soybeans	6250.00	6340.00	6415.00	6500.00	6000.00	Sojabone
Sorghum	3600.00	3650.00	3700.00	3750.00	N/A	Sorghum



**5. IMPORT TARIFF ON MAIZE (b)\***
**5. INVOERTARIEF OP MIELIES (b)\***

Derived US No2Y Yellow Maize fob (Gulf) (b)	2016-04-27	2016-04-28	2016-04-29	2016-05-02	2016-05-03	Afgeleide VSA No2Y Geelmielies vab (Golf) (b)
RSA Initial Reference Price	<b>\$110.00</b>					RSA Oorspronklike Verwysingsprys
Base price (\$/t)	117.65	117.65	117.65	117.65	117.65	Basisprys (\$/t)
Daily price (\$/t) (IGC)	172.60	175.60	176.60	176.60	171.60	Daaglikse prys (\$/t) (IGC)
Average of 21 days (\$/t)	168.03	168.55	169.36	170.12	170.65	Gemiddeld van 21 dae (\$/t)
Deviation from base price (\$/t)	-50.38	-50.90	-51.71	-52.47	-53.00	Afwyking van basisprys (\$/t)
Duty on maize (\$/t)	-58.03	-58.55	-59.36	-60.12	-60.65	Reg op mielies (\$/t)
Duty on maize (R/t)	-853.62	-859.14	-868.92	-878.83	-885.30	Reg op mielies (R/t)
R/\$ Exchange rate (average of 21 days)	14.7100	14.6736	14.6382	14.6179	14.5968	R/\$ Wisselkoers (gemiddeld van 21 dae)
<b>Tariff Gazetted 2006/12/08</b>	<b>R0.00/t</b>					<b>Tarief gepubliseer 2006/12/08</b>

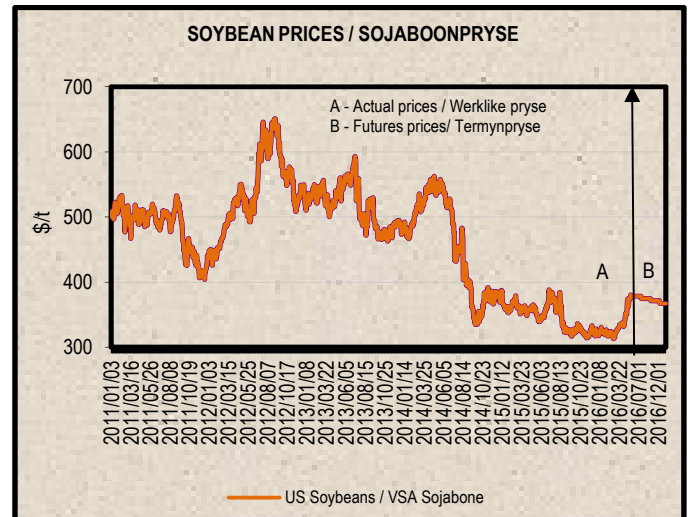
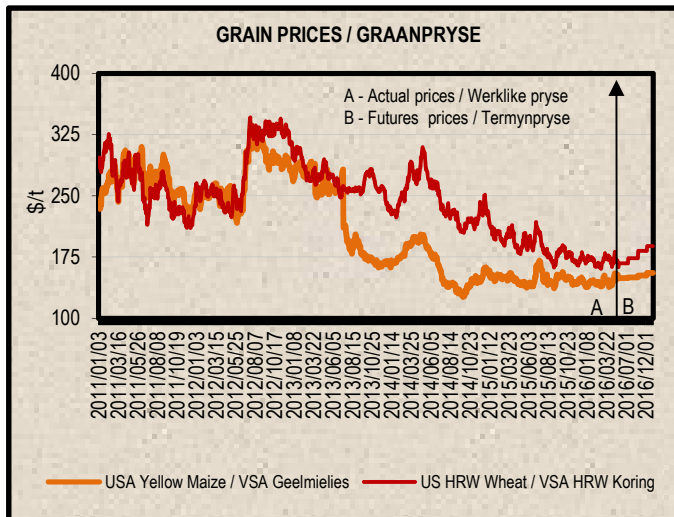
**6. IMPORT TARIFF ON WHEAT (b)\***
**6. INVOERTARIEF OP KORING (b)\***

US No2 HRW fob (Gulf)	2016/04/05	2016/04/12	2016/04/19	2016/04/26	2016/05/03	VSA No2 HRW vab (Golf)
RSA Initial Reference Price	<b>\$294.00</b>					RSA Oorspronklike Verwysingsprys
Base price (\$/t)	209.00	209.00	209.00	209.00	209.00	209
Weekly price (\$/t) (IGC)	203.00	194.00	205.00	201.00	192.00	Weeklikse prys (\$/t) (IGC)
3 Weeks moving average (\$/t)	205.67	201.67	200.67	200.00	199.33	3 Weke skuiwende gemiddeld (\$/t)
Number of weeks that the deviation is more than \$10						Aantal weke wat die afwyking meer as \$10 is
Deviation from base price (\$/t)	3.33	7.33	8.33	9.00	9.67	Afwyking van basisprys (\$/t)
Calculated Duty on wheat (\$/t)	88.33	92.33	93.33	94.00	94.67	Berekende Reg op koring (\$/t)
Calculated Duty on wheat (R/t)	1331.68	1356.51	1344.20	1362.22	1351.99	Berekende Reg op koring (R/t)
R/\$ Exchange rate	15.0762	14.6920	14.4027	14.4917	14.2811	R/\$ Wisselkoers
<b>Tariff Gazetted 2016/04/11 (R/t)</b>	<b>R 1 224.30</b>					<b>Tarief gepubliseer 2016/04/11 (R/t)</b>

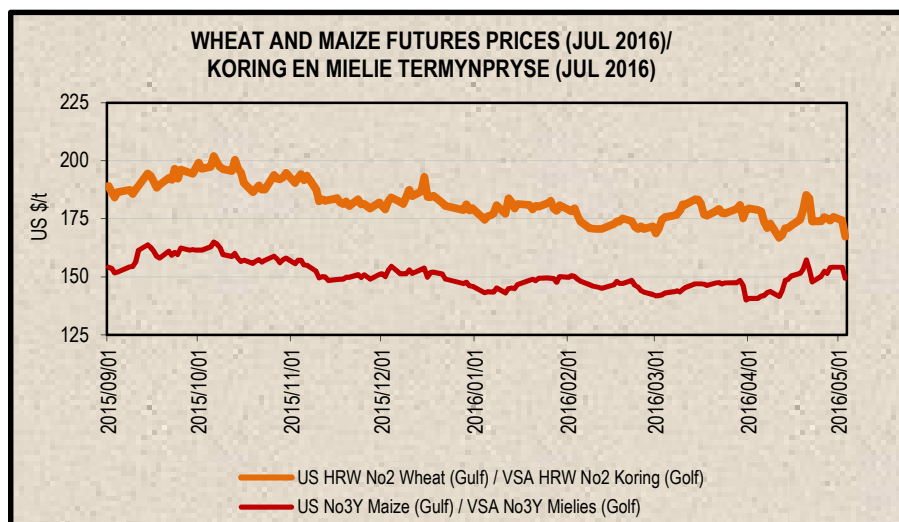
7. PRICES – INTERNATIONAL (US\$/t)

7. PRYSE - INTERNASIONAAL (VSA\$/t)

FOB (US\$/t)	Export Quotations/ Uitvoerkwotasie (b)(e)(f)				VAB (VSA\$/t)
	2016/05/03	2016/04/26	2016/04/19	2016/04/12	
US No 2 HRW Wheat (Gulf)	192.00	201.00	205.00	194.00	VSA No 2 HRW Koring (Golf)
US DNS Wheat 14% PNW	231.00	232.00	236.00	228.00	VSA DNS Koring 14% PNW
Argentine Wheat (Up River)	200.00	200.00	200.00	198.00	Argentynse Koring (Up River)
EC (France) Wheat (grade 1)	176.00	171.00	171.00	171.00	EU (Frankryk) Koring (graad 1)
EC (Germany) B Quality Wheat	190.00	181.00	183.00	182.00	EU (Duitsland) B Kwaliteit Koring
Black Sea Milling Wheat	193.00	191.00	188.00	183.00	Swart See Maalkoring
US No 3Y Maize (Gulf)	170.00	172.00	173.00	164.00	VSA No3Y Mielies (Golf)
Argentine Maize (Up River)	174.00	178.00	177.00	165.00	Argentynse Mielies (Up River)
US Sorghum (Gulf)	175.00	176.00	177.00	170.00	VSA Sorghum (Golf)
Argentine Sorghum (Up River)	159.00	159.00	160.00	155.00	Argentynse Sorghum (Up River)
US Soybeans (Gulf)	394.00	392.00	379.00	359.00	VSA Sojabone (Gulf)
Argentine Soybeans (Up River)	386.00	381.00	369.00	349.00	Argentynse Sojabone (Up River)
Canadian Canola	428.00	429.00	415.00	401.00	Kanadese Canola
Argentine Groundnuts Runners 40/50	1105.00	1105.00	1085.00	1055.00	Argentynse Grondbone 40/50 Runners
US Groundnuts Runners 40/50 shelled	1080.00	1080.00	1055.00	1055.00	VSA Grondbone 40/50 Runners uitgedop
Australian Malting Barley (Gairdner Malt)	254.00	264.00	267.00	260.00	Australiese Moutgars (Gairdner Malt)



Futures prices (US\$/t) / Termynpryse (VSA\$/t) (c)(d) (2016/05/03)							
Commodity	May-16	Jul-16	Sep-16	Dec-16	Mar-17	May-17	Kommoditeit
US No3 Yellow maize	148.89	149.44	150.15	152.36	155.66	157.55	VSA No3 Geelmielies
US No2 HRW wheat	162.41	167.40	173.50	182.47	188.20	191.80	VSA No2 HRW koring
US Soybeans	375.30	378.46	374.42	n/a	367.14	365.60	VSA Sojabone



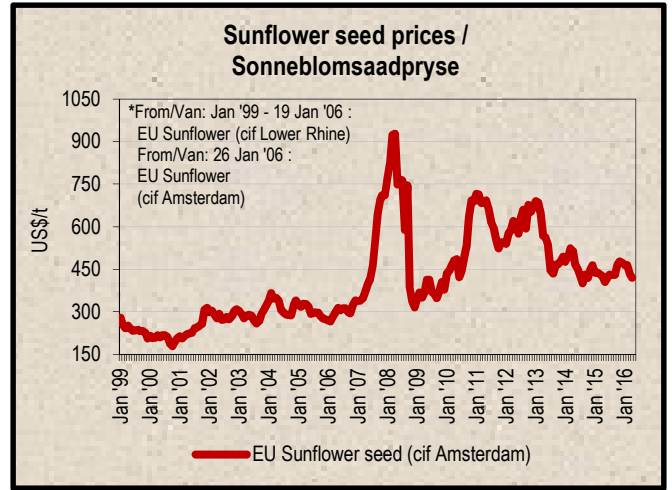
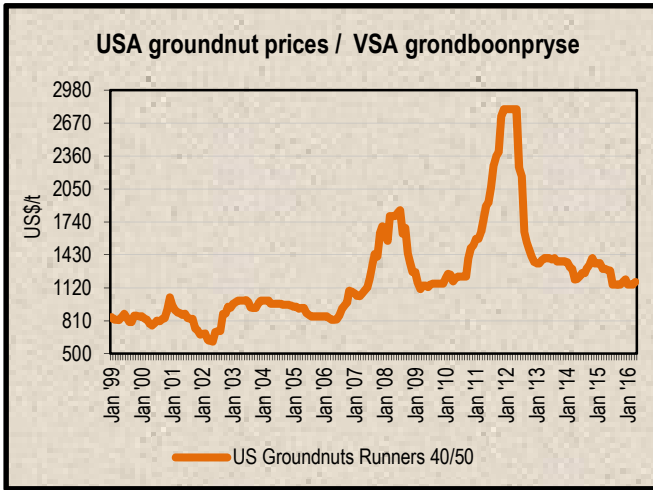
**8. LOWEST REPRESENTATIVE ASKING PRICES**  
(US\$/t) (e)(f) (Prices of previous week)

**8. LAAGSTE VERTEENWOORDIGENDE PRYSE GEVRA**  
Pryse van vorige week) (VSA\$/t) (e)(f)

US\$/t	2016/04/28	2016/04/21	Change/ Verandering	VSA\$/t
Soybeans, Brazil, c.i.f. Rotterdam	421	412	2.2%	Sojabone, Brasilië, k.a.v. Rotterdam
Groundnuts, US Runners 40/50*	1175	1175	0.0%	Grondbone, VSA Runners 40/50*
Groundnuts, Argentine Runners 40/50*	1200	1200	0.0%	Grondbone, Argentynse Runners 40/50*
Groundnut-oil, c.i.f. Rotterdam	N/A	N/A	N/A	Grondboon-olie, k.a.v. Rotterdam
Sunflower seed, EU c.i.f. Amsterdam	420	N/A	N/A	Sonneblomsaad, EU k.a.v. Amsterdam
Sunflower-oil, EU (fob) N.W. Europe	870	865	0.6%	Sonneblom-olie, EU (vab) N.W. Eur.
Rapeseed, Europe, 00, c.i.f. Hamburg	424	430	-1.4%	Raapsaad, Europa, 00, k.a.v. Hamburg

\* Shelled, c.i.f. Rotterdam

\* Uitgedop k a v Rotterdam



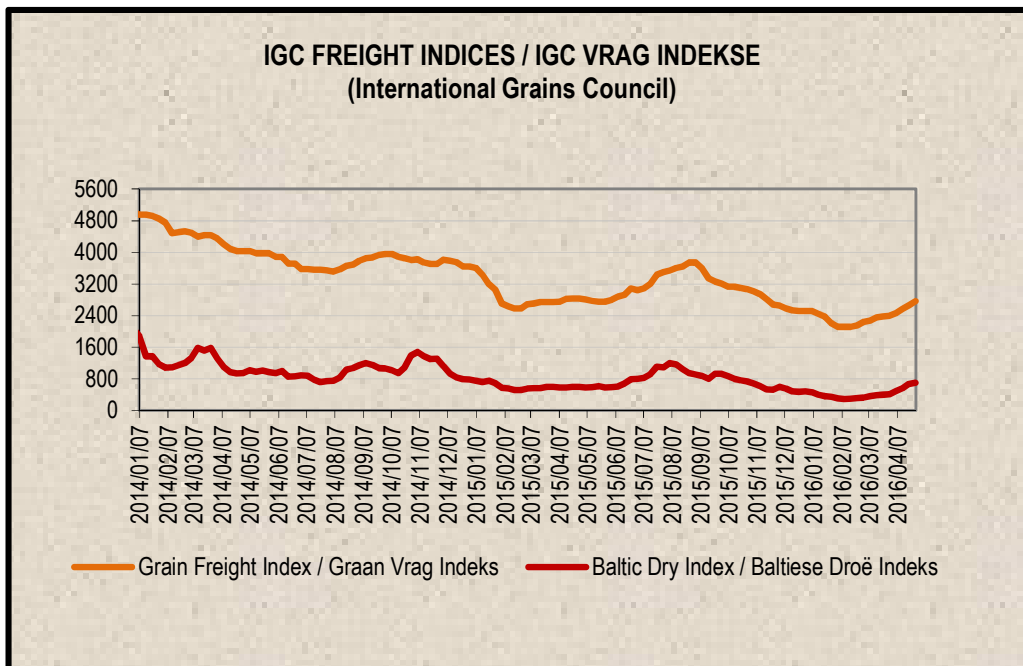
**9. IGC FREIGHT INDICES (b)**

**9. IGC VRAG INDEKSE (b)**

IGC FREIGHT INDICES / IGC VRAG INDEKSE							
	2016/03/22	2016/03/29	2016/04/05	2016/04/12	2016/04/19	2016/04/26	
Grain Freight Index*	2380	2399	2458	2575	2662	2760	Graan Vrag Indeks*
Baltic Dry Index	398	409	487	560	671	704	Baltiese Droë Indeks

\* IGC Grain Freight Index represents 15 major grain routes, including five from the United States of America, and two each from other main exporting nations (including Argentina, Black Sea, Europe and Canada); with base an average of the four weeks ending 11 May 2005 = 6000. The updated indices will be available on Thursdays on SAGIS' website.

\* IGC Graan Vrag Indeks verteenwoordig 15 hoof graanroetes, insluitende vyf vanaf die Verenigde State van Amerika, en twee elk van ander hoof uitvoernasies (insluitende Argentinië, Swart See, Europa en Kanada); met basis n gemiddeld van die vier weke geëindig 11 Mei 2005 = 6000. Die opgedateerde indekse sal Donderdae op SAGIS se webwerf beskikbaar.



10. IMPORT PARITY PRICES – SUMMER GRAINS (b)

10. INVOERPARITEITPRYSE - SOMERGRANE (b)

INVOERPARITEITPRYSE VAN SOMERGRANE (BTW UITGESLT)			2016/05/05			IMPORT PARITY PRICES OF SUMMER GRAINS (VAT EXCL)		
ITEM	Nota/ Note	Mielies/Maize	Mielies/Maize	Sorghum	Sorghum	Sorghum	ITEM	
		VSA/ USA Golf/Gulf (no.3Y)	Argentynse/ Argentina Up River	VSA/ USA Golf/Gulf	Argentynse/ Argentina Up River	Australiese/ Australian Brisbane		
Internasionale VAB pryse	a	170.00	174.00	175.00	159.00	201.00	International FOB prices	
Vraggeld	b	27.00	20.00	27.00	20.00	12.00	Freight Rates	
Assuransie (0.3% van VAB)		0.51	0.52	0.53	0.48	0.60	Insurance (0.3% of FOB)	
1 KOSTE, ASSURANSIE EN VRAG (KAV) \$/T		197.51	194.52	202.53	179.48	213.60	1 COST, INSURANCE AND FREIGHT (CIF) \$/T	
<i>Omskakel na R/t</i>							<i>Converted to R/t</i>	
R/\$ Wisselkoers op: 2016/05/03		14.2811	14.2811	14.2811	14.2811	14.2811	R/\$ Exchange rate on: 2016/05/03	
2 KOSTE, ASSURANSIE EN VRAG (KAV) R/t		2820.66	2777.96	2892.35	2563.17	3050.44	2 COST, INSURANCE AND FREIGHT (CIF) R/t	
Finansieringskoste	c	24.34	23.97	24.96	22.12	26.33	Financing cost	
3 KOSTE, ASSURANSIE, VRAG EN FINANSIERING R/t		2845.00	2801.93	2917.31	2585.29	3076.77	3 COST, INSURANCE, FREIGHT AND FINANCING R/t	
Afhaalikoste:	d, e			146.54	146.54	146.54	Discharging cost:	
- Kaapstad		114.64	114.64	n/a	n/a	n/a	- Cape Town	
- Durban		151.64	151.64	158.90	158.90	158.90	- Durban	
Invoertarif	f	0.00	0.00	74.98	68.12	86.12	Import Tariff	
4 VRY OP SPOOR (VOS) R/t							4 FREE ON RAIL (FOR) R/t	
- Kaapstad		2959.64	2916.57	n/a	n/a	n/a	- Cape Town	
- Durban		2996.64	2953.57	3138.83	2799.95	3309.43	- Durban	
Spoorvragkoste	g						Railage cost	
- Durban na Randfontein		432.09	432.09	432.09	432.09	432.09	- Durban to Randfontein	
<b>5 GELEWER:</b>							<b>5 DELIVERED:</b>	
<b>- Durban na Randfontein R/ton</b>		<b>3428.73</b>	<b>3385.66</b>	<b>3570.92</b>	<b>3232.04</b>	<b>3741.52</b>	<b>- Durban to Randfontein R/ton</b>	

Notas/Notes:

a Bron van pryse en vraggeld : IGC GMI  
Source of prices and freight rates: IGC GMI

2016/05/03

Termyn / Term	US\$/ton (VAB/FOB)	Vraggeld/Freight Rate:	US\$/ton
Mei/May 2016	170.00	US Golf / Gulf	27.00
Mei/May 2016	174.00	Argentinië / Argentina	20.00
Mei/May 2016	175.00	Australië/Australia	12.00
Mei/May 2016	159.00		
Mei/May 2016	201.00		

b Vraggeld: bereken vir vragte van +/- 20 000 - 30 000t. / Freight rates: calculated for freights of +/- 20 000 - 30 000t.

c Finansieringskoste: 30 000t @ KAV @ primakoers vir 30 dae. Bron/Source: SARB 10.50% 2016/03/18  
Financing cost 30 000t @ CIF @ prime rate for 30 days.

d Afhaalikoste / Discharging costs (R/ton):

	Mielies/Maize:	Sorghum
Kaapstad / Cape Town:	114.64	n/a
Durban:	151.64	158.90

Bron / Source: Hull Blyth

e Ingesluit: Kaaigelde, hantering, kaaibesig, agente/dokumentasie, logistiek & opnames (inspeksie van skeepsvrag) / Included: Wharfage, handling, wharf supervision, agent documentation, logistic & survey (inspection of shipload).  
Uitgesluit: Gesondheidsinspeksie-, skeepsagentskapfooi, stookbetsingsfooi vir GMO, opbergingskoste asook BTW en invoerbelasting / Excluded: Health inspection fee, Ship agency fee, strip testing fees for GMO, storage costs as well as VAT and import duty.  
N.B: Slegs 'n aanduiding, aangesien koste van opname beding kan word / N.B: Indication only, as cost of survey can be negotiated.

f Invoertarif / Import Tariff  
Mielies/Maize = Vry / Free  
Sorghum = 3% op VAB / on FOB

g Neem asb. Kennis dat Spoorwet se spoorvrag op 1 April 2015 verhoog het na R432.09.  
Please take note that on 1 April 2015 Spoorwet railage cost increased to R432.09.

11. IMPORT PARITY PRICES – WINTER CEREALS (b)

11. INVOERPARITEITPRYSSE - WINTERGRANE (b)

INVOERPARITEITPRYSSE VAN WINTERGRANE (BTW UITGESLT)			2016-05-05				IMPORT PARITY PRICES OF WINTER CEREALS (VAT EXCL)		
ITEM	Nota/ Note	Koring/Wheat	Koring/Wheat	Koring/Wheat	Koring/Wheat	Gars/Barley	Gars/Barley	ITEM	
		VSA/ USA Golf/Gulf  HRW	VSA/ USA PNW  DNS	Argentynse/ Argentine Up River  Trigo Pan	EU Duitsland/ Germany  B kwaliteit/ quality	Australiese/ Australian Adelaide  Mout/Malting	Frans/ French Rouen  Mout/Malting		
Internasionale VAB pryse	a	192.00	231.00	200.00	190.00	254.00	202.00	International FOB prices	
Vraggeld	b	27.00	27.00	20.00	21.00	13.00	22.00	Freight Rates	
Assuransie (0.3% van VAB)		0.58	0.69	0.60	0.57	0.76	0.61	Insurance (0.3% of FOB)	
1 KOSTE, ASSURANSIE EN VRAG (KAV) \$/T		219.58	258.69	220.60	211.57	267.76	224.61	1 COST, INSURANCE AND FREIGHT (CIF) \$/T	
<i>Omskakel na R/t</i>								<i>Converted to R/t</i>	
R/\$ Wisselkoers op: 2016/05/03		14.2811	14.2811	14.2811	14.2811	14.2811	14.2811	R/\$ Exchange rate on: 2016/05/03	
2 KOSTE, ASSURANSIE EN VRAG (KAV) R/t		3135.84	3694.38	3150.41	3021.45	3823.91	3207.68	2 COST, INSURANCE AND FREIGHT (CIF) R/t	
Finansieringskoste	c	27.06	31.88	27.19	26.08	33.00	27.68	Financing cost	
3 KOSTE, ASSURANSIE, VRAG EN FINANSIERING R/t		3162.90	3726.26	3177.60	3047.53	3856.91	3235.36	3 COST, INSURANCE, FREIGHT AND FINANCING R/t	
Afllaikoste	d, e							Discharging cost	
3.1 Kaapstad (Hoofsaaklik kaaihykraan metode)		114.64	114.64	114.64	114.64	146.60	146.60	3.1 Cape Town (Mainly shore cranes method)	
3.2 Durban (Hoofsaaklik suig-in-silo metode)		151.64	151.64	151.64	151.64	158.90	158.90	3.2 Durban (Mainly suction into silo method)	
Invoertarif op koring	f	1224.30	1224.30	1224.30	1224.30	0.00	0.00	Import Tariff on wheat	
4 VRY OP SPOOR (VOS) R/t								4 FREE ON RAIL (FOR) R/t	
4.1 Kaapstadhawe		4501.84	5065.20	4516.54	4386.47	4003.51	3381.96	4.1 Cape Town Harbour	
4.2 Durbanhawe		4538.84	5102.20	4553.54	4423.47	4015.81	3394.26	4.2 Durban Harbour	
Spoorvragkoste	g							Railage cost	
- Kaapstad na Paarl		111.84	111.84	111.84	111.84	n/a	n/a	- Cape Town to Paarl	
- Durban na Randfontein		432.09	432.09	432.09	432.09	432.09	432.09	- Durban to Randfontein	
<b>5 GELEWER:</b>								<b>5 DELIVERED:</b>	
- Kaapstad na Paarl R/ton		4613.68	5177.04	4628.38	4498.31	n/a	n/a	- Cape Town to Paarl R/ton	
- Durban na Randfontein R/ton		4970.93	5534.29	4985.63	4855.56	4447.90	3826.35	- Durban to Randfontein R/ton	

Notas/Notes:

2016/05/03

a Bron van pryse en vraggeld : IGC GMI  
Source of prices and freight rates: IGC GMI

Termyn / Term	VAB/FOB		Vraggeld / Freight Rate:	Gars/Barley =
	US\$/ton	US\$/ton		
Mei/May 2016	192.00	231.00	US (Golf / Gulf)	27.00
Mei/May 2016	231.00	200.00	Argentinië / Argentine (Upriver)	20.00
Mei/May 2016	200.00	190.00	EEC (Bordeaux Hamburg)	22.00
Mei/May 2016	190.00	254.00	Australië / Australia (Eastern)	13.00
Mei/May 2016	254.00	202.00		

b Vraggeld: bereken vir vragte van +/- 20 000 - 30 000t / Freight rates: calculated for freights of +/- 20 000 - 30 000t

c Finansieringskoste: 30 000t @ KAV @ primakoers vir 30 dae. Bron/Source: SARB 10.50% 2016/03/18  
Financing cost: 30 000t @ CIF @ prime rate for 30 days.

d Afllaikoste / Discharging cost (R/ton):

	Koring/Wheat:	Gars/Barley:
Kaapstad / Cape Town:	114.64	146.60
Durban:	151.64	158.90

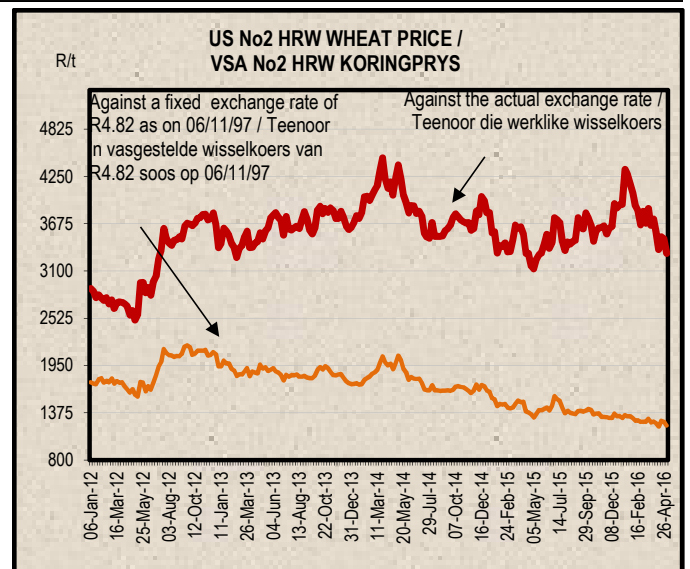
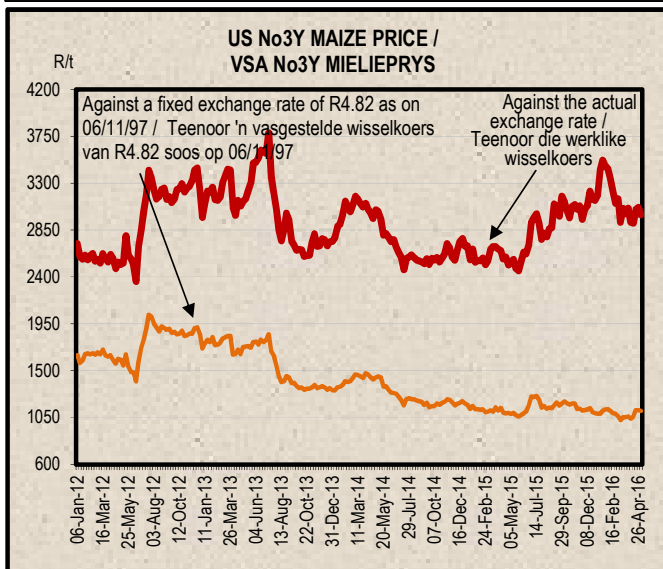
Bron / Source: Hull Blyfh

e Ingesluit: Kaagelde, hantering, kaaiwesig, agente/dokumentasie, logistiek & opnames (inspeksie van skeepsvrag).  
Included: Wharfage, handling, wharf supervision, agent/documentation, logistic & survey (inspection of shipload).  
Uitgesluit: Gesondheidsinspeksie, -skeepagentskapfooi, strooktoetsingsfooi vir GMO, opbergingskoste asook BTW en invoerbelasting.  
Excluded: Health inspection fee, ship agency fee, strip testing fees for GMO, storage costs as well as VAT and import duty.  
N.B: Slegs 'n aanduiding, aangesien koste van opname beding kan word / N.B: Indication only, as cost of survey can be negotiated.

f Invoertarif / Import Tariff:

Koring/Wheat = R1224.30 p/ton  
Gars/Barley = Vry/Free

g Neem asb. Kennis dat Spoorwetse spoorvrag op 1 April 2015 verhoog het soos volg:  
Kaapstad na Paarl R111.84 en Durban na Randfontein R432.09.  
Please take note that on 1 April 2015 Spoorwet railage cost increased as follows:  
Cape Town to Paarl R111.84 and Durban to Randfontein R432.09.



12. IMPORT PARITY PRICES – OIL SEEDS (b)(e)(f)

12. INVOERPARITEITPRYSE - OLIESADE (b)(e)(f)

INVOERPARITEITPRYSE VAN OLIESADE (BTW UITGESLT)		2016/05/05							IMPORT PARITY PRICES OF OIL SEEDS (VAT EXCL)	
ITEM	Nota/ Note	Sojabone/ Soybeans	Sojabone/ Soybeans	Sojabone/ Soybeans	Sonneblom/ Sunflower	Canola	Grondbone/ Groundnuts	Grondbone/ Groundnuts	ITEM	
		VSA/ USA Golf/Gulf	Argentynse/ Argentine Up River	Brazilië/ Brazil Paranagua	EU Franse/ French Bordeaux	Kanadese/ Canadian Vancouver	Argentynse/ Argentine Raw Runners 40/50	VSA/ USA Raw Runners 40/50		
Internasionale VAB pryse	a	\$/t 394.00	\$/t 386.00	\$/t 400.00	\$/t 436.00	\$/t 428.00	\$/t 1105.00 *	\$/t 1080.00 *	International FOB prices	
Vraggeld	b	27.00	20.00	20.00	21.00	28.00	95.00	27.00	Freight Rates	
Assuransie (0.3% van VAB)		1.18	1.16	1.20	1.31	1.28	3.32	3.24	Insurance (0.3% of FOB)	
1 KOSTE, ASSURANSIE EN VRAG (KAV) \$/T Omskakel na R/t R/\$ Wisselkoers op: 2016/05/03		422.18	407.16	421.20	458.31	457.28	1203.32	1110.24	1 COST, INSURANCE AND FREIGHT (CIF) \$/T Converted to R/t R/\$ Exchange rate on: 2016/05/03	
2 KOSTE, ASSURANSIE EN VRAG (KAV) R/t		14.2811 R/t	14.2811 R/t	14.2811 R/t	14.2811 R/t	14.2811 R/t	14.2811 R/t	14.2811 R/t	2 COST, INSURANCE AND FREIGHT (CIF) R/t	
3 KOSTE, ASSURANSIE, VRAG EN FINANSIERING R/t	c	6029.19	5814.69	6015.20	6545.17	6530.46	17184.73	15855.45	3 COST, INSURANCE, FREIGHT AND FINANCING R/t	
Finansieringskoste		52.03	50.18	51.91	56.49	56.36	148.31	136.83	Financing cost	
4 VRY OP SPOOR (VOS) R/t Durban	d, e	6081.22	5864.87	6067.11	6601.66	6586.82	17333.04	15992.28	4 FREE ON RAIL (FOR) R/t Durban	
Aflaaikoste: Durban	f	158.90	158.90	158.90	249.15	158.90	531.14	531.14	Discharging cost Durban	
Invoertarif:		450.14	441.00	457.00	0.00	611.23	1578.06	1542.36	Import Tariff	
5 GELEWER: - Durban na Randfontein R/ton	g	6690.26	6464.77	6683.01	6850.81	7356.95	19442.24	18065.78	5 DELIVERED: - Durban to Randfontein R/ton	
Spoorvragkoste - Durban na Randfontein		432.09	432.09	432.09	432.09	432.09	-	-	Railage cost - Durban to Randfontein	
<b>5 GELEWER: - Durban na Randfontein R/ton</b>		<b>7122.35</b>	<b>6896.86</b>	<b>7115.10</b>	<b>7282.90</b>	<b>7789.04</b>	<b>-</b>	<b>-</b>		

Notes/Notes:

a Bron van pryse en vraggeld / Source of prices and freight rates : IGC (GMI), Geogalos Peanut World & Oilworld

2016/05/03

Termyn / Term	US\$/ton (VAB/FOB)	Vraggeld/Freight Rate:	US\$/ton
Sojabone/Soybeans: VSA/USA (Golf/Gulf)	394.00	US Golf / Gulf	27.00
Sojabone/Soybeans: Argentinië/Argentina (Up River)	386.00	Argentinië / Argentina	20.00
Sojabone/Soybeans: Brazilië/Brazil (Paranagua)	400.00	EEC (Bordeaux/Hamburg)	21.00
Sonneblom/Sunflower: EU Frankryk/France (Bordeaux)	436.00	Kanada/Canada (North Pacific)	28.00
Canola: Kanada/Canada (Vancouver)	428.00	Grondbone/Groundnuts (ARG)	95.00
Grondbone/Groundnuts: Argentinië/Argentina (Raw Runner 40/50)	1105.00		
Grondbone/Groundnuts: VSA/USA (Runners 40/50)	1080.00		

b Vraggeld: bereken vir vragte van +/- 20 000 - 30 000t / Freight rates: calculated for freights of +/- 20 000 - 30 000t.

c Finansieringskoste: 30 000t @ KAV @ primakoers vir 30 dae. Bron/Source: SARB 10.50% 2016/03/18

Financing cost: 30 000t @ CIF @ prime rate for 30 days.

d Aflaaikoste / Discharging costs (R/ton):

	Sojabone/ Soybeans	Sonneblom/ Sunflower	Canola	Grondbone/ Groundnuts
Durban:	158.90	249.15	158.9	531.14

e Aflaaikoste / Discharging fees:

Ingesluit: Kaaigelde, hantering, kaaibesig, agente/dokumentasie, logistiek & opnames (inspeksie van skeepsvrag) /

Included: Wharfage, handling, wharf supervision, agent/documentation, logistic & survey (inspection of shipload).

Uitgesluit: Gesondheidsinspeksie-, skeepsagentskapfooi, strooktoetsingsfooi vir GMO, opbergingskoste asook BTW en invoerbelasting /

Excluded: Health inspection fee, Ship agency fee, strip testing fees for GMO, storage costs as well as VAT and import duty.

N.B: Slegs 'n aanduiding, aangesien koste van opname beding kan word / N.B: Indication only, as cost of survey can be negotiated.

f Invoertarif / Import Tariff:

Sojabone/Soybeans = 8% op VAB / on FOB

Sonneblom/Sunflower = Vry / Free

Canola = 10% op VAB / on FOB

Grondbone/Groundnuts = 10% op VAB / on FOB

g Neem asb. Kennis dat Spoornet se spoorvrag op 1 April 2015 verhoog het na R432.09.

Please take note that on 1 April 2015 Spoornet railage cost increased to R432.09.

\* Kwotasies is k.a.v. pryse. VAB pryse dus berekende pryse (kav minus vraggeld) / Quotes are c.i.f. prices. FOB prices are therefore calculated prices (cif minus freight rates).



13. EXPORT PARITY PRICES (b)

13. UITVOERPARITEITPRYSE (b)

INDICATIVE EXPORT PARITY PRICES				2016/05/05		AANDUIDENDE UITVOERPARITEITSPRYSE	
This is <b>only an example</b> of how an export parity price can be calculated - it can vary according to need	US No3Y Maize/ Mielies Gulf/Golf (b)	US HRW Wheat/Koring Gulf/Golf (b)	US DNS 14% Wheat/Koring PNW (b)	Argentine Raw Runner 40/50 Groundnuts/ Grondbone (f)	Hierdie is <b>slegs 'n voorbeeld</b> van hoe 'n uitvoerpariteitsprys bereken kan word - dit kan varieer volgens behoefte		
	May/Mei 2016	May/Mei 2016	May/Mei 2016	Aug 16			
FOB Gulf value (\$/t)	170.00	192.00	231.00	1105.00	VAB Golfwaarde (\$/t)		
Difference in quality and locality of SA <sup>1</sup> Maize: Plus US\$10 (\$/t) Groundnuts: Less 3,5% of fob value	\$10.00			96,5%	Kwaliteits- en liggingsverskil van SA <sup>1</sup> Mielies: Plus VSA\$10 (\$/t) Grondbone: Min 3,5% van vab waarde		
SA fob price (\$/t)	180.00	192.00	231.00	1066.33	SA vab prys (\$/t)		
Exchange rate (1\$=): (2016/05/03)	14.2811	14.2811	14.2811	14.2811	Wisselkoers (1\$=): (2016/05/03)		
FOB Gulf value (R/t)	2570.60	2741.97	3298.93	15228.37	VAB Golfwaarde (R/t)		
<b>Marketing costs:</b>					<b>Bemerkings koste:</b>		
Financing (Prime rate 10.50% - 30 days) (R/t)	22.18	23.66	28.47	131.42	Finansieringskoste (Primakoers 10.50% - 30 dae) (R/t)		
Railage: <sup>2</sup> Randfontein – Durban harbour	432.09	432.09	432.09	-	Spoorvrag: <sup>2</sup> Randfontein – Durbanhawe		
Loading costs: (R/t) <sup>3</sup> Durban Harbour (Mainly spout method)	140.40	151.72	151.72	425.01	Oplaaikoste: (R/t) <sup>3</sup> Durbanhawe (Hoofsaaklik regter metode)		
<b>EXPORT REALISATION (R/t):</b>					<b>UITVOER REALISASIE (R/t):</b>		
<b>Randfontein</b>	<b>1975.93</b>	<b>2134.50</b>	<b>2686.65</b>	<b>14671.94</b>	<b>Randfontein</b>		

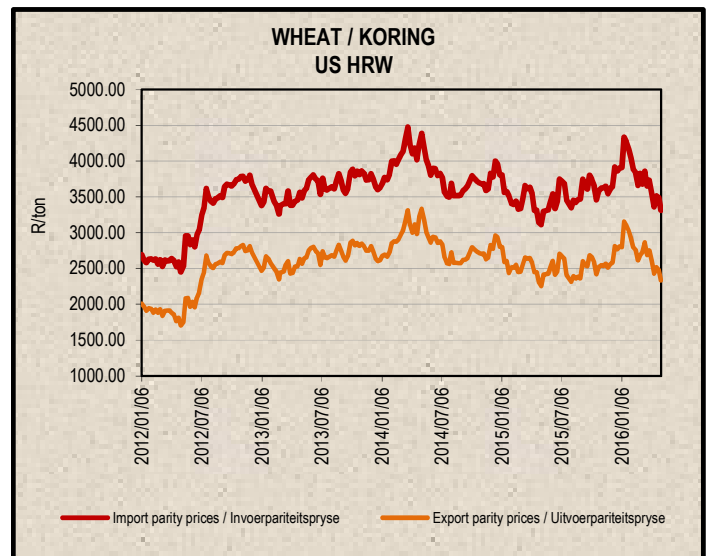
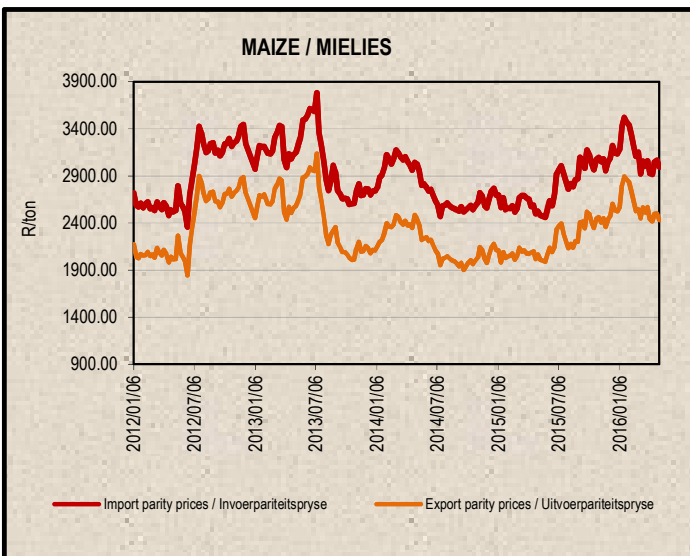
*Difference in quality and locality of SA (As requested by the industry)* 1  
 As from 14 June 2012, the discount/rebate will no longer be used to calculate the export parity price on US HRW and a new calculation will be added for US DNS, also without the discount/rebate.

*Railage costs:* 2  
 Please take note that on 1 April 2015 Spoornet railage cost increased as follows: Cape Town to Paarl R111.84 and Durban to Randfontein R432.09.

*Loading costs, received from Hull Blyth:* 3  
 Included: Cargo dues, handling, wharf supervision, agency/documentation, logistics & surveys (inspection of cargo).  
 Excluded: Ship agent fees, health & PPECB inspections, storage facility & transport costs to storage facility, VAT & duties.

*Kwaliteits- en liggingsverskil van SA (Soos deur die bedryf versoek)*  
 Vanaf 14 Junie 2012 sal die diskonto/premie nie meer gebruik word by die berekening van die uitvoerpariteitprys van US HRW nie en 'n nuwe berekening word nou vir US DNS gedoen, ook sonder diskonto/premie.

*Spoorvrag koste:*  
 Neem asb. kennis dat Spoornet se spoorvrag op 1 April 2015 verhoog het soos volg: Kaapstad na Paarl R111.84 en Durban na Randfontein R432.09.  
 Oplaaikoste, ontvang van Hull Blyth:  
 Ingesluit: Kaaijeldes, hantering, kaaitoesig, agente/dokumentasie, logistiek & opnames (inspeksie van skeepsvrag)  
 Uitgesluit: Skeepsagentskaps-, inspeksie-, opbergings- en vervoerkoste na opbergingsfasiliteit, BTW & invoerbelasting.



#### 14. WEATHER

For local weather, please follow the link below:

[www.weathersa.co.za](http://www.weathersa.co.za)

#### 14. WEER

Vir plaaslike weer, volg asseblief die onderstaande skakel:

[www.weathersa.co.za](http://www.weathersa.co.za)

#### **Sources /Bronne:**

(a) = Safex; (b) = International Grains Council; (c) = CBOT; (d) = KCBT;

(e) = Oil World; (f) = Georgalos Peanut World..

\* Formula according to ITAC (International Trade Administration Commission of South Africa)/  
Formule volgens ITAC (International Trade Administration Commission of South Africa)

SAGIS

Nico Hawkins

General Manager / Hoofbestuurder

**Indemnity/Vrywaring:** Although everything has been done to ensure the accuracy of the information, neither SAGIS nor any of its directors or employees takes any responsibility for actions or losses that might occur as a result of the usage of this information. / Alhoewel alles gedoen is om te verseker dat die inligting korrek is, aanvaar nie SAGIS of enige van sy direkteure of werknemers verantwoordelikheid vir enige aksies of verliese as gevolg van die inligting wat gebruik is nie.