

**SAGIS WEEKLY BULLETIN / SAGIS WEEKLIKSE BULLETIN**

1. Producer Deliveries (ton):			1. Produsentelewerings (ton):		
Commodity	Latest week/ Jongste week: 4 - 10 June 2016	Total: current marketing year/ Totaal: huidige bemarkingsjaar	Total: same period previous marketing year/ Totaal: selfde periode vorige bemarkingsjaar	Kommoditeit	
White maize	153 382	610 989	1 189 493	Witmielies	
Yellow maize	326 733	1 231 067	1 691 447	Geelmielies	
Total: maize	480 115	1 842 056	2 880 940	Totaal: mielies	
Wheat	973	1 386 644	1 687 391	Koring	

2. Imports (ton):			2. Invoere (ton):		
2.1 Imports for RSA			2.1 Invoere vir RSA		
Commodity	Latest week/ Jongste week: 4 - 10 June 2016	Total: current marketing year/ Totaal: huidige bemarkingsjaar	Total: same period previous marketing year/ Totaal: selfde periode vorige bemarkingsjaar	Kommoditeit	
White maize	0	21 575	0	Witmielies	
Yellow maize	63 295	234 007	33 058	Geelmielies	
Maize Total	63 295	255 582	33 058	Mielies Totaal	
Wheat	64 827	1 467 852	1 290 665	Koring	

**Origin of imports / Oorsprong van invoere**

White maize/Witmielies	Yellow maize/Geelmielies	Wheat/Koring
USA	Argentina	Argentina
		Australia
		Canada
		Germany
		Lithuania
		Poland
		Russia
		Ukraine
		USA

2.2 Imports for other countries			2.2 Invoere vir ander lande		
Commodity	Latest week/ Jongste week: 4 - 10 June 2016	Total: current marketing year/ Totaal: huidige bemarkingsjaar	Total: same period previous marketing year/ Totaal: selfde periode vorige bemarkingsjaar	Kommoditeit	
White maize	0	685	0	Witmielies	
Yellow maize	0	0	0	Geelmielies	
Maize Total	0	685	0	Mielies Totaal	
Wheat	0	162 402	83 233	Koring	

**Origin of imports / Oorsprong van invoere**

White maize/Witmielies	Yellow maize/Geelmielies	Wheat/Koring
USA	N/a	Argentina
		Australia
		Canada
		Germany
		Lithuania
		Poland
		Russia
		Ukraine

**3. Exports (ton):**
**3.1 RSA Exports**

Commodity	Latest week/ Jongste week: 4 - 10 June 2016	Total: current marketing year/ Totaal: huidige bemarkingsjaar	Total: same period previous marketing year/ Totaal: selfde periode vorige bemarkingsjaar	Kommoditeit
White maize	9 786	65 395	42 459	Witmielies
Yellow maize	4 702	25 206	19 649	Geelmielies
Maize Total	14 488	90 601	62 108	Mielies Totaal
Wheat	880	39 444	207 937	Koring

**Destination of exports / Bestemming van uitvoere**

White maize/Witmielies	Yellow maize/Geelmielies	Wheat/Koring
Botswana	Botswana	Botswana
Lesotho	Korea	Lesotho
Mozambique	Lesotho	Mozambique
Namibia	Mozambique	Namibia
Swaziland	Namibia	Swaziland
Zimbabwe	Swaziland	Zambia
	Zimbabwe	Zimbabwe

**3.2 Imports for Exports**

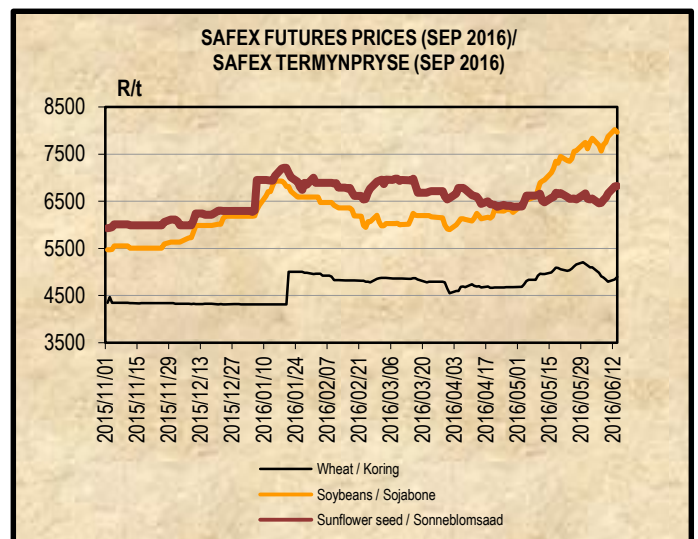
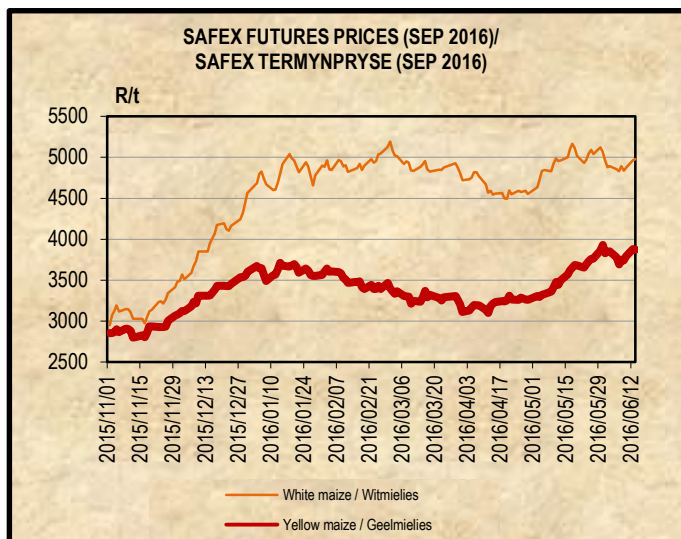
Commodity	Latest week/ Jongste week: 4 - 10 June 2016	Total: current marketing year/ Totaal: huidige bemarkingsjaar	Total: same period previous marketing year/ Totaal: selfde periode vorige bemarkingsjaar	Kommoditeit
White maize	685	1 682	0	Witmielies
Yellow maize	0	2 617	13 581	Geelmielies
Maize Total	685	4 299	13 581	Mielies Totaal
Wheat	6 800	163 969	71 133	Koring

**Destination of exports / Bestemming van uitvoere**

White maize/Witmielies	Yellow maize/Geelmielies	Wheat/Koring
Zimbabwe	Swaziland	Botswana
	Zimbabwe	Lesotho
		Swaziland
		Zambia
		Zimbabwe

**3. Uitvoere (ton):**
**3.1 RSA Uitvoere**
**3.2 Invoere vir Uitvoere**
**4. DOMESTIC PRICES PER SAFEX (R/t) (a)**
**4. PLAASLIKE PRYSE VOLGENS SAFEX (R/t) (a)**

Commodity	Future Prices / Termynpryse (2016/06/14) R/ton					Kommoditeit
	Jun-16	Jul-16	Sep-16	Dec-16	Mar-17	
White maize	4916.00	4940.00	4979.00	5002.00	4612.00	Witmielies
Yellow maize	3792.00	3823.00	3870.00	3909.00	3775.00	Geelmielies
Wheat	4787.00	4824.00	4894.00	4743.00	4793.00	Koring
Sunflower	6655.00	6705.00	6825.00	6960.00	6720.00	Sonneblom
Soybeans	7886.00	7921.00	7965.00	8020.00	7758.00	Sojabone
Sorghum	n/a	3765.00	3733.00	3792.00	3800.00	Sorghum



**5. IMPORT TARIFF ON MAIZE (b)\***
**5. INVOERTARIEF OP MIELIES (b)\***

Derived US No2Y Yellow Maize fob (Gulf) (b)	2016-06-08	2016-06-09	2016-06-10	2016-06-13	2016-06-14	Afgeleide VSA No2Y Geelmielies vab (Golf) (b)
RSA Initial Reference Price	<b>\$110.00</b>					RSA Oorspronklike Verwysingsprys
Base price (\$/t)	117.65	117.65	117.65	117.65	117.65	Basisprys (\$/t)
Daily price (\$/t) (IGC)	194.60	193.60	191.60	194.60	196.60	Daaglikse prys (\$/t) (IGC)
Average of 21 days (\$/t)	181.22	182.36	183.17	184.17	185.12	Gemiddeld van 21 dae (\$/t)
Deviation from base price (\$/t)	-63.57	-64.71	-65.52	-66.52	-67.47	Afwyking van basisprys (\$/t)
Duty on maize (\$/t)	-71.22	-72.36	-73.17	-74.17	-75.12	Reg op mielies (\$/t)
Duty on maize (R/t)	-1102.17	-1119.17	-1131.56	-1147.11	-1161.49	Reg op mielies (R/t)
R/\$ Exchange rate (average of 21 days)	15.4756	15.4668	15.4648	15.4659	15.4618	R/\$ Wisselkoers (gemiddeld van 21 dae)
<b>Tariff Gazetted 2006/12/08</b>	<b>R0.00/t</b>					<b>Tarief gepubliseer 2006/12/08</b>

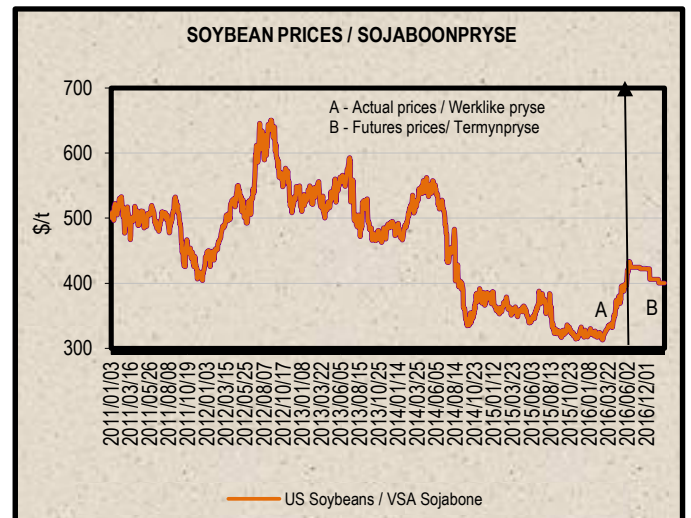
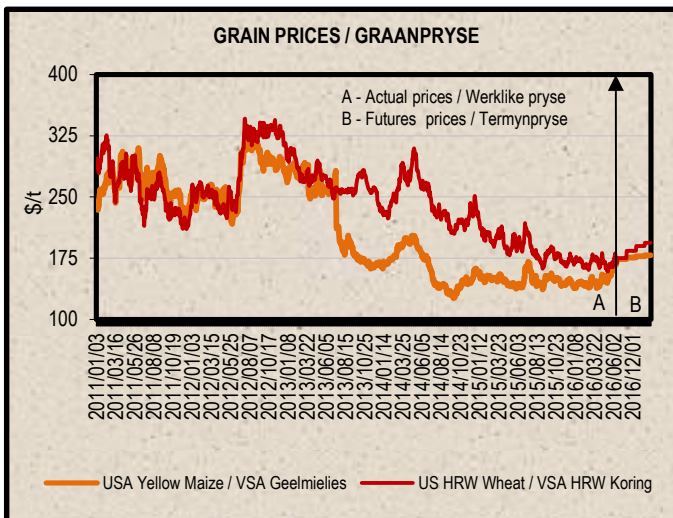
**6. IMPORT TARIFF ON WHEAT (b)\***
**6. INVOERTARIEF OP KORING (b)\***

US No2 HRW fob (Gulf)	2016/05/17	2016/05/24	2016/05/31	2016/06/07	2016/06/14	VSA No2 HRW vab (Golf)
RSA Initial Reference Price	<b>\$294.00</b>					RSA Oorspronklike Verwysingsprys
Base price (\$/t)	209.00	209.00	193.33	193.33	193.33	Basis prys (\$/t)
Weekly price (\$/t) (IGC)	196.00	192.00	194.00	212.00	202.00	Weeklikse prys (\$/t) (IGC)
3 Weeks moving average (\$/t)	193.33	193.33	194.00	199.33	202.67	3 Weke skuiwende gemiddeld (\$/t)
Number of weeks that the deviation is more than \$10	2	3				Aantal weke wat die afwyking meer as \$10 is
Deviation from base price (\$/t)	15.67	15.67	-0.67	-6.00	-9.34	Afwyking van basisprys (\$/t)
Calculated Duty on wheat (\$/t)	100.67	100.67	100.00	94.67	91.33	Berekende Reg op koring (\$/t)
Calculated Duty on wheat (R/t)	1567.59	1591.40	1582.49	1406.53	1402.92	Berekende Reg op koring (R/t)
R/\$ Exchange rate	15.5716	15.8081	15.8249	14.8572	15.3610	R/\$ Wisselkoers
<b>Tariff Gazetted 2016/04/11 (R/t)</b>	<b>R 1 224.30</b>					<b>Tarief gepubliseer 2016/04/11 (R/t)</b>

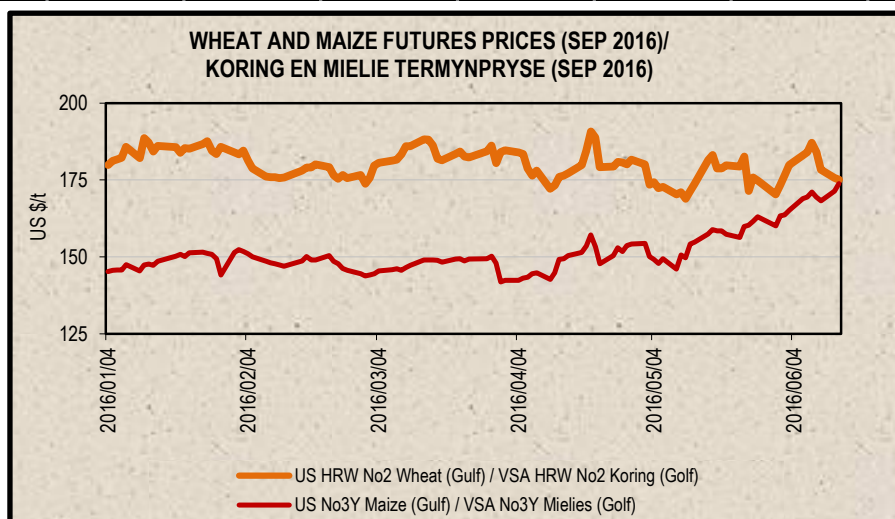
7. PRICES – INTERNATIONAL (US\$/t)

7. PRYSE - INTERNASIONAAL (VSA\$/t)

FOB (US\$/t)	Export Quotations/ Uitvoerkwotasie (b)(e)(f)				VAB (VSA\$/t)
	2016/06/14	2016/06/07	2016/05/31	2016/05/24	
US No 2 HRW Wheat (Gulf)	202.00	212.00	194.00	192.00	VSA No 2 HRW Koring (Golf)
US DNS Wheat 14% PNW	234.00	241.00	230.00	230.00	VSA DNS Koring 14% PNW
Argentine Wheat (Up River)	210.00	210.00	205.00	202.00	Argentynse Koring (Up River)
EC (France) Wheat (grade 1)	184.00	190.00	177.00	173.00	EU (Frankryk) Koring (graad 1)
EC (Germany) B Quality Wheat	187.00	193.00	186.00	183.00	EU (Duitsland) B Kwaliteit Koring
Black Sea Milling Wheat	188.00	191.00	191.00	193.00	Swart See Maalkoring
US No 3Y Maize (Gulf)	195.00	192.00	179.00	176.00	VSA No3Y Mielies (Golf)
Argentine Maize (Up River)	207.00	205.00	199.00	192.00	Argentynse Mielies (Up River)
US Sorghum (Gulf)	207.00	204.00	195.00	192.00	VSA Sorghum (Golf)
Argentine Sorghum (Up River)	181.00	177.00	169.00	164.00	Argentynse Sorghum (Up River)
US Soybeans (Gulf)	451.00	440.00	413.00	403.00	VSA Sojabone (Gulf)
Argentine Soybeans (Up River)	448.00	437.00	411.00	400.00	Argentynse Sojabone (Up River)
Canadian Canola	438.00	435.00	419.00	425.00	Kanadese Canola
Argentine Groundnuts Runners 40/50	1229.00	1189.00	1179.00	1159.00	Argentynse Grondbone 40/50 Runners
US Groundnuts Runners 40/50 shelled	1169.00	1169.00	1119.00	1119.00	VSA Grondbone 40/50 Runners uitgedop
Australian Malting Barley (Gairdner Malt)	250.00	252.00	248.00	247.00	Australiese Moutgars (Gairdner Malt)



Futures prices (US\$/t) / Termynpryse (VSA\$/t) (c)(d) (2016/06/14)							
Commodity	Jul-16	Sep-16	Dec-16	Mar-17	May-17	Jul-17	Kommoditeit
US No3 Yellow maize	171.80	173.85	175.74	177.55	178.50	179.13	VSA No3 Geelmielies
US No2 HRW wheat	168.43	175.05	184.16	190.04	193.86	197.02	VSA No2 HRW koring
US Soybeans	429.68	428.43	n/a	406.02	400.36	399.40	VSA Sojabone

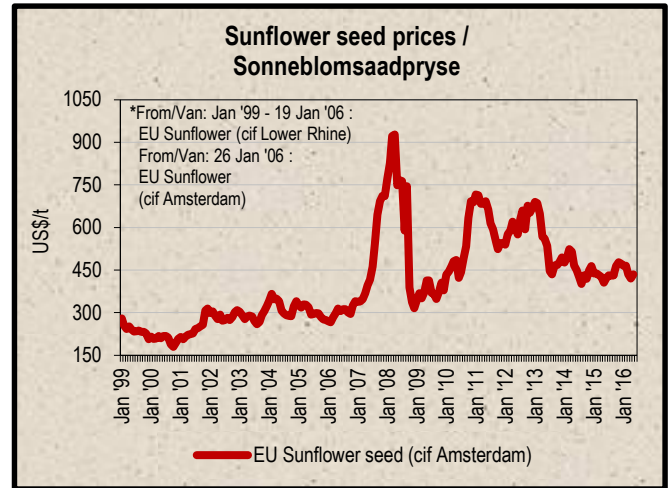
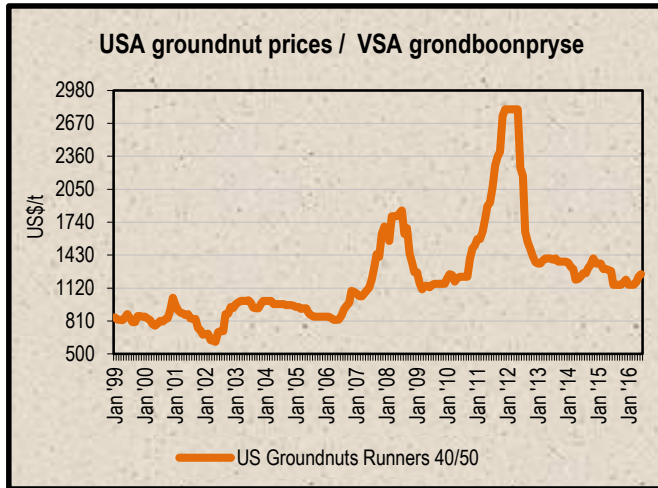


**8. LOWEST REPRESENTATIVE ASKING PRICES**  
(US\$/t)(e)(f) (Prices of previous week)

**8. LAAGSTE VERTEENWOORDIGENDE PRYSE GEVRA**  
Pryse van vorige week) (VSA\$/t) (e)(f)

US\$/t	2016/06/09	2016/06/02	Change/ Verandering	VSA\$/t
Soybeans, Brazil, c.i.f. Rotterdam	496	461	7.6%	Sojabone, Brasilië, k.a.v. Rotterdam
Groundnuts, US Runners 40/50*	1250	1250	0.0%	Grondbone, VSA Runners 40/50*
Groundnuts, Argentine Runners 40/50*	1310	1270	3.1%	Grondbone, Argentynse Runners 40/50*
Groundnut-oil, c.i.f. Rotterdam	1700	n/a	n/a	Grondboon-olie, k.a.v. Rotterdam
Sunflower seed, EU c.i.f. Amsterdam	435	430	1.2%	Sonneblomsaad, EU k.a.v. Amsterdam
Sunflower-oil, EU (fob) N.W. Europe	858	855	0.4%	Sonneblom-olie, EU (vab) N.W. Eur.
Rapeseed, Europe, 00, c.i.f. Hamburg	426	417	2.2%	Raapsaad, Europa, 00, k.a.v. Hamburg

\* Shelled, c.i.f. Rotterdam \* Uitgedop k a v Rotterdam



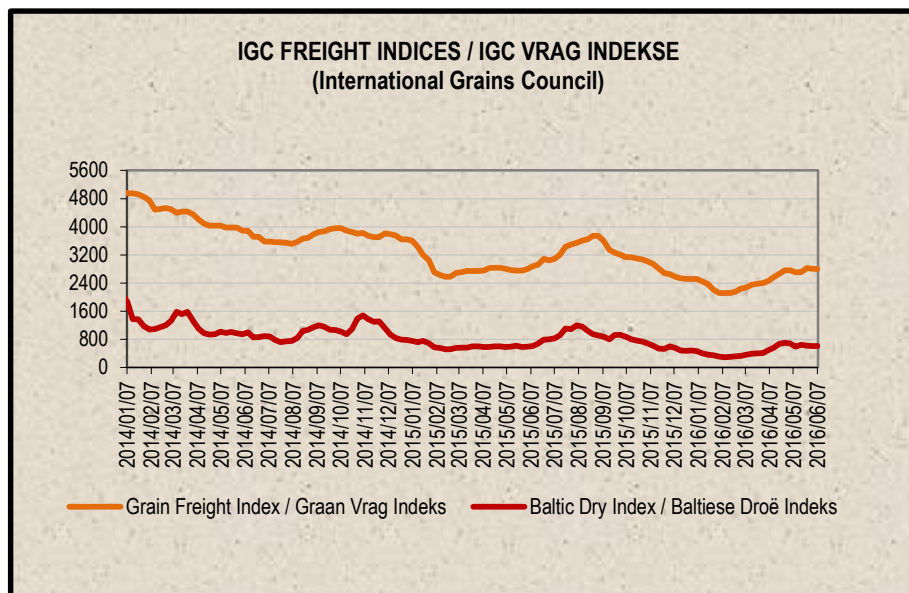
**9. IGC FREIGHT INDICES (b)**

**9. IGC VRAG INDEKSE (b)**

IGC FREIGHT INDICES / IGC VRAG INDEKSE							
	2016/05/03	2016/05/10	2016/05/17	2016/05/24	2016/05/31	2016/06/07	
Grain Freight Index*	2760	2711	2711	2828	2809	2799	Graan Vrag Indeks*
Baltic Dry Index	682	594	643	618	612	606	Baltiese Droë Indeks

\* IGC Grain Freight Index represents 15 major grain routes, including five from the United States of America, and two each from other main exporting nations (including Argentina, Black Sea, Europe and Canada); with base an average of the four weeks ending 11 May 2005 = 6000. The updated indices will be available on Thursdays on SAGIS' website.

\* IGC Graan Vrag Indeks verteenwoordig 15 hoof graanroetes, insluitende vyf vanaf die Verenigde State van Amerika, en twee elk van ander hoof uitvoernasies (insluitende Argentinië, Swart See, Europa en Kanada); met basis 'n gemiddeld van die vier weke geëindig 11 Mei 2005 = 6000. Die opgedateerde indekse sal Donderdae op SAGIS se webwerf beskikbaar.



10. IMPORT PARITY PRICES – SUMMER GRAINS (b)

10. INVOERPARITEITPRYSE - SOMERGRANE (b)

INVOERPARITEITPRYSE VAN SOMERGRANE (BTW UITGESLT)		2016/06/15		IMPORT PARITY PRICES OF SUMMER GRAINS (VAT EXCL)			
ITEM	Nota/ Note	Mielies/Maize	Mielies/Maize	Sorghum	Sorghum	Sorghum	ITEM
		VSA/ USA Golf/Gulf (no.3Y) \$/t	Argentynse/ Argentine Up River \$/t	VSA/ USA Golf/Gulf \$/t	Argentynse/ Argentine Up River \$/t	Australiese/ Australian Brisbane \$/t	
Internasionale VAB pryse	a	195.00	207.00	207.00	181.00	215.00	International FOB prices
Vraggeld	b	26.00	17.00	26.00	17.00	12.00	Freight Rates
Assuransie (0.3% van VAB)		0.59	0.62	0.62	0.54	0.65	Insurance (0.3% of FOB)
1 KOSTE, ASSURANSIE EN VRAG (KAV) \$/T		221.59	224.62	233.62	198.54	227.65	1 COST, INSURANCE AND FREIGHT (CIF) \$/T
R/\$ Wisselkoers op: 2016/06/14		15.3610	15.3610	15.3610	15.3610	15.3610	Converted to R/t R/\$ Exchange rate on: 2016/06/14
2 KOSTE, ASSURANSIE EN VRAG (KAV) R/t		3403.84	3450.39	3588.64	3049.77	3496.93	2 COST, INSURANCE AND FREIGHT (CIF) R/t
Finansieringskoste	c	29.38	29.78	30.97	26.32	30.18	Financing cost
3 KOSTE, ASSURANSIE, VRAG EN FINANSIERING R/t		3433.22	3480.17	3619.61	3076.09	3527.11	3 COST, INSURANCE, FREIGHT AND FINANCING R/t
Aflaai-koste:	d, e			146.54	146.54	146.54	Discharging cost:
- Kaapstad		122.93	122.93	n/a	n/a	n/a	- Cape Town
- Durban		163.11	163.11	170.37	170.37	170.37	- Durban
Invoertarif	f	0.00	0.00	95.39	83.41	99.08	Import Tariff
4 VRY OP SPOOR (VOS) R/t							4 FREE ON RAIL (FOR) R/t
- Kaapstad		3556.15	3603.10	n/a	n/a	n/a	- Cape Town
- Durban		3596.33	3643.28	3861.54	3306.04	3772.73	- Durban
Spoorvragkoste	g						Railage cost
- Durban na Randfontein		246.10	246.10	246.10	246.10	246.10	- Durban to Randfontein
<b>5 GELEWER:</b>							<b>5 DELIVERED:</b>
- Durban na Randfontein R/ton		<b>3842.43</b>	<b>3889.38</b>	<b>4107.64</b>	<b>3552.14</b>	<b>4018.83</b>	- Durban to Randfontein R/ton

Notas/Notes:

a Bron van pryse en vraggeld : IGC GMI  
Source of prices and freight rates: IGC GMI

Termyn / Term	US\$/ton (VAB/FOB)	Vraggeld/Freight Rate:	US\$/ton
Mielies/Maize: VSA/USA (Golf/Gulf No.3Y)	Jun 2016 195.00	US Golf / Gulf	26.00
Mielies/Maize: Argentinië/Argentina (Up River)	Jun 2016 207.00	Argentinië / Argentina	17.00
Sorghum: VSA/USA (Golf / Gulf Milo)	Jun 2016 207.00	Australië/Australia	12.00
Sorghum: Argentinië/Argentina (Up River)	Jun 2016 181.00		
Sorghum: Australië/Australia (Brisbane)	Jun 2016 215.00		

b Vraggeld: bereken vir vragte van +/- 20 000 - 30 000t. / Freight rates: calculated for freights of +/- 20 000 - 30 000t.

c Finansieringskoste: 30 000t @ KAV @ primakoers vir 30 dae. Bron/Source: SARB 10.50% 2016/03/18  
Financing cost: 30 000t @ CIF @ prime rate for 30 days.

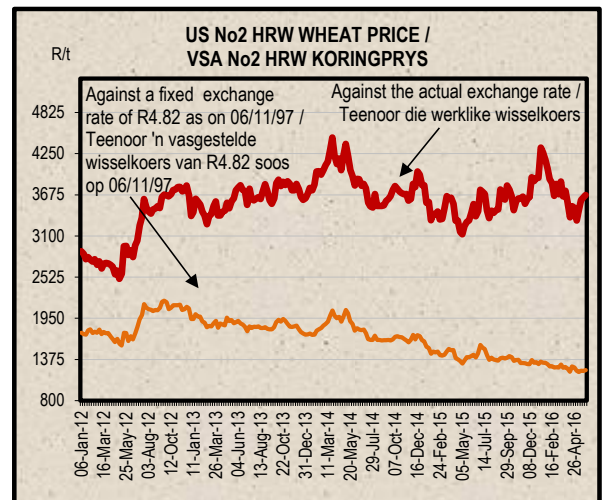
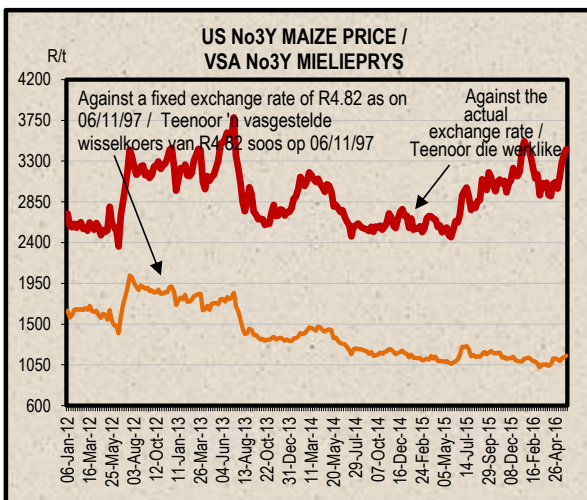
	Mielies/Maize:	Sorghum
Kaapstad / Cape Town:	122.93	n/a
Durban:	163.11	170.37

d Aflaai-koste / Discharging costs (R/ton):  
Bron / Source: Hull Blyth

e Ingesluit Kaagelde, hantering, kaalbesig, agente/dokumentasie, logistiek & opnames (inspeksie van skeepsvrag) / Included: Wharfage, handling, wharf supervision, agent/documentation, logistic & survey (inspection of shipload).  
Uitgesluit Gesondheidsinspeksie-, skeepagentskapfooi, strooktoetsingsfooi vir GMO, obergingskoste asook BTW en invoerbelasting / Excluded: Health inspection fee, Ship agency fee, strip testing fees for GMO, storage costs as well as VAT and import duty.  
N.B: Slegs 'n aanduiding, aangesien koste van opname beding kan word / N.B: Indication only, as cost of survey can be negotiated.

f Invoertarif / Import Tariff  
Mielies/Maize = Vry / Free  
Sorghum = 3% op VAB / on FOB

g Neem asb. kennis dat 'n verandering in Spoorset se spoorvrag op 1 April 2016 plaasgevind het na R246.10.  
Please take note that there was a change in Spoornet railage cost on 1 April 2016 to R246.10.



11. IMPORT PARITY PRICES – WINTER CEREALS (b)

11. INVOERPARITEITPRYSSE - WINTERGRANE (b)

INVOERPARITEITPRYSSE VAN WINTERGRANE (BTW UITGESLT)			2016/06/15				IMPORT PARITY PRICES OF WINTER CEREALS (VAT EXCL)		
ITEM	Nota/ Note	Koring/Wheat	Koring/Wheat	Koring/Wheat	Koring/Wheat	Gars/Barley	Gars/Barley	ITEM	
		VSA/ USA Golf/Gulf	VSA/ USA PNW	Argentynse/ Argentine Up River	EU Duitsland/ Germany  B kwaliteit/ quality	Australiese/ Australian Adelaide	Franse/ French Rouen		
		HRW	DNS	Trigo Pan		Mout/Malting	Mout/Malting		
		\$/t	\$/t	\$/t	\$/t	\$/t	\$/t		
Internasionale VAB pryse	a	202.00	234.00	210.00	187.00	250.00	193.00	International FOB prices	
Vraggeld	b	26.00	26.00	17.00	17.00	13.00	18.00	Freight Rates	
Assuransie (0.3% van VAB)		0.61	0.70	0.63	0.56	0.75	0.58	Insurance (0.3% of FOB)	
1 KOSTE, ASSURANSIE EN VRAG (KAV) \$/T		228.61	260.70	227.63	204.56	263.75	211.58	1 COST, INSURANCE AND FREIGHT (CIF) \$/T	
<i>Omskakel na R/t</i>								<i>Converted to R/t</i>	
R/\$ Wisselkoers op: 2016/06/14		15.3610	15.3610	15.3610	15.3610	15.3610	15.3610	R/\$ Exchange rate on: 2016/06/14	
2 KOSTE, ASSURANSIE EN VRAG (KAV) R/t		3511.68	4004.61	3496.62	3142.25	4051.46	3250.08	2 COST, INSURANCE AND FREIGHT (CIF) R/t	
Finansieringskoste	c	30.31	34.56	30.18	27.12	34.96	28.05	Financing cost	
3 KOSTE, ASSURANSIE, VRAG EN FINANSIERING R/t		3541.99	4039.17	3526.80	3169.37	4086.42	3278.13	3 COST, INSURANCE, FREIGHT AND FINANCING R/t	
Aflaakoste	d, e							Discharging cost	
3.1 Kaapstad (Hoofsaaklik kaaihykraan metode)		124.02	124.02	124.02	124.02	157.11	157.11	3.1 Cape Town (Mainly shore cranes method)	
3.2 Durban (Hoofsaaklik suig-in-silo metode)		163.11	163.11	163.11	163.11	170.37	170.37	3.2 Durban (Mainly suction into silo method)	
Invoertarief op koring	f	1224.30	1224.30	1224.30	1224.30	0.00	0.00	Import Tariff on wheat	
4 VRY OP SPOOR (VOS) R/t								4 FREE ON RAIL (FOR) R/t	
4.1 Kaapstadhawe		4890.31	5387.49	4875.12	4517.69	4243.53	3435.24	4.1 Cape Town Harbour	
4.2 Durbanhawe		4929.40	5426.58	4914.21	4556.78	4256.79	3448.50	4.2 Durban Harbour	
Spoornragkoste	g							Railage cost	
- Kaapstad na Paarl		85.60	85.60	85.60	85.60	n/a	n/a	- Cape Town to Paarl	
- Durban na Randfontein		246.10	246.10	246.10	246.10	246.10	246.10	- Durban to Randfontein	
<b>5 GELEWER:</b>								<b>5 DELIVERED:</b>	
- Kaapstad na Paarl R/ton		4975.91	5473.09	4960.72	4603.29	n/a	n/a	- Cape Town to Paarl R/ton	
- Durban na Randfontein R/ton		5175.50	5672.68	5160.31	4802.88	4502.89	3694.60	- Durban to Randfontein R/ton	

Notas/Notes: 2016/06/14

a Bron van pryse en vraggeld : IGC GMI  
Source of prices and freight rates: IGC GMI

Termyn / Term	VAB/FOB US\$/ton	Vraggeld / Freight Rate: US\$/ton	Gars/Barley = US\$ + 1
Jun 2016	202.00	US (Golf / Gulf)	26.00
Jun 2016	234.00	Argentinië / Argentine (Upriver)	17.00
Jun 2016	210.00	EEC (Bordeaux Hamburg)	17.00 18.00
Jun 2016	187.00	Australië / Australia (Eastern)	12.00 13.00
Jun 2016	250.00		
Jul 2016	193.00		

b Vraggeld: bereken vir vragte van +/- 20 000 - 30 000t / Freight rates: calculated for freights of +/- 20 000 - 30 000t

c Finansieringskoste: 30 000t @ KAV @ primakoers vir 30 dae. Bron/Source: SARB 10.50% 2016/03/18  
Financing cost: 30 000t @ Cif @ prime rate for 30 days.

d Aflaakoste / Discharging cost (R/ton):

	Koring/Wheat	Gars/Barley:
Kaapstad /		
Cape Town:	124.02	157.11
Durban:	163.11	170.37

e Ingesluit: Kaaihelde, hantering, kaaibesig, agente/dokumentasie, logistiek & opnames (inspeksie van skeepsvrag).  
Included: Wharfage, handling, wharf supervision, agent/documentation, logistic & survey (inspection of shipload).  
Uitgesluit: Gesondheidsinspeksie-, skeepagentskapfooi, strooktoetsingsfooi vir GMO, opbergingskoste asook BTW en invoerbelasting.  
Excluded: Health inspection fee, Ship agency fee, strip testing fees for GMO, storage costs as well as VAT and import duty.  
N.B. Sleigs 'n aanduiding, aangesien koste van opname beding kan word / N.B. Indication only, as cost of survey can be negotiated.

f Invoertarief / Import Tariff:  
Koring/Wheat = R1224.30 p/ton  
Gars/Barley = Vry/Free

g Neem asb. Kennis dat Spoorwet se spoorvrag op 1 April 2016 verander het soos volg:  
Kaapstad na Paarl R85.60 en Durban na Randfontein R246.10.  
Please take note that on 1 April 2016 Spoorwet railage cost changed as follows:  
Cape Town to Paarl R85.60 and Durban to Randfontein R246.10.

12. IMPORT PARITY PRICES – OIL SEEDS (b)(e)(f)

12. INVOERPARITEITPRYSE - OLIESADE (b)(e)(f)

INVOERPARITEITPRYSE VAN OLIESADE (BTW UITGESLT)			2016/06/15						IMPORT PARITY PRICES OF OIL SEEDS (VAT EXCL)	
ITEM	Nota/ Note	Sojabone/ Soybeans	Sojabone/ Soybeans	Sojabone/ Soybeans	Sonneblom/ Sunflower	Canola	Grondbone/ Groundnuts	Grondbone/ Groundnuts	ITEM	
		VSA/ USA Golf/Gulf	Argentynse/ Argentine Up River	Brazilië/ Brazil Paranagua	EU Franse/ French Bordeaux	Kanadese/ Canadian Vancouver	Argentynse/ Argentine Raw Runners 40/50	VSA/ USA Raw Runners 40/50		
Internasionale VAB pryse	a	\$/t 451.00	\$/t 448.00	\$/t 472.00	\$/t 436.00	\$/t 438.00	\$/t 1229.00 *	\$/t 1169.00 *	International FOB prices	
Vraggeld	b	26.00	17.00	17.00	17.00	27.00	81.00	26.00	Freight Rates	
Assuransie (0.3% van VAB)		1.35	1.34	1.42	1.31	1.31	3.69	3.51	Insurance (0.3% of FOB)	
1 KOSTE, ASSURANSIE EN VRAG (KAV) \$/t		478.35	466.34	490.42	454.31	466.31	1313.69	1198.51	1 COST, INSURANCE AND FREIGHT (CIF) \$/t	
Omskakel na R/t									Converted to R/t	
R/\$ Wisselkoers op: 2016/06/14		15.3610	15.3610	15.3610	15.3610	15.3610	15.3610	15.3610	R/\$ Exchange rate on: 2016/06/14	
2 KOSTE, ASSURANSIE EN VRAG (KAV) R/t		R/t 7347.93	R/t 7163.45	R/t 7533.34	R/t 6978.66	R/t 7162.99	R/t 20179.59	R/t 18410.31	2 COST, INSURANCE AND FREIGHT (CIF) R/t	
Finansieringskoste	c	63.41	61.82	65.01	60.23	61.82	174.15	158.88	Financing cost	
3 KOSTE, ASSURANSIE, VRAG EN FINANSIERING R/t		7411.34	7225.27	7598.35	7038.89	7224.81	20353.74	18569.19	3 COST, INSURANCE, FREIGHT AND FINANCING R/t	
Aflaaiikoste: Durban	d, e	170.37	170.37	170.37	268.74	170.37	579.41	579.41	Discharging cost Durban	
Invoertarif	f	554.22	550.54	580.03	0.00	672.81	1887.87	1795.70	Import Tariff	
4 VRY OP SPOOR (VOS) R/t Durban		8135.93	7946.18	8348.75	7307.63	8067.99	22821.02	20944.30	4 FREE ON RAIL (FOR) R/t Durban	
Spoorvragkoste	g								Railage cost	
- Durban na Randfontein		246.10	246.10	246.10	246.10	246.10	-	-	- Durban to Randfontein	
5 GELEWER:									5 DELIVERED:	
- Durban na Randfontein R/ton		8382.03	8192.28	8594.85	7553.73	8314.09	-	-	- Durban to Randfontein R/ton	

Notas/Notes:

a Bron van pryse en vraggeld / Source of prices and freight rates : IGC (GMI), Geogalos Peanut World & Oilworld

2016/06/14

Termyn / Term	US\$/ton (VAB/FOB)	Vraggeld/Freight Rate:	US\$/ton
Sojabone/Soybeans: VSA/USA (Golf/Gulf)	451.00	US Golf / Gulf	26.00
Sojabone/Soybeans: Argentinië/Argentina (Up River)	448.00	Argentinië / Argentina	17.00
Sojabone/Soybeans: Brazilië/Brazil (Paranagua)	472.00	EEC (Bordeaux/Hamburg)	17.00
Sonneblom/Sunflower: EU Frankryk/France (Bordeaux)	436.00	Kanada/Canada (North Pacific)	27.00
Canola: Kanada/Canada (Vancouver)	438.00	Grondbone/Groundnuts (ARG)	81.00
Grondbone/Groundnuts: Argentinië/Argentina (Raw Runner 40/50)	1229.00		
Grondbone/Groundnuts: VSA/USA (Runners 40/50)	1169.00		

b Vraggeld: bereken vir vragte van +/- 20 000 - 30 000t / Freight rates: calculated for freights of +/- 20 000 - 30 000t

c Finansieringskoste: 30 000t @ KAV @ primakoers vir 30 dae. Bron/Source: SARB 10.50% 2016/03/18

Financing cost: 30 000t @ CIF @ prime rate for 30 days.

d Aflaaiikoste / Discharging costs (R/ton):

	Sojabone/ Soybeans	Sonneblom/ Sunflower	Canola	Grondbone/ Groundnuts
Durban:	170.37	268.74	170.37	579.41

e Aflaaiikoste / Discharging fees:

Ingesluit: Kaaigelde, hantering, kaaibesig, agente/dokumentasie, logistiek & opnames (inspeksie van skeepsvrag) /

Included: Wharfage, handling, wharf supervision, agent/documentation, logistic & survey (inspection of shipload).

Uitgesluit: Gesondheidsinspeksie-, skeepsagentskapfooi, strooktoetsingsfooi vir GMO, opbergingskoste asook BTW en invoerbelasting /

Excluded: Health inspection fee, Ship agency fee, strip testing fees for GMO, storage costs as well as VAT and import duty.

N.B: Slegs 'n aanduiding, aangesien koste van opname beding kan word / N.B: Indication only, as cost of survey can be negotiated.

f Invoertarif / Import Tariff:

Sojabone/Soybeans = 8% op VAB / on FOB

Sonneblom/Sunflower = Vry / Free

Canola = 10% op VAB / on FOB

Grondbone/Groundnuts = 10% op VAB / on FOB

g Neem asb. Kennis dat Spoornet se spoorvrag op 1 April 2016 verander het na R246.10.

Please take note that on 1 April 2016 Spoornet railage cost changed to R246.10.

\* Kwotasies is k.a.v. pryse. VAB pryse dus berekende pryse (kav minus vraggeld) / Quotes are c.i.f. prices. FOB prices are therefore calculated prices (cif minus freight rates).



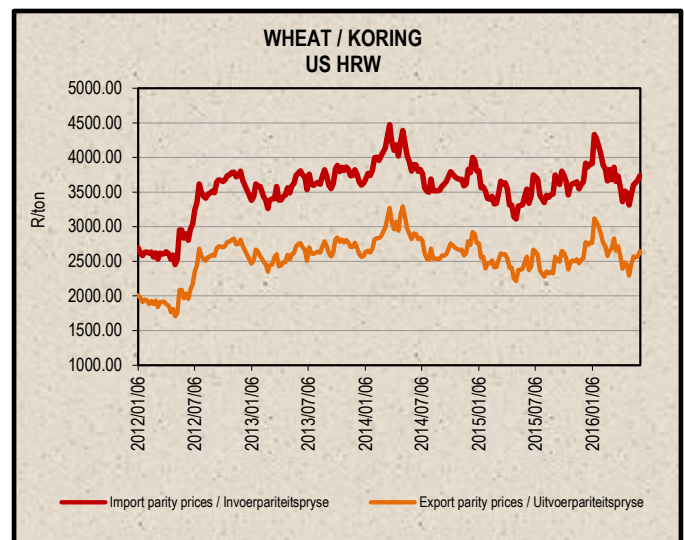
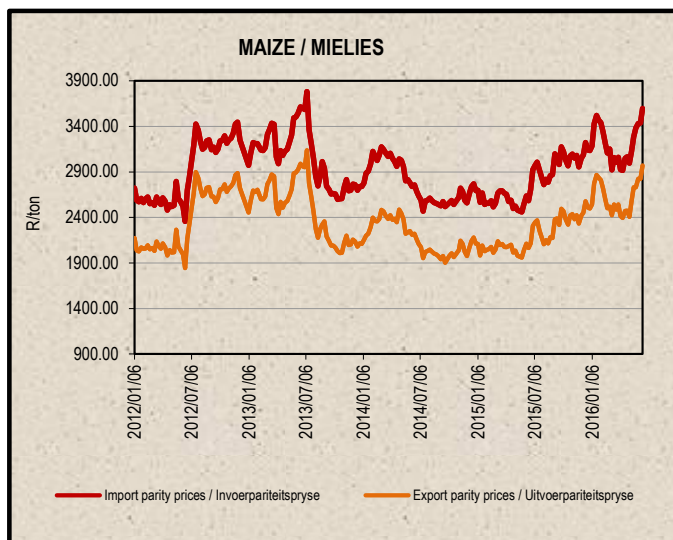
13. EXPORT PARITY PRICES (b)

13. UITVOERPARITEITSPRYSE (b)

INDICATIVE EXPORT PARITY PRICES		2016/06/15			AANDUIDENDE UITVOERPARITEITSPRYSE	
This is <b>only an example</b> of how an export parity price can be calculated - it can vary according to need	US No3Y Maize/ Mielies Gulf/Golf (b)  Jun 2016	US HRW Wheat/Koring Gulf/Golf (b)  Jun 2016	US DNS 14% Wheat/Koring PNW (b)  Jun 2016	Argentine Raw Runner 40/50 Groundnuts/ Grondbone (f) Aug 16	Hierdie is <b>slegs 'n voorbeeld</b> van hoe 'n uitvoerpariteitsprys bereken kan word - dit kan varieer volgens behoefte	
FOB Gulf value (\$/t)	195.00	202.00	234.00	1229.00	VAB Golfwaarde (\$/t)	
Difference in quality and locality of SA <sup>1</sup> Maize: Plus US\$10 (\$/t) Groundnuts: Less 3,5% of fob value	\$10.00			96,5%	Kwaliteits- en liggingsverskil van SA <sup>1</sup> Mielies: Plus VSA\$10 (\$/t) Grondbone: Min 3,5% van vab waarde	
SA fob price (\$/t)	205.00	202.00	234.00	1185.99	SA vab prys (\$/t)	
Exchange rate (1\$=): (2016/06/14)	15.3610	15.3610	15.3610	15.3610	Wisselkoers (1\$=): (2016/06/14)	
FOB Gulf value (R/t)	3149.01	3102.92	3594.47	18217.99	VAB Golfwaarde (R/t)	
<b>Marketing costs:</b>					<b>Bemerkings koste:</b>	
Financing (Prime rate 10.50% - 30 days) (R/t)	27.18	26.78	31.02	157.22	Finansieringskoste (Primakoers 10.50% - 30 dae) (R/t)	
Railage: <sup>2</sup> Randfontein – Durban harbour	246.10	246.10	246.10	-	Spoorvrag: <sup>2</sup> Randfontein – Durbanhawe	
Loading costs: (R/t) <sup>3</sup> Durban Harbour (Mainly spout method)	151.88	163.20	163.20	467.13	Oplaaikoste: (R/t) <sup>3</sup> Durbanhawe (Hoofsaaklik tregter metode)	
<b>EXPORT REALISATION (R/t):</b>					<b>UITVOER REALISASIE (R/t):</b>	
<b>Randfontein</b>	<b>2723.85</b>	<b>2666.84</b>	<b>3154.15</b>	<b>17593.64</b>	<b>Randfontein</b>	

<p><i>Difference in quality and locality of SA (As requested by the industry)</i> As from 14 June 2012, the discount/rebate will no longer be used to calculate the export parity price on US HRW and a new calculation will be added for US DNS, also without the discount/rebate.</p> <p><i>Railage costs:</i> Please take note that on 1 April 2016 Spoormet railage cost changed to R246.10.</p> <p><i>Loading costs, received from Hull Blyth:</i> Included: Cargo dues, handling, wharf supervision, agency/documentation, logistics &amp; surveys (inspection of cargo). Excluded: Ship agent fees, health &amp; PPECB inspections, storage facility &amp; transport costs to storage facility, VAT &amp; duties.</p>	<p>1</p> <p>2</p> <p>3</p>	<p><i>Kwaliteits- en liggingsverskil van SA (Soos deur die bedryf versoek)</i> Vanaf 14 Junie 2012 sal die diskonto/premie nie meer gebruik word by die berekening van die uitvoerpariteitsprys van US HRW nie en 'n nuwe berekening word nou vir US DNS gedoen, ook sonder diskonto/premie.</p> <p><i>Spoorvrag koste:</i> Neem asb. Kennis dat Spoormet se spoorvrag op 1 April 2016 verander het na R246.10.</p> <p><i>Oplaaikoste, ontvang van Hull Blyth:</i> Ingesluit: Kaagelde, hantering, kaaitoesig, agente/dokumentasie, logistiek &amp; opnames (inspeksie van skeepsvrag) Uitgesluit: Skeepagentskaps-, inspeksie-, opbergings- en vervoerkoste na opbergingsfasiliteit, BTW &amp; invoerbelasting.</p>
--	----------------------------	--



**14. WEATHER**

For local weather, please follow the link below:  
[www.weathersa.co.za](http://www.weathersa.co.za)

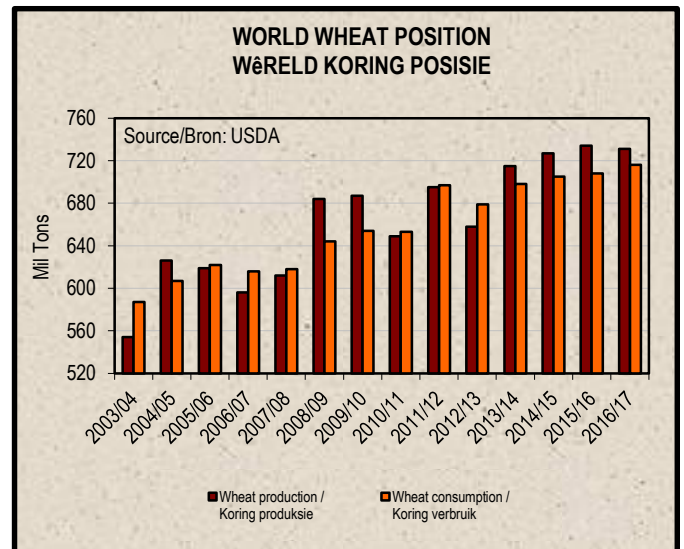
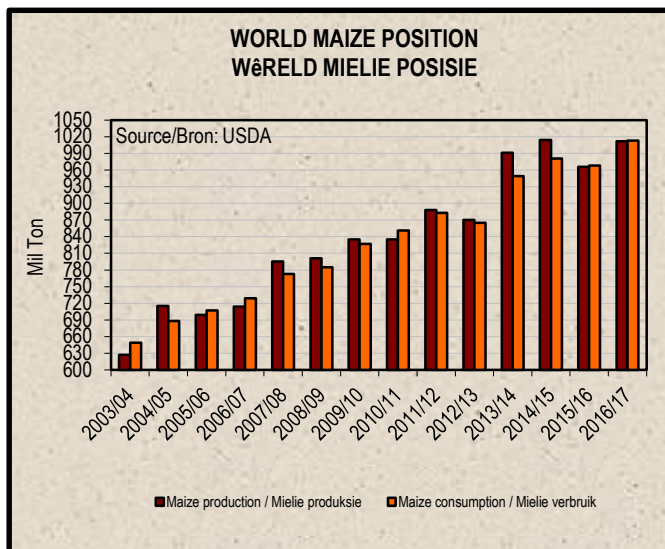
**14. WEER**

Vir plaaslike weer, volg asseblief die onderstaande skakel:  
[www.weathersa.co.za](http://www.weathersa.co.za)

**15. SUNDRIES (g)**

**15. DIVERSE (g)**

World Balance Sheet / Wêreld Balansstaat (2016/06/10)											
Million Ton	2016/17										Miljoen Ton
	Maize Mielies	Wheat Koring	Barley Gars	Sorghum	Oats Hawer	Ground-nuts Grond-bone	Canola/Rape-seed	Soybeans Sojabone	Sunflower seed Sonne-blomsaad		
Production	1 012	731	145	64	22	40	66	324	42		Produksie
Consumption	1 013	716	146	64	22	17	65	288	39		Verbruik
Trade	132	166	28	8	2	3	13	138	2		Handel
Stock	205	258	24	5	3	2	4	66	1		Voorraad



**Sources / Bronne:**

(a) = Safex; (b) = International Grains Council; (c) = CBOT; (d) = KCBT;  
 (e) = Oil World; (f) = Georganos Peanut World; (g) = USDA Fas-Online.

\* Formula according to ITAC (International Trade Administration Commission of South Africa)/  
 Formule volgens ITAC (International Trade Administration Commission of South Africa)

SAGIS  
 Nico Hawkins  
 General Manager / Hoofbestuurder

**Indemnity/Vrywaring:** Although everything has been done to ensure the accuracy of the information, neither SAGIS nor any of its directors or employees takes any responsibility for actions or losses that might occur as a result of the usage of this information. / Alhoewel alles gedoen is om te verseker dat die inligting korrek is, aanvaar nie SAGIS of enige van sy direkteure of werknemers verantwoordelikheid vir enige aksies of verliese as gevolg van die inligting wat gebruik is nie.