

SAGIS WEEKLY BULLETIN / SAGIS WEEKLIKSE BULLETIN

1. Producer Deliveries (ton):			1. Produsentelewerings (ton):	
Commodity	Latest week/ Jongste week: 21 - 27 May 2016	Total: current marketing year/ Totaal: huidige bemarkingsjaar	Total: same period previous marketing year/ Totaal: selfde periode vorige bemarkingsjaar	Kommoditeit
White maize	99 201	302 710	460 956	Witmielies
Yellow maize	205 708	586 960	753 404	Geelmielies
Total: maize	304 909	889 670	1 214 360	Totaal: mielies
Wheat	901	1 386 138	1 685 305	Koring

2. Imports (ton):			2. Invoere (ton):	
2.1 Imports for RSA			2.1 Invoere vir RSA	
Commodity	Latest week/ Jongste week: 21 - 27 May 2016	Total: current marketing year/ Totaal: huidige bemarkingsjaar	Total: same period previous marketing year/ Totaal: selfde periode vorige bemarkingsjaar	Kommoditeit
White maize	0	22 260	0	Witmielies
Yellow maize	36 633	147 291	33 058	Geelmielies
Maize Total	36 633	169 551	33 058	Mielies Totaal
Wheat	41 872	1 328 413	1 287 664	Koring

Origin of imports / Oorsprong van invoere

White maize/Witmielies	Yellow maize/Geelmielies	Wheat/Koring
USA	Argentina	Argentina
		Australia
		Canada
		Germany
		Lithuania
		Poland
		Russia
		Ukraine
		USA

2.2 Imports for other countries			2.2 Invoere vir ander lande	
Commodity	Latest week/ Jongste week: 21 - 27 May 2016	Total: current marketing year/ Totaal: huidige bemarkingsjaar	Total: same period previous marketing year/ Totaal: selfde periode vorige bemarkingsjaar	Kommoditeit
White maize	0	0	0	Witmielies
Yellow maize	0	0	0	Geelmielies
Maize Total	0	0	N/a	Mielies Totaal
Wheat	2 024	149 201	83 233	Koring

Origin of imports / Oorsprong van invoere

White maize/Witmielies	Yellow maize/Geelmielies	Wheat/Koring
N/a	N/a	Argentina
		Australia
		Canada
		Germany
		Lithuania
		Poland
		Russia
		Ukraine

3. Exports (ton):

3.1 RSA Exports

Commodity	Latest week/ Jongste week: 21 - 27 May 2016	Total: current marketing year/ Totaal: huidige bemarkingsjaar	Total: same period previous marketing year/ Totaal: selfde periode vorige bemarkingsjaar	Kommoditeit
White maize	11 441	40 636	27 944	Witmielies
Yellow maize	5 538	17 175	11 488	Geelmielies
Maize Total	16 979	57 811	39 432	Mielies Totaal
Wheat	370	38 131	193 472	Koring

Destination of exports / Bestemming van uitvoere

White maize/Witmielies	Yellow maize/Geelmielies	Wheat/Koring
Botswana	Botswana	Botswana
Lesotho	Lesotho	Lesotho
Mozambique	Mozambique	Mozambique
Namibia	Namibia	Namibia
Swaziland	Swaziland	Swaziland
Zimbabwe	Zimbabwe	Zambia
		Zimbabwe

3.2 Imports for Exports

Commodity	Latest week/ Jongste week: 21 - 27 May 2016	Total: current marketing year/ Totaal: huidige bemarkingsjaar	Total: same period previous marketing year/ Totaal: selfde periode vorige bemarkingsjaar	Kommoditeit
White maize	0	482	0	Witmielies
Yellow maize	330	330	0	Geelmielies
Maize Total	330	812	0	Mielies Totaal
Wheat	131	149 776	70 536	Koring

3.2 Invoere vir Uitvoere

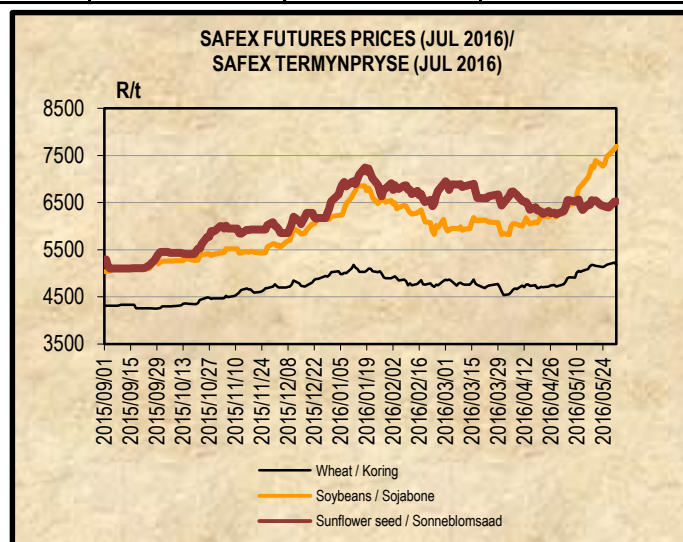
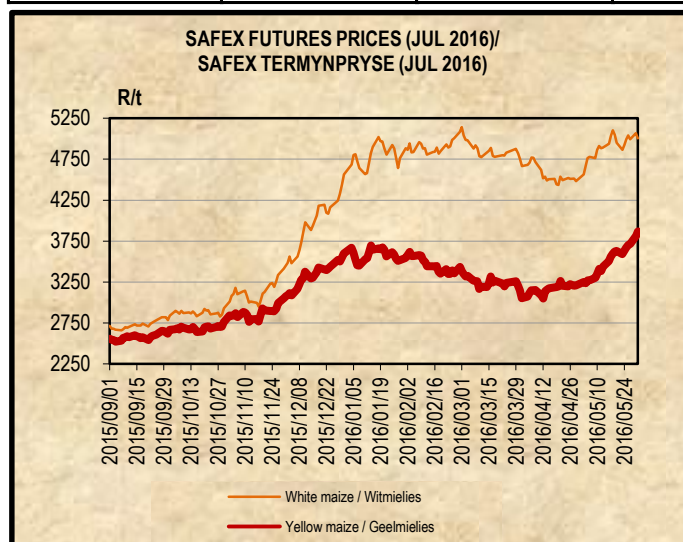
Destination of exports / Bestemming van uitvoere

White maize/Witmielies	Yellow maize/Geelmielies	Wheat/Koring
Zimbabwe	Swaziland	Botswana
		Lesotho
		Swaziland
		Zambia
		Zimbabwe

4. DOMESTIC PRICES PER SAFEX (R/t) (a)

4. PLAASLIKE PRYSE VOLGENS SAFEX (R/t) (a)

Commodity	Future Prices / Termynpryse (2016/05/31) R/ton					Kommoditeit
	Jun-16	Jul-16	Sep-16	Dec-16	Mar-17	
White maize	4972.00	5006.00	5067.00	5097.00	4647.00	Witmielies
Yellow maize	3826.00	3869.00	3929.00	3954.00	3856.00	Geelmielies
Wheat	5116.00	5180.00	5173.00	4864.00	4908.00	Koring
Sunflower	6451.00	6521.00	6664.00	6841.00	6681.00	Sonneblom
Soybeans	7621.00	7694.00	7750.00	7855.00	7614.00	Sojabone
Sorghum	n/a	3685.00	3727.00	3792.00	3800.00	Sorghum



5. IMPORT TARIFF ON MAIZE (b)*
5. INVOERTARIEF OP MIELIES (b)*

Derived US No2Y Yellow Maize fob (Gulf) (b)	2016-05-25	2016-05-26	2016-05-27	2016-05-30	2016-05-31	Afgeleide VSA No2Y Geelmielies vab (Golf) (b)
RSA Initial Reference Price	\$110.00					RSA Oorspronklike Verwysingsprys
Base price (\$/t)	117.65	117.65	117.65	117.65	117.65	Basisprys (\$/t)
Daily price (\$/t) (IGC)	180.60	182.60	184.60	184.60	180.60	Daaglikse prys (\$/t) (IGC)
Average of 21 days (\$/t)	174.22	174.70	175.12	175.50	175.70	Gemiddeld van 21 dae (\$/t)
Deviation from base price (\$/t)	-56.57	-57.05	-57.47	-57.85	-58.05	Afwyking van basisprys (\$/t)
Duty on maize (\$/t)	-64.22	-64.70	-65.12	-65.50	-65.70	Reg op mielies (\$/t)
Duty on maize (R/t)	-969.88	-980.45	-990.26	-1000.93	-1008.64	Reg op mielies (R/t)
R/\$ Exchange rate (average of 21 days)	15.1025	15.1538	15.2066	15.2813	15.3522	R/\$ Wisselkoers (gemiddeld van 21 dae)
Tariff Gazetted 2006/12/08	R0.00/t					Tarief gepubliseer 2006/12/08

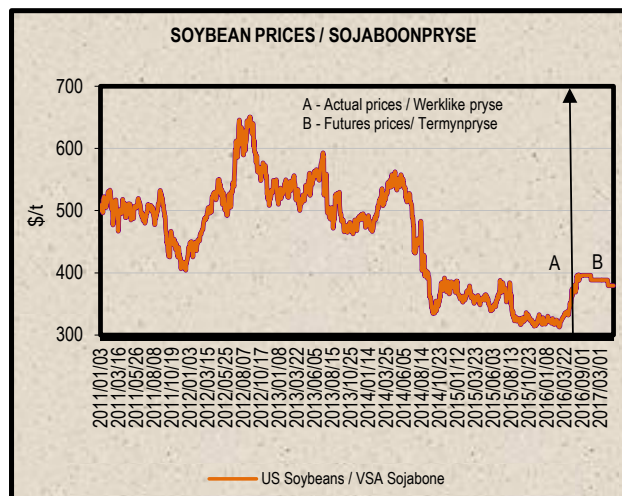
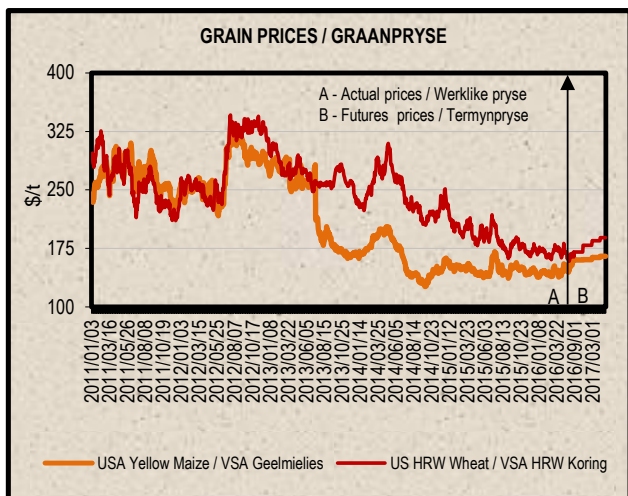
6. IMPORT TARIFF ON WHEAT (b)*
6. INVOERTARIEF OP KORING (b)*

US No2 HRW fob (Gulf)	2016/05/03	2016/05/10	2016/05/17	2016/05/24	2016/05/31	VSA No2 HRW vab (Golf)
RSA Initial Reference Price	\$294.00					RSA Oorspronklike Verwysingsprys
Base price (\$/t)	209.00	209.00	209.00	209.00	209.00	209
Weekly price (\$/t) (IGC)	192.00	192.00	196.00	192.00	194.00	Weeklikse prys (\$/t) (IGC)
3 Weeks moving average (\$/t)	199.33	195.00	193.33	193.33	193.33	3 Weke skuiwende gemiddeld (\$/t)
Number of weeks that the deviation is more than \$10		1	2	3		Aantal weke wat die afwyking meer as \$10 is
Deviation from base price (\$/t)	9.67	14.00	15.67	15.67	-0.67	Afwyking van basisprys (\$/t)
Calculated Duty on wheat (\$/t)	94.67	99.00	100.67	100.67	100.00	Berekende Reg op koring (\$/t)
Calculated Duty on wheat (R/t)	1351.99	1508.55	1567.59	1591.40	1582.49	Berekende Reg op koring (R/t)
R/\$ Exchange rate	14.2811	15.2379	15.5716	15.8081	15.8249	R/\$ Wisselkoers
Tariff Gazetted 2016/04/11 (R/t)	R 1 224.30					Tarief gepubliseer 2016/04/11 (R/t)

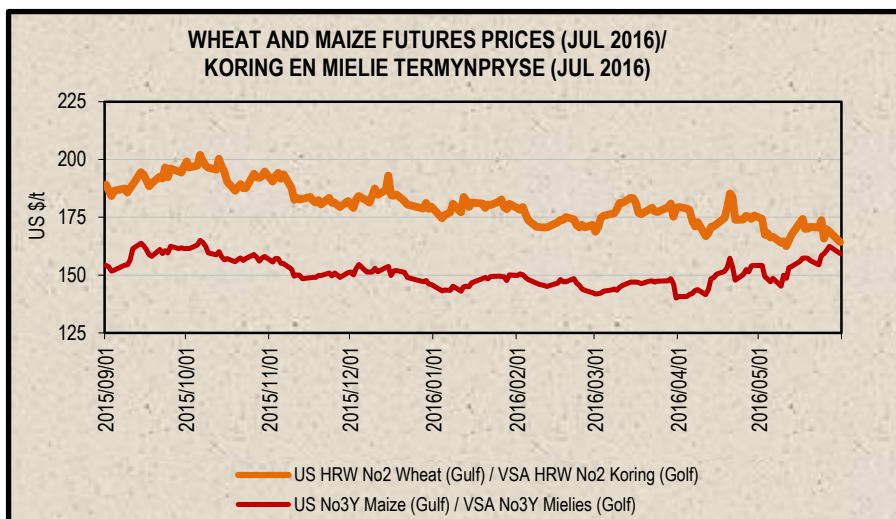
7. PRICES – INTERNATIONAL (US\$/t)

7. PRYSE - INTERNASIONAAL (VSA\$/t)

FOB (US\$/t)	Export Quotations/ Uitvoerkwotasie (b)(e)(f)				VAB (VSA\$/t)
	2016/05/31	2016/05/24	2016/05/17	2016/05/10	
US No 2 HRW Wheat (Gulf)	194.00	192.00	196.00	192.00	VSA No 2 HRW Koring (Golf)
US DNS Wheat 14% PNW	230.00	230.00	235.00	229.00	VSA DNS Koring 14% PNW
Argentine Wheat (Up River)	205.00	202.00	203.00	200.00	Argentynse Koring (Up River)
EC (France) Wheat (grade 1)	177.00	173.00	177.00	174.00	EU (Frankryk) Koring (graad 1)
EC (Germany) B Quality Wheat	186.00	183.00	190.00	187.00	EU (Duitsland) B Kwaliteit Koring
Black Sea Milling Wheat	191.00	193.00	195.00	195.00	Swart See Maalkoring
US No 3Y Maize (Gulf)	179.00	176.00	176.00	170.00	VSA No3Y Mielies (Golf)
Argentine Maize (Up River)	199.00	192.00	190.00	179.00	Argentynse Mielies (Up River)
US Sorghum (Gulf)	195.00	192.00	184.00	176.00	VSA Sorghum (Golf)
Argentine Sorghum (Up River)	169.00	164.00	164.00	159.00	Argentynse Sorghum (Up River)
US Soybeans (Gulf)	413.00	403.00	410.00	410.00	VSA Sojabone (Gulf)
Argentine Soybeans (Up River)	411.00	400.00	409.00	406.00	Argentynse Sojabone (Up River)
Canadian Canola	419.00	425.00	432.00	442.00	Kanadese Canola
Argentine Groundnuts Runners 40/50	1179.00	1159.00	1139.00	1125.00	Argentynse Grondbone 40/50 Runners
US Groundnuts Runners 40/50 shelled	1119.00	1119.00	1119.00	1080.00	VSA Grondbone 40/50 Runners uitgedop
Australian Malting Barley (Gairdner Malt)	248.00	247.00	253.00	252.00	Australiese Moutgars (Gairdner Malt)



Futures prices (US\$/t) / Termynpryse (VSA\$/t) (c)(d) (2016/05/31)							
Commodity	Jul-16	Sep-16	Dec-16	Mar-17	May-17	Jul-17	Kommoditeit
US No3 Yellow maize	159.28	160.07	160.78	163.46	164.80	165.90	VSA No3 Geelmielies
US No2 HRW wheat	164.32	170.34	179.01	185.04	188.71	191.58	VSA No2 HRW koring
US Soybeans	396.24	391.03	n/a	378.90	377.43	377.50	VSA Sojabone



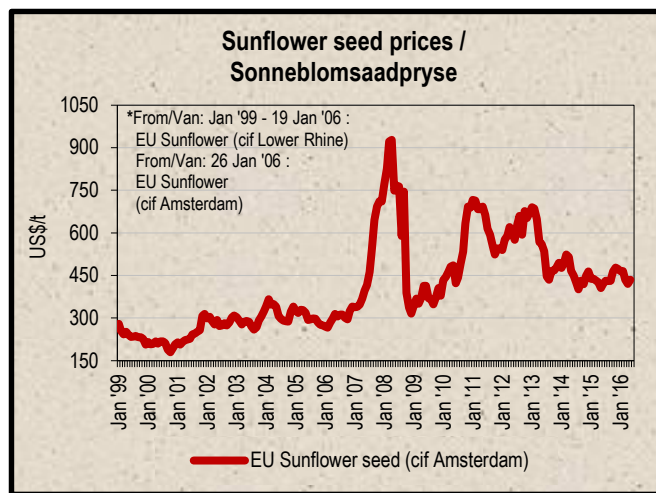
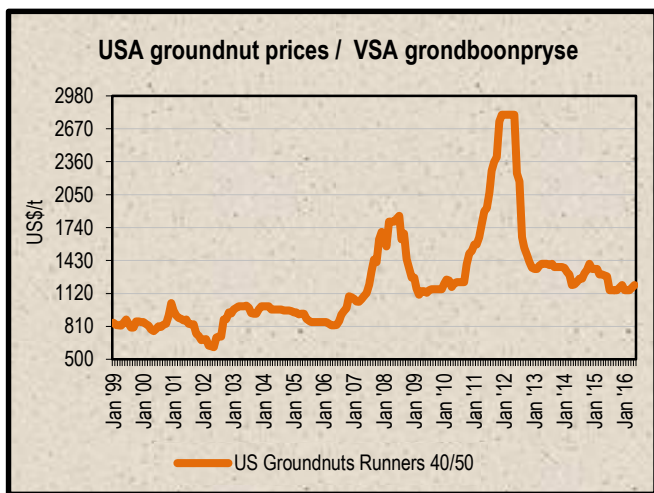
8. LOWEST REPRESENTATIVE ASKING PRICES
(US\$/t)(e)(f) (Prices of previous week)

8. LAAGSTE VERTEENWOORDIGENDE PRYSE GEVRA
Pryse van vorige week) (VSA\$/t) (e)(f)

US\$/t	2016/05/26	2016/05/19	Change/ Verandering	VSA\$/t
Soybeans, Brazil, c.i.f. Rotterdam	445	437	1.8%	Sojabone, Brasilië, k.a.v. Rotterdam
Groundnuts, US Runners 40/50*	1200	1200	0.0%	Grondbone, VSA Runners 40/50*
Groundnuts, Argentine Runners 40/50*	1260	1240	1.6%	Grondbone, Argentynse Runners 40/50*
Groundnut-oil, c.i.f. Rotterdam	n/a	n/a	n/a	Grondboon-olie, k.a.v. Rotterdam
Sunflower seed, EU c.i.f. Amsterdam	430	435	-1.1%	Sonneblomsaad, EU k.a.v. Amsterdam
Sunflower-oil, EU (fob) N.W. Europe	865	865	0.0%	Sonneblom-olie, EU (vab) N.W. Eur.
Rapeseed, Europe, 00, c.i.f. Hamburg	413	409	1.0%	Raapsaad, Europa, 00, k.a.v. Hamburg

* Shelled, c.i.f. Rotterdam

* Uitgedop k a v Rotterdam



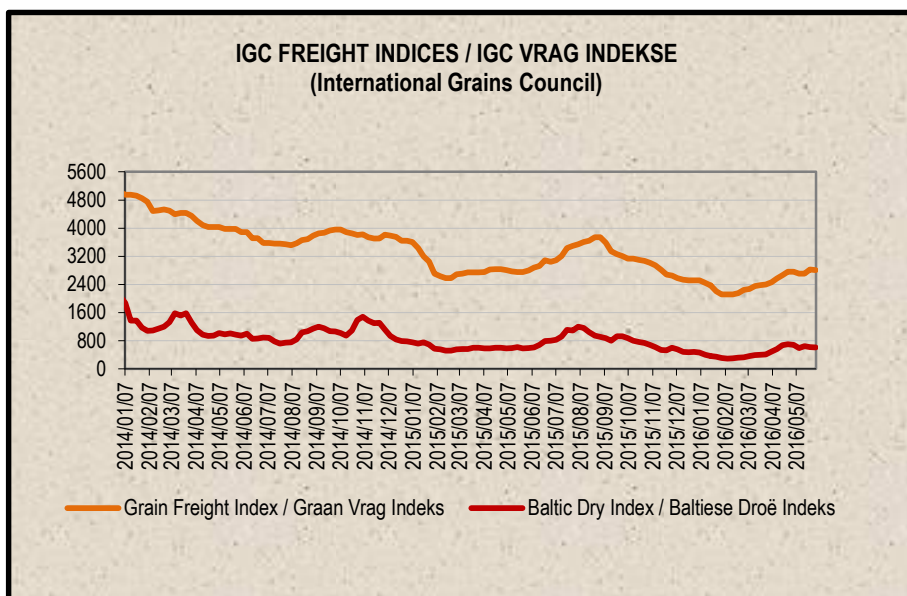
9. IGC FREIGHT INDICES (b)

9. IGC VRAG INDEKSE (b)

IGC FREIGHT INDICES / IGC VRAG INDEKSE							
	2016/04/26	2016/05/03	2016/05/10	2016/05/17	2016/05/24	2016/05/31	
Grain Freight Index*	2760	2760	2711	2711	2828	2809	Graan Vrag Indeks*
Baltic Dry Index	704	682	594	643	618	612	Baltiese Droë Indeks

* IGC Grain Freight Index represents 15 major grain routes, including five from the United States of America, and two each from other main exporting nations (including Argentina, Black Sea, Europe and Canada); with base an average of the four weeks ending 11 May 2005 = 6000. The updated indices will be available on Thursdays on SAGIS' website.

* IGC Graan Vrag Indeks verteenwoordig 15 hoof graanroetes, insluitende vyf vanaf die Verenigde State van Amerika, en twee elk van ander hoof uitvoermasies (insluitende Argentinië, Swart See, Europa en Kanada); met basis 'n gemiddeld van die vier weke geëindig 11 Mei 2005 = 6000. Die opgedateerde indekse sal Donderdae op SAGIS se webwerf beskikbaar.



INVOERPARITEITPRYSE VAN SOMERGRANE (BTW UITGESLT)			2016/06/02		IMPORT PARITY PRICES OF SUMMER GRAINS (VAT EXCL)		
ITEM	Nota/ Note	Mielies/Maize	Mielies/Maize	Sorghum	Sorghum	Sorghum	ITEM
		VSA/ USA Golf/Gulf (no.3Y)	Argentynse/ Argentine Up River	VSA/ USA Golf/Gulf	Argentynse/ Argentine Up River	Australiese/ Australian Brisbane	
		\$/t	\$/t	\$/t	\$/t	\$/t	
Internasionale VAB pryse	a	179.00	199.00	195.00	169.00	206.00	International FOB prices
Vraggeld	b	26.00	17.00	26.00	17.00	12.00	Freight Rates
Assuransie (0.3% van VAB)		0.54	0.60	0.59	0.51	0.62	Insurance (0.3% of FOB)
1 KOSTE, ASSURANSIE EN VRAG (KAV) \$/T		205.54	216.60	221.59	186.51	218.62	1 COST, INSURANCE AND FREIGHT (CIF) \$/T
<i>Omskakel na R/t</i>							<i>Converted to R/t</i>
R/\$ Wisselkoers op: 2016/05/31		15.8249	15.8249	15.8249	15.8249	15.8249	R/\$ Exchange rate on: 2016/05/31
2 KOSTE, ASSURANSIE EN VRAG (KAV) R/t		3252.65	3427.67	3506.64	2951.50	3459.64	2 COST, INSURANCE AND FREIGHT (CIF) R/t
Finansieringskoste	c	28.07	29.58	30.26	25.47	29.86	Financing cost
3 KOSTE, ASSURANSIE, VRAG EN FINANSIERING R/t		3280.72	3457.25	3536.90	2976.97	3489.50	3 COST, INSURANCE, FREIGHT AND FINANCING R/t
Aflaaiikoste:	d, e			146.54	146.54	146.54	Discharging cost:
- Kaapstad		114.64	114.64	n/a	n/a	n/a	- Cape Town
- Durban		151.64	151.64	158.90	158.90	158.90	- Durban
Invoertarief	f	0.00	0.00	92.58	80.23	97.80	Import Tariff
4 VRY OP SPOOR (VOS) R/t							4 FREE ON RAIL (FOR) R/t
- Kaapstad		3395.36	3571.89	n/a	n/a	n/a	- Cape Town
- Durban		3432.36	3608.89	3776.02	3203.74	3733.84	- Durban
Spoorvragkoste	g						Railage cost
- Durban na Randfontein		246.10	246.10	246.10	246.10	246.10	- Durban to Randfontein
5 GELEWER:							5 DELIVERED:
- Durban na Randfontein R/ton		3678.46	3854.99	4022.12	3449.84	3979.94	- Durban to Randfontein R/ton

Notas/Notes:

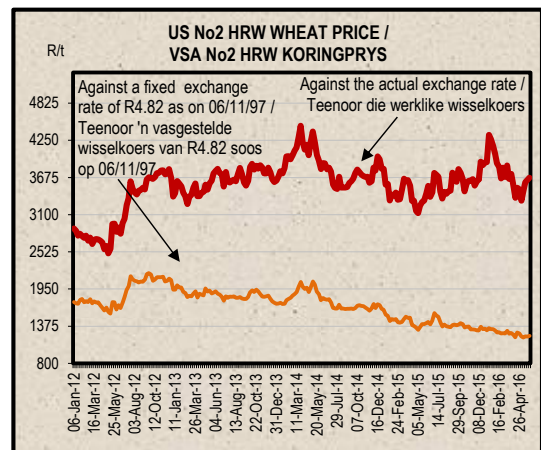
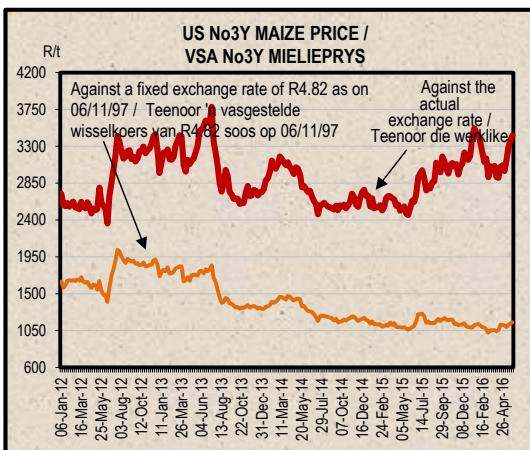
- a Bron van pryse en vraggeld : IGC GMI 2016/05/31
Source of prices and freight rates: IGC GMI

Termyn / Term	US\$/ton (VAB/FOB)	Vraggeld/Freight Rate:	US\$/ton
Mielies/Maize: VSA/USA (Golf/Gulf No.3Y)	179.00	US Golf / Gulf	26.00
Mielies/Maize: Argentinië/Argentina (Up River)	199.00	Argentinië / Argentina	17.00
Sorghum: VSA/USA (Golf / Gulf Milo)	195.00	Australië/Australia	12.00
Sorghum: Argentinië/Argentina (Up River)	169.00		
Sorghum: Australië/Australia (Brisbane)	206.00		

- b Vraggeld: bereken vir vragte van +/- 20 000 - 30 000t / Freight rates: calculated for freights of +/- 20 000 - 30 000t
- c Finansieringskoste: 30 000t @ KAV @ primakoers vir 30 dae. Bron/Source: SARB 10.50% 2016/03/18
Financing cost: 30 000t @ CIF @ prime rate for 30 days.

	Mielies/Maize:	Sorghum
Kaapstad / Cape Town:	114.64	n/a
Durban:	151.64	158.90

- d Aflaaiikoste / Discharging costs (R/ton):
Bron / Source: Hull Blyth
- e Ingesluit: Kaaigelde, hantering, kaaibesig, agente/dokumentasie, logistiek & opnames (inspeksie van skeepsvrag) /
Included: Wharfage, handling, wharf supervision, agent/documentation, logistic & survey (inspection of shipload).
Uitgesluit: Gesondheidsinspeksie, skeepsagentskapfooi, strookbelsingsfooi vir GMO, obergingskoste asook BTW en invoerbelasting /
Excluded: Health inspection fee, Ship agency fee, strip testing fees for GMO, storage costs as well as VAT and import duty.
N.B: Slegs 'n aanduiding, aangesien koste van opname beding kan word / N.B: Indication only, as cost of survey can be negotiated.
- f Invoertarief / Import Tariff
Mielies/Maize = Vry / Free
Sorghum = 3% op VAB / on FOB
- g Neem asb. kennis dat 'n verandering in Spoornet se spoorvrag op 1 April 2016 plaasgevind het na R246.10.
Please take note that there was a change in Spoornet railage cost on 1 April 2016 to R246.10.



11. IMPORT PARITY PRICES – WINTER CEREALS (b)

11. INVOERPARITEITPARYSE - WINTERGRANE (b)

INVOERPARITEITPARYSE VAN WINTERGRANE (BTW UITGESLT)			2016/06/02				IMPORT PARITY PRICES OF WINTER CEREALS (VAT EXCL)		
ITEM	Nota / Note	Koring/Wheat	Koring/Wheat	Koring/Wheat	Koring/Wheat	Gars/Barley	Gars/Barley	ITEM	
		VSA/ USA Golf/Gulf	VSA/ USA PNW	Argentynse/ Argentine Up River	EU Duitsland/ Germany	Australiese/ Australian Adelaide	Fransé/ French Rouen		
		HRW	DNS	Trigo Pan	B kwaliteit/ quality	Mout/Maltin g	Mout/Maltin g		
Internasionale VAB pryse	a	\$/t	\$/t	\$/t	\$/t	\$/t	\$/t	International FOB prices	
Vraggeld	b	194.00	230.00	205.00	186.00	248.00	193.00	Freight Rates	
Assuransie (0.3% van VAB)		26.00	26.00	17.00	18.00	13.00	19.00	Insurance (0.3% of FOB)	
1 KOSTE, ASSURANSIE EN VRAG (KAV) \$/T		0.58	0.69	0.62	0.56	0.74	0.58	1 COST, INSURANCE AND FREIGHT (CIF) \$/T	
<i>Omskakel na R/t</i>		220.58	256.69	222.62	204.56	261.74	212.58	<i>Converted to R/t</i>	
R/\$ Wisselkoers op: 2016/05/31		15.8249	15.8249	15.8249	15.8249	15.8249	15.8249	R/\$ Exchange rate on: 2016/05/31	
2 KOSTE, ASSURANSIE EN VRAG (KAV) R/t		R/t	R/t	R/t	R/t	R/t	R/t	2 COST, INSURANCE AND FREIGHT (CIF) R/t	
		3490.66	4062.09	3522.94	3237.14	4142.01	3364.06		
Finansieringskoste	c	30.12	35.06	30.40	27.94	35.75	29.03	Financing cost	
3 KOSTE, ASSURANSIE, VRAG EN FINANSIERING R/t		3520.78	4097.15	3553.34	3265.08	4177.76	3393.09	3 COST, INSURANCE, FREIGHT AND FINANCING R/t	
Aflaaiikoste	d, e							Discharging cost	
3.1 Kaapstad (Hoofsaaklik kaaihyskraan metode)		114.64	114.64	114.64	114.64	146.60	146.60	3.1 Cape Town (Mainly shore cranes method)	
3.2 Durban (Hoofsaaklik suig-in-silo metode)		151.64	151.64	151.64	151.64	158.90	158.90	3.2 Durban (Mainly suction into silo method)	
Invoertarif op koring	f	1224.30	1224.30	1224.30	1224.30	0.00	0.00	Import Tariff on wheat	
4 VRY OP SPOOR (VOS) R/t								4 FREE ON RAIL (FOR) R/t	
4.1 Kaapstadhawe		4859.72	5436.09	4892.28	4604.02	4324.36	3539.69	4.1 Cape Town Harbour	
4.2 Durbanhawe		4896.72	5473.09	4929.28	4641.02	4336.66	3551.99	4.2 Durban Harbour	
Spoorvragkoste	g							Railage cost	
- Kaapstad na Paarl		85.60	85.60	85.60	85.60	n/a	n/a	- Cape Town to Paarl	
- Durban na Randfontein		246.10	246.10	246.10	246.10	246.10	246.10	- Durban to Randfontein	
5 GELEWER:								5 DELIVERED:	
- Kaapstad na Paarl R/ton		4945.32	5521.69	4977.88	4689.62	n/a	n/a	- Cape Town to Paarl R/ton	
- Durban na Randfontein R/ton		5142.82	5719.19	5175.38	4887.12	4582.76	3798.09	- Durban to Randfontein R/ton	

Notas/Notes: 2016/05/31

a Bron van pryse en vraggeld : IGC GMI
Source of prices and freight rates: IGC GMI

Termyn / Term	VAB/FOB US\$/ton	Vraggeld / Freight Rate: US\$/ton	Gars/Barley = US\$ + 1
Koring/Wheat: HRW No 2 (Hard Red Winter) Golf / Gulf	Jun 2016 194.00	US (Golf / Gulf) 26.00	
Koring/Wheat: DNS 14% No 2 (Dark Northern Spring) Golf / Gulf	Jun 2016 230.00	Argentinië / Argentine (Upriver) 17.00	
Koring/Wheat: Argentinië / Argentine (Up River) Trigo Pan	Jun 2016 205.00	EEC (Bordeaux Hamburg) 18.00	19.00
Koring/Wheat: EU (Duitsland / Germany) B kwaliteit / quality	Jun 2016 186.00	Australië / Australia (Eastern) 12.00	13.00
Gars/Barley: Australiese moutgars/Australian malting barley (Adelaide)	Jun 2016 248.00		
Gars/Barley: Franse moutgars/French malting barley (Rouen)	Jun 2016 193.00		

b Vraggeld: bereken vir vragte van +/- 20 000 - 30 000t. / Freight rates: calculated for freights of +/- 20 000 - 30 000t.

c Finansieringskoste: 30 000t @ KAV @ primakoers vir 30 dae. Bron/Source: SARB 10.50% 2016/03/18
Financing cost: 30 000t @ CIF @ prime rate for 30 days.

d Aflaaiikoste / Discharging cost (R/ton):

	Koring/Wheat	Gars/Barley:
Kaapstad / Cape Town:	114.64	146.60
Durban:	151.64	158.90

Bron / Source: Hull Blyth

e Ingesluit: Kaagelde, hantering, kaaiëbesig, agente/dokumentasie, logistiek & opnames (inspeksie van skeepsvrag).
Included: Wharfage, handling, wharf supervision, agent/documentation, logistic & survey (inspection of shipload).
Uitgesluit: Gesondheidsinspeksie, skeepsagentskapfoei, strookbetsingsfoei vir GMO, obergingskoste asook BTW en invoerbelasting.
Excluded: Health inspection fee, Ship agency fee, strip testing fees for GMO, storage costs as well as VAT and import duty.
N.B: Slegs 'n aanduiding, aangiesien koste van opname beding kan word / N.B: Indication only, as cost of survey can be negotiated.

f Invoertarif / Import Tariff:
Koring/Wheat = R1224.30 p/ton
Gars/Barley = Vry/Free

g Neem asb. Kennis dat Spoornet se spoorvrag op 1 April 2016 verander het soos volg:
Kaapstad na Paarl R85.60 en Durban na Randfontein R246.10.
Please take note that on 1 April 2016 Spoornet railage cost changed as follows:
Cape Town to Paarl R85.60 and Durban to Randfontein R246.10.

12. IMPORT PARITY PRICES – OIL SEEDS (b)(e)(f)

12. INVOERPARITEITPRYSE - OLIESADE (b)(e)(f)

INVOERPARITEITPRYSE VAN OLIESADE (BTW UITGESLT)			2016/06/02						IMPORT PARITY PRICES OF OIL SEEDS (VAT EXCL)	
ITEM	Nota/ Note	Sojabone/ Soybeans	Sojabone/ Soybeans	Sojabone/ Soybeans	Sonneblom/ Sunflower	Canola	Grondbone/ Groundnuts	Grondbone/ Groundnuts	ITEM	
		VSA/ USA Golf/Gulf	Argentynse/ Argentine Up River	Brazilië/ Brazil Paranagua	EU Franse/ French Bordeaux	Kanadese/ Canadian Vancouver	Argentynse/ Argentine Raw Runners 40/50	VSA/ USA Raw Runners 40/50		
		\$/t	\$/t	\$/t	\$/t	\$/t	\$/t	\$/t		
Internasionale VAB pryse	a	413.00	411.00	422.00	433.00	419.00	1179.00 *	1119.00 *	International FOB prices	
Vraggeld	b	26.00	17.00	17.00	18.00	27.00	81.00	26.00	Freight Rates	
Assuransie (0.3% van VAB)		1.24	1.23	1.27	1.30	1.26	3.54	3.36	Insurance (0.3% of FOB)	
1 KOSTE, ASSURANSIE EN VRAG (KAV) \$/T Omskakel na R/t R/\$ Wisselkoers op: 2016/05/31		440.24	429.23	440.27	452.30	447.26	1263.54	1148.36	1 COST, INSURANCE AND FREIGHT (CIF) \$/T Converted to R/t R/\$ Exchange rate on: 2016/05/31	
2 KOSTE, ASSURANSIE EN VRAG (KAV) R/t		15.8249 R/t	15.8249 R/t	15.8249 R/t	15.8249 R/t	15.8249 R/t	15.8249 R/t	15.8249 R/t	2 COST, INSURANCE AND FREIGHT (CIF) R/t	
3 KOSTE, ASSURANSIE, VRAG EN FINANSIERING R/t	c	6966.75	6792.52	6967.23	7157.60	7077.84	19995.39	18172.68	Financing cost	
Finansieringskoste		60.12	58.62	60.13	61.77	61.08	172.56	156.83	3 COST, INSURANCE, FREIGHT AND FINANCING R/t	
4 VRY OP SPOOR (VOS) R/t Durban	d, e f	7026.87	6851.14	7027.36	7219.37	7138.92	20167.95	18329.51	Discharging cost Durban	
Aflaaikoste: Durban		158.90	158.90	158.90	249.15	158.90	531.14	531.14	Import Tariff:	
Invoertarief:		522.85	520.32	534.25	0.00	663.06	1865.76	1770.81	4 FREE ON RAIL (FOR) R/t Durban	
5 GELEWER: - Durban na Randfontein R/ton	g	7708.62	7530.36	7720.51	7468.52	7960.88	22564.85	20631.46	Railage cost - Durban to Randfontein	
		246.10	246.10	246.10	246.10	246.10	-	-	5 DELIVERED: - Durban to Randfontein R/ton	
		7954.72	7776.46	7966.61	7714.62	8206.98	-	-		

Notas/Notes:

a Bron van pryse en vraggeld / Source of prices and freight rates : IGC (GMI), Geogalos Peanut World & Oilw
2016/05/31

Termyn / Term	US\$/ton (VAB/FOB)	Vraggeld/Freight Rate:	US\$/ton
Sojabone/Soybeans: VSA/USA (Golf/Gulf)	413.00	US Golf / Gulf	26.00
Sojabone/Soybeans: Argentinië/Argentina (Up River)	411.00	Argentinië / Argentina	17.00
Sojabone/Soybeans: Brazilië/Brazil (Paranagua)	422.00	EEC (Bordeaux/Hamburg)	18.00
Sonneblom/Sunflower: EU Frankryk/France (Bordeaux)	433.00	Kanada/Canada (North Pacific)	27.00
Canola: Kanada/Canada (Vancouver)	419.00	Grondbone/Groundnuts (ARG)	81.00
Grondbone/Groundnuts: Argentinië/Argentina (Raw Runner 40/50)	1179.00		
Grondbone/Groundnuts: VSA/USA (Runners 40/50)	1119.00		

b Vraggeld: bereken vir vragte van +/- 20 000 - 30 000t. / Freight rates: calculated for freights of +/- 20 000 - 30 000t

c Finansieringskoste: 30 000t @ KAV @ primakoers vir 30 dae. Bron/Source: SARB 10.50% 2016/03/18

Financing cost: 30 000t @ CIF @ prime rate for 30 days.

d Aflaaikoste / Discharging costs (R/ton):

	Sojabone/ Soybeans	Sonneblom/ Sunflower	Canola	Grondbone/ Groundnuts
Bron / Source: Hull Blyth	158.90	249.15	158.9	531.14

e Aflaaikoste / Discharging fees:

Ingesluit: Kaaigelde, hantering, kaaibesig, agente/dokumentasie, logistiek & opnames (inspeksie van skeepsvrag) /

Included: Wharfage, handling, wharf supervision, agent/documentation, logistic & survey (inspection of shipload).

Uitgesluit: Gesondheidsinspeksie-, skeepagentskapfooi, strooktoetsingsfooi vir GMO, opbergingskoste asook BTW en invoerbelasting /

Excluded: Health inspection fee, Ship agency fee, strip testing fees for GMO, storage costs as well as VAT and import duty.

N.B: Slegs 'n aanduiding, aangesien koste van opname beding kan word / N.B: Indication only, as cost of survey can be negotiated.

f Invoertarief / Import Tariff:

Sojabone/Soybeans = 8% op VAB / on FOB

Sonneblom/Sunflower = Vry / Free

Canola = 10% op VAB / on FOB

Grondbone/Groundnuts = 10% op VAB / on FOB

g Neem asb. Kennis dat Spoornet se spoorvrag op 1 April 2016 verander het na R246.10.

Please take note that on 1 April 2016 Spoornet railage cost changed to R246.10.

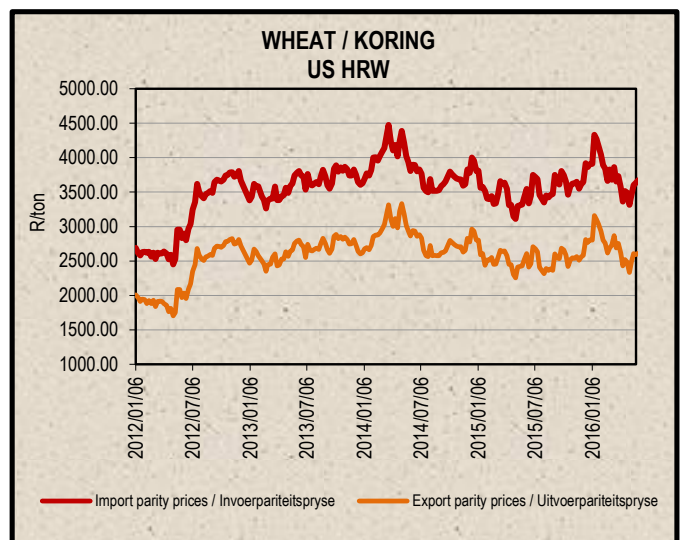
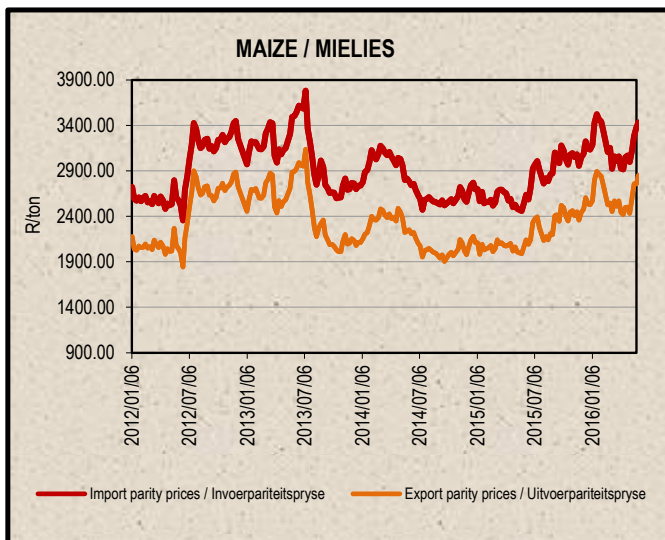
* Kwotasies is k.a.v. pryse. VAB pryse dus berekende pryse (kav minus vraggeld) / Quotes are c.i.f. prices. FOB prices are therefore calculated prices (cif minus freight rates).

13. EXPORT PARITY PRICES (b)

13. UITVOERPARITEITSPRYSE (b)

INDICATIVE EXPORT PARITY PRICES	2016/06/02				AANDUIDENDE UITVOERPARITEITSPRYSE
This is only an example of how an export parity price can be calculated - it can vary according to need	US No3Y Maize/ Mielies Gulf/Golf (b)	US HRW Wheat/Koring Gulf/Golf (b)	US DNS 14% Wheat/Koring PNW (b)	Argentine Raw Runner 40/50 Groundnuts/ Grondbone (f)	Hierdie is slegs 'n voorbeeld van hoe 'n uitvoerpariteitsprys bereken kan word - dit kan varieer volgens behoeftes
	Jun 2016	Jun 2016	Jun 2016	Aug 16	
FOB Gulf value (\$/t)	179.00	194.00	230.00	1179.00	VAB Golfwaarde (\$/t)
Difference in quality and locality of SA ¹ Maize: Plus US\$10 (\$/t) Groundnuts: Less 3,5% of fob value	\$10.00			96,5%	Kwaliteits- en liggingsverskil van SA ¹ Mielies: Plus VSA\$10 (\$/t) Grondbone: Min 3,5% van vab waarde
SA fob price (\$/t)	189.00	194.00	230.00	1137.74	SA vab prys (\$/t)
Exchange rate (1\$=): (2016/05/31)	15.8249	15.8249	15.8249	15.8249	Wisselkoers (1\$=): (2016/05/31)
FOB Gulf value (R/t)	2990.91	3070.03	3639.73	18004.62	VAB Golfwaarde (R/t)
Marketing costs:					Bemerkings koste:
Financing (Prime rate 10.50% - 30 days) (R/t)	25.81	26.49	31.41	155.38	Finansieringskoste (Primakoers 10.50% - 30 dae) (R/t)
Railage: ² Randfontein – Durban harbour	246.10	246.10	246.10	-	Spoorvrag: ² Randfontein – Durbanhawe
Loading costs: (R/t) ³ Durban Harbour (Mainly spout method)	140.40	151.72	151.72	425.01	Oplaaikoste: (R/t) ³ Durbanhawe (Hoofsaaklik tregter metode)
EXPORT REALISASIE (R/t):					UITVOER REALISASIE (R/t):
Randfontein	2578.60	2645.72	3210.50	17424.23	Randfontein

<p><i>Difference in quality and locality of SA (As requested by the industry)</i> As from 14 June 2012, the discount/rebate will no longer be used to calculate the export parity price on US HRW and a new calculation will be added for US DNS, also without the discount/rebate.</p> <p><i>Railage costs:</i> Please take note that on 1 April 2016 Spoornet railage cost changed to R246.10.</p> <p><i>Loading costs, received from Hull Blyth:</i> Included: Cargo dues, handling, wharf supervision, agency/documentation, logistics & surveys (inspection of cargo). Excluded: Ship agent fees, health & PPECB inspections, storage facility & transport costs to storage facility, VAT & duties.</p>	<p>1</p> <p>2</p> <p>3</p>	<p><i>Kwaliteits- en liggingsverskil van SA (Soos deur die bedryf versoek)</i> Vanaf 14 Junie 2012 sal die diskonto/premie nie meer gebruik word by die berekening van die uitvoerpariteitsprys van US HRW nie en 'n nuwe berekening word nou vir US DNS gedoen, ook sonder diskonto/premie.</p> <p><i>Spoorvrag koste:</i> Neem asb. Kennis dat Spoornet se spoorvrag op 1 April 2016 verander het na R246.10.</p> <p><i>Oplaaikoste, ontvang van Hull Blyth:</i> Ingesluit: Kaaigelde, hantering, kaaitoetsig, agente/dokumentasie, logistiek & opnames (inspeksie van skeepsvrag) Uitgesluit: Skeepsagentskaps-, inspeksie-, opbergings- en vervoerkoste na opbergingsfasiliteit, BTW & invoerbelasting.</p>
--	----------------------------	---



14. WEATHER

For local weather, please follow the link below:
www.weathersa.co.za

14. WEER

Vir plaaslike weer, volg asseblief die onderstaande skakel:
www.weathersa.co.za

Sources /Bronne:

(a) = Safex; (b) = International Grains Council; (c) = CBOT; (d) = KCBT;
(e) = Oil World; (f) = Georgalos Peanut World.

* Formula according to ITAC (International Trade Administration Commission of South Africa)/
Formule volgens ITAC (International Trade Administration Commission of South Africa)

SAGIS
Nico Hawkins
General Manager / Hoofbestuurder

Indemnity/Vrywaring: Although everything has been done to ensure the accuracy of the information, neither SAGIS nor any of its directors or employees takes any responsibility for actions or losses that might occur as a result of the usage of this information. / Alhoewel alles gedoen is om te verseker dat die inligting korrek is, aanvaar nie SAGIS of enige van sy direkteure of werknemers verantwoordelikheid vir enige aksies of verliese as gevolg van die inligting wat gebruik is nie.