

**SAGIS WEEKLY BULLETIN / SAGIS WEEKLIKSE BULLETIN**

1. Producer Deliveries (ton):			1. Produsentelewerings (ton):		
Commodity	Latest week/ Jongste week: 02 - 08 July 2016	Total: current marketing year/ Totaal: huidige bemarkingsjaar	Total: same period previous marketing year/ Totaal: selfde periode vorige bemarkingsjaar	Kommoditeit	
White maize	151 188	1 383 393	2 839 655	Witmielies	
Yellow maize	202 888	2 437 266	3 254 917	Geelmielies	
Total: maize	354 076	3 820 659	6 094 572	Totaal: mielies	
Wheat	407	1 392 991	1 692 525	Koring	

2. Imports (ton):			2. Invoere (ton):		
2.1 Imports for RSA			2.1 Invoere vir RSA		
Commodity	Latest week/ Jongste week: 02 - 08 July 2016	Total: current marketing year/ Totaal: huidige bemarkingsjaar	Total: same period previous marketing year/ Totaal: selfde periode vorige bemarkingsjaar	Kommoditeit	
White maize	56 019	78 827	262	Witmielies	
Yellow maize	3 599	275 261	79 851	Geelmielies	
Maize Total	59 618	354 088	80 113	Mielies Totaal	
Wheat	68 775	1 617 117	1 452 486	Koring	

**Origin of imports / Oorsprong van invoere**

White maize/Witmielies	Yellow maize/Geelmielies	Wheat/Koring
Mexico	Argentina	Argentina
USA		Australia
		Canada
		Germany
		Lithuania
		Poland
		Russia
		Ukraine
		USA

2.2 Imports for other countries			2.2 Invoere vir ander lande		
Commodity	Latest week/ Jongste week: 02 - 08 July 2016	Total: current marketing year/ Totaal: huidige bemarkingsjaar	Total: same period previous marketing year/ Totaal: selfde periode vorige bemarkingsjaar	Kommoditeit	
White maize	0	1 093	0	Witmielies	
Yellow maize	0	141	0	Geelmielies	
Maize Total	0	1 234	0	Mielies Totaal	
Wheat	0	176 048	115 767	Koring	

**Origin of imports / Oorsprong van invoere**

White maize/Witmielies	Yellow maize/Geelmielies	Wheat/Koring
USA	Argentina	Argentina
		Australia
		Canada
		Germany
		Lithuania
		Poland
		Russia
		Ukraine

### 3. Exports (ton):

#### 3.1 RSA Exports

Commodity	Latest week/ Jongste week: 02 - 08 July 2016	Total: current marketing year/ Totaal: huidige bemarkingsjaar	Total: same period previous marketing year/ Totaal: selfde periode vorige bemarkingsjaar	Kommoditeit
White maize	6 730	98 967	75 135	Witmielies
Yellow maize	4 405	49 550	31 799	Geelmielies
Maize Total	11 135	148 517	106 934	Mielies Totaal
Wheat	2 102	43 353	235 968	Koring

### 3. Uitvoere (ton):

#### 3.1 RSA Uitvoere

#### Destination of exports / Bestemming van uitvoere

White maize/Witmielies	Yellow maize/Geelmielies	Wheat/Koring
Botswana	Botswana	Botswana
Lesotho	Korea	Lesotho
Mozambique	Lesotho	Mozambique
Namibia	Mozambique	Namibia
Swaziland	Namibia	Swaziland
Zimbabwe	Swaziland	Zambia
	Zimbabwe	Zimbabwe

#### 3.2 Imports for Exports

#### 3.2 Invoere vir Uitvoere

White maize	0	2 091	0	Witmielies
Yellow maize	0	3 081	0	Geelmielies
Maize Total	0	5 172	0	Mielies Totaal
Wheat	2 090	180 774	85 551	Koring

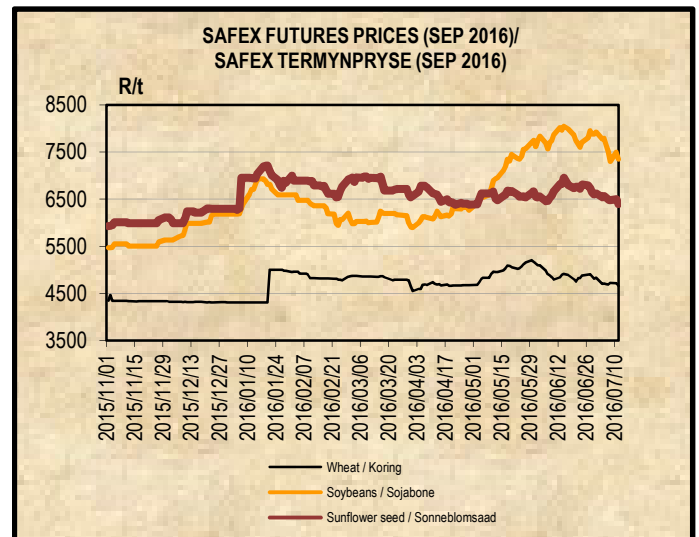
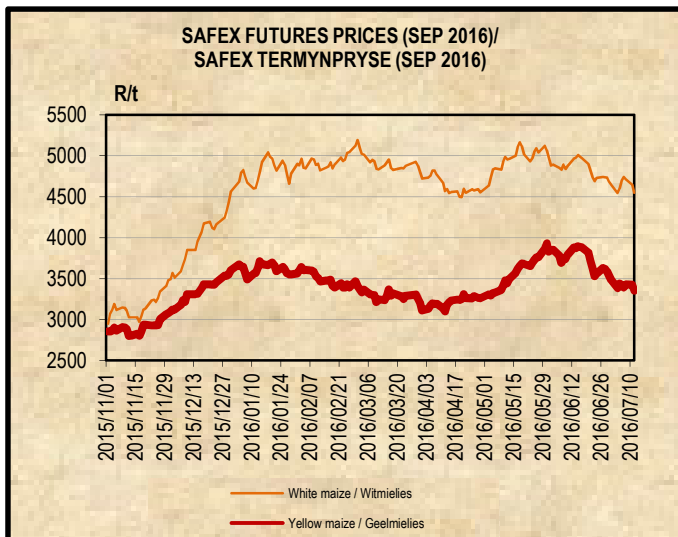
#### Destination of exports / Bestemming van uitvoere

White maize/Witmielies	Yellow maize/Geelmielies	Wheat/Koring
Zimbabwe	Namibia	Botswana
	Swaziland	Lesotho
	Zimbabwe	Swaziland
		Zambia
		Zimbabwe

### 4. DOMESTIC PRICES PER SAFEX (R/t) (a)

### 4. PLAASLIKE PRYSE VOLGENS SAFEX (R/t) (a)

Commodity	Future Prices / Termynpryse (2016/07/12) R/ton					Kommoditeit
	Jul-16	Sep-16	Dec-16	Mar-17	May-17	
White maize	4505.00	4547.00	4586.00	4294.00	3253.00	Witmielies
Yellow maize	3297.00	3353.00	3389.00	3312.00	3101.00	Geelmielies
Wheat	4563.00	4653.00	4568.00	4663.00	n/a	Koring
Sunflower	6285.00	6396.00	6550.00	6515.00	6450.00	Sonneblom
Soybeans	7320.00	7346.00	7378.00	7218.00	6578.00	Sojabone
Sorghum	3549.00	3750.00	3800.00	3800.00	3850.00	Sorghum



**5. IMPORT TARIFF ON MAIZE (b)\*****5. INVOERTARIEF OP MIELIES (b)\***

Derived US No2Y Yellow Maize fob (Gulf) (b)	2016-07-06	2016-07-07	2016-07-08	2016-07-11	2016-07-12	Afgeleide VSA No2Y Geelmielies vab (Golf) (b)
RSA Initial Reference Price	<b>\$110.00</b>					RSA Oorspronklike Verwysingsprys
Base price (\$/t)	117.65	117.65	117.65	117.65	117.65	Basisprys (\$/t)
Daily price (\$/t) (IGC)	169.60	169.60	178.60	175.60	177.60	Daaglikse prys (\$/t) (IGC)
Average of 21 days (\$/t)	186.50	185.31	184.60	183.84	183.03	Gemiddeld van 21 dae (\$/t)
Deviation from base price (\$/t)	-68.85	-67.66	-66.95	-66.19	-65.38	Afwyking van basisprys (\$/t)
Duty on maize (\$/t)	-76.50	-75.31	-74.60	-73.84	-73.03	Reg op mielies (\$/t)
Duty on maize (R/t)	-1143.20	-1124.27	-1113.24	-1100.83	-1085.91	Reg op mielies (R/t)
R/\$ Exchange rate (average of 21 days)	14.9438	14.9285	14.9227	14.9083	14.8693	R/\$ Wisselkoers (gemiddeld van 21 dae)
<b>Tariff Gazetted 2006/12/08</b>	<b>R0.00/t</b>					<b>Tarief gepubliseer 2006/12/08</b>

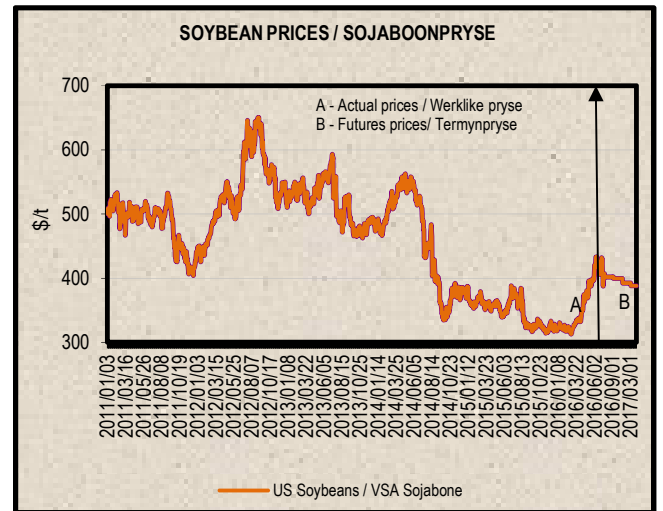
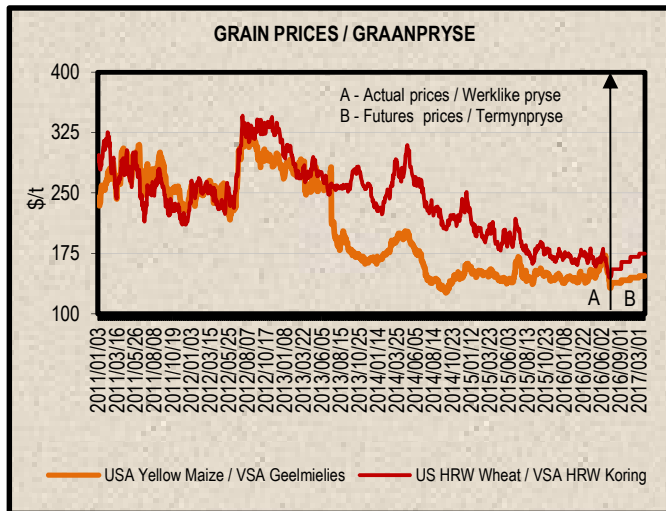
**6. IMPORT TARIFF ON WHEAT (b)\*****6. INVOERTARIEF OP KORING (b)\***

US No2 HRW fob (Gulf)	2016/06/14	2016/06/21	2016/06/28	2016/07/05	2016/07/12	VSA No2 HRW vab (Golf)
RSA Initial Reference Price	<b>\$294.00</b>					RSA Oorspronklike Verwysingsprys
Base price (\$/t)	193.33	193.33	193.33	193.33	193.33	Basis prys (\$/t)
Weekly price (\$/t) (IGC)	202.00	193.00	185.00	184.00	192.00	Weeklikse prys (\$/t) (IGC)
3 Weeks moving average (\$/t)	202.67	202.33	193.33	187.33	187.00	3 Weke skuiwende gemiddeld (\$/t)
Number of weeks that the deviation is more than \$10						Aantal weke wat die afwyking meer as \$10 is
Deviation from base price (\$/t)	-9.34	-9.00	0.00	6.00	6.33	Afwyking van basisprys (\$/t)
Calculated Duty on wheat (\$/t)	91.33	91.67	100.67	106.67	107.00	Berekende Reg op koring (\$/t)
Calculated Duty on wheat (R/t)	1402.92	1353.12	1528.46	1574.25	1532.23	Berekende Reg op koring (R/t)
R/\$ Exchange rate	15.3610	14.7608	15.1829	14.7581	14.3199	R/\$ Wisselkoers
<b>Tariff Gazetted 2016/04/11 (R/t)</b>	<b>R 1 224.30</b>					<b>Tarief gepubliseer 2016/04/11 (R/t)</b>

7. PRICES – INTERNATIONAL (US\$/t)

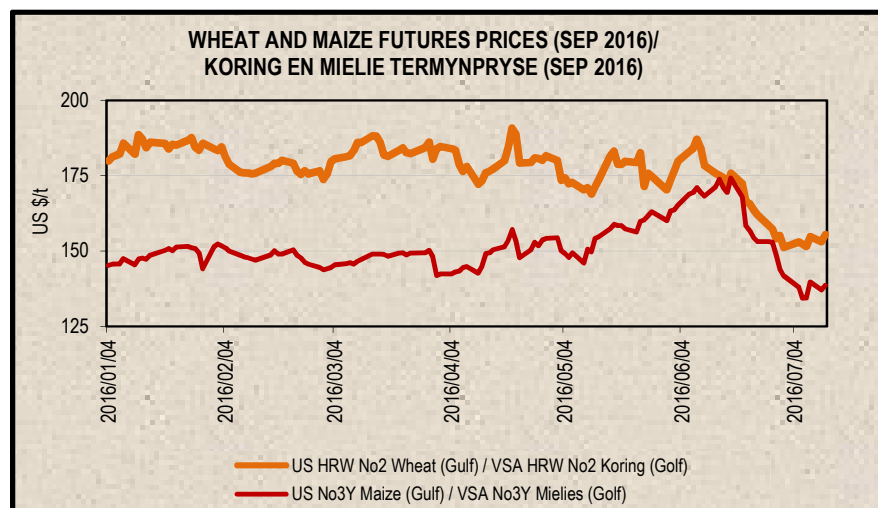
7. PRYSE - INTERNASIONAAL (VSA\$/t)

FOB (US\$/t)	Export Quotations/ Uitvoerkwotasie (b)(e)(f)				VAB (VSA\$/t)
	2016/07/12	2016/07/05	2016/06/28	2016/06/21	
US No 2 HRW Wheat (Gulf)	192.00	184.00	185.00	193.00	VSA No 2 HRW Koring (Golf)
US DNS Wheat 14% PNW	234.00	231.00	228.00	233.00	VSA DNS Koring 14% PNW
Argentine Wheat (Up River)	210.00	210.00	210.00	210.00	Argentynse Koring (Up River)
EC (France) Wheat (grade 1)	184.00	175.00	177.00	185.00	EU (Frankryk) Koring (graad 1)
EC (Germany) B Quality Wheat	183.00	178.00	179.00	187.00	EU (Duitsland) B Kwaliteit Koring
Black Sea Milling Wheat	165.00	169.00	176.00	189.00	Swart See Maalkoring
US No 3Y Maize (Gulf)	176.00	171.00	184.00	186.00	VSA No3Y Mielies (Golf)
Argentine Maize (Up River)	178.00	177.00	187.00	189.00	Argentynse Mielies (Up River)
US Sorghum (Gulf)	177.00	174.00	185.00	187.00	VSA Sorghum (Golf)
Argentine Sorghum (Up River)	148.00	148.00	162.00	165.00	Argentynse Sorghum (Up River)
US Soybeans (Gulf)	444.00	446.00	459.00	446.00	VSA Sojabone (Gulf)
Argentine Soybeans (Up River)	440.00	442.00	443.00	440.00	Argentynse Sojabone (Up River)
Canadian Canola	384.00	393.00	391.00	421.00	Kanadese Canola
Argentine Groundnuts Runners 40/50	1349.00	1319.00	1269.00	1239.00	Argentynse Grondbone 40/50 Runners
US Groundnuts Runners 40/50 shelled	1219.00	1169.00	1169.00	1169.00	VSA Grondbone 40/50 Runners uitgedop
Australian Malting Barley (Gairdner Malt)	250.00	250.00	250.00	250.00	Australiese Moutgars (Gairdner Malt)



Futures prices (US\$/t) / Termynpryse (VSA\$/t) (c)(d) (2016/07/12)

Commodity	Jul-16	Sep-16	Dec-16	Mar-17	May-17	Jul-17	Kommoditeit
US No3 Yellow maize	137.63	138.65	141.80	145.11	147.08	148.89	VSA No3 Geelmielies
US No2 HRW wheat	149.77	155.42	164.68	170.86	174.75	178.35	VSA No2 HRW koring
US Soybeans	406.83	401.46	n/a	392.20	387.87	386.98	VSA Sojabone

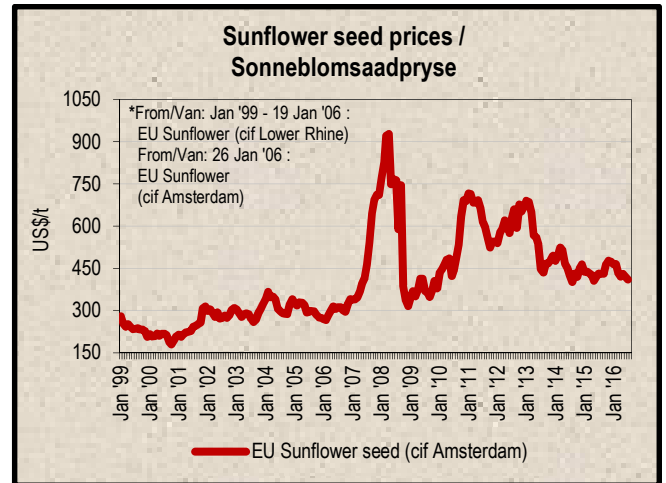
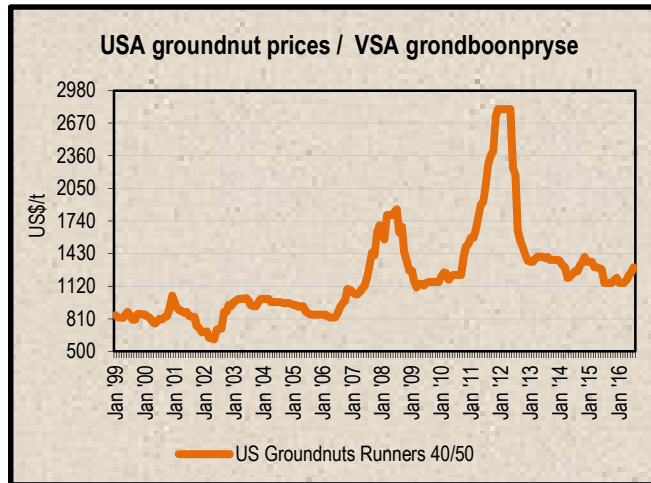


**8. LOWEST REPRESENTATIVE ASKING PRICES**  
(US\$/t)(e)(f) (Prices of previous week)

**8. LAAGSTE VERTEENWOORDIGENDE PRYSE GEVRA**  
Pryse van vorige week (VSA\$/t) (e)(f)

US\$/t	2016/07/07	2016/06/30	Change/ Verandering	VSA\$/t
Soybeans, Brazil, c.i.f. Rotterdam	471	498	-5.4%	Sojabone, Brasilië, k.a.v. Rotterdam
Soybeans, USA, c.i.f. Rotterdam	435	458	-5.0%	Sojabone, VSA, k.a.v. Rotterdam
Groundnuts, USA Runners 40/50*	1300	1250	4.0%	Grondbone, VSA Runners 40/50*
Groundnuts, Argentine Runners 40/50*	1430	1400	2.1%	Grondbone, Argentynse Runners 40/50*
Groundnut-oil, c.i.f. Rotterdam	1670	n/a	n/a	Grondboon-olie, k.a.v. Rotterdam
Sunflower seed, EU c.i.f. Amsterdam	410	420	-2.4%	Sonneblomsaad, EU k.a.v. Amsterdam
Sunflower-oil, EU (fob) N.W. Europe	825	840	-1.8%	Sonneblom-olie, EU (vab) N.W. Eur.
Rapeseed, Europe, 00, c.i.f. Hamburg	384	395	-2.8%	Raapsaad, Europa, 00, k.a.v. Hamburg

\* Shelled, c.i.f. Rotterdam \* Uitgedop k a v Rotterdam



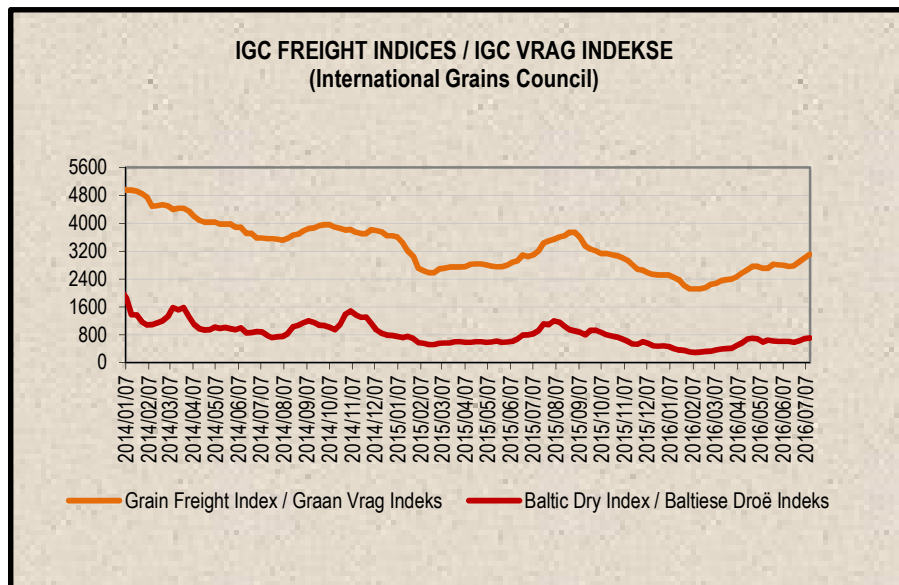
**9. IGC FREIGHT INDICES (b)**

**9. IGC VRAG INDEKSE (b)**

IGC FREIGHT INDICES / IGC VRAG INDEKSE							
	2016/06/07	2016/06/14	2016/06/21	2016/06/28	2016/07/05	2016/07/12	
Grain Freight Index*	2799	2760	2779	2896	3004	3111	Graan Vrag Indeks*
Baltic Dry Index	610	608	580	627	692	711	Baltiese Droë Indeks

\* IGC Grain Freight Index represents 15 major grain routes, including five from the United States of America, and two each from other main exporting nations (including Argentina, Black Sea, Europe and Canada); with base an average of the four weeks ending 11 May 2005 = 6000. The updated indices will be available on Thursdays on SAGIS' website.

\* IGC Graan Vrag Indeks verteenwoordig 15 hoof graanroetes, insluitende vyf vanaf die Verenigde State van Amerika, en twee elk van ander hoof uitvoermasies (insluitende Argentinie, Swart See, Europa en Kanada); met basis 'n gemiddeld van die vier weke geëindig 11 Mei 2005 = 6000. Die opgedateerde indekse sal Donderdae op SAGIS se webwerf beskikbaar



10. IMPORT PARITY PRICES – SUMMER GRAINS (b)

10. INVOERPARITEITPRYSE - SOMERGRANE (b)

INVOERPARITEITPRYSE VAN SOMERGRANE (BTW UITGESLT)			2016/07/14			IMPORT PARITY PRICES OF SUMMER GRAINS (VAT EXCL)		
ITEM	Nota/ Note	Mielies/Maize	Mielies/Maize	Sorghum	Sorghum	Sorghum	ITEM	
		VSA/ USA Golf/Gulf (no.3Y) \$/t	Argentynse/ Argentine Up River \$/t	VSA/ USA Golf/Gulf \$/t	Argentynse/ Argentine Up River \$/t	Australiese/ Australian Brisbane \$/t		
Internasionale VAB pryse	a	176.00	178.00	177.00	148.00	198.00	International FOB prices	
Vraggeld	b	29.00	19.00	29.00	19.00	16.00	Freight Rates	
Assuransie (0.3% van VAB)		0.53	0.53	0.53	0.44	0.59	Insurance (0.3% of FOB)	
1 KOSTE, ASSURANSIE EN VRAG (KAV) \$/T		205.53	197.53	206.53	167.44	214.59	1 COST, INSURANCE AND FREIGHT (CIF) \$/T	
R/\$ Wisselkoers op: 2016/07/12		14.3199	14.3199	14.3199	14.3199	14.3199	R/\$ Exchange rate on: 2016/07/12	
2 KOSTE, ASSURANSIE EN VRAG (KAV) R/t		2943.17	2828.61	2957.49	2397.72	3072.91	2 COST, INSURANCE AND FREIGHT (CIF) R/t	
Finansieringskoste	c	25.40	24.41	25.52	20.69	26.52	Financing cost	
3 KOSTE, ASSURANSIE, VRAG EN FINANSIERING R/t		2968.57	2853.02	2983.01	2418.41	3099.43	3 COST, INSURANCE, FREIGHT AND FINANCING R/t	
Aflaaiikoste:	d, e			146.54	146.54	146.54	Discharging cost:	
- Kaapstad		122.93	122.93	n/a	n/a	n/a	- Cape Town	
- Durban		163.11	163.11	170.37	170.37	170.37	- Durban	
Invoertarif	f	0.00	0.00	76.04	63.58	85.06	Import Tariff	
4 VRY OP SPOOR (VOS) R/t		3091.50	2975.95	n/a	n/a	n/a	4 FREE ON RAIL (FOR) R/t	
- Kaapstad		3131.68	3016.13	3205.59	2628.53	3331.03	- Cape Town	
- Durban							- Durban	
Spoorvragkoste	g	246.10	246.10	246.10	246.10	246.10	Railage cost	
- Durban na Randfontein							- Durban to Randfontein	
<b>5 GELEWER:</b>							<b>5 DELIVERED:</b>	
- Durban na Randfontein R/ton		<b>3377.78</b>	<b>3262.23</b>	<b>3451.69</b>	<b>2874.63</b>	<b>3577.13</b>	- Durban to Randfontein R/ton	

Notas/Notes:

a Bron van pryse en vraggeld : IGC GMI  
Source of prices and freight rates: IGC GMI

2016/07/12

Termyn / Term	US\$/ton (VAB/FOB)	Vraggeld/Freight Rate:	US\$/ton
Aug 2016	176.00	US Golf / Gulf	29.00
Jul 2016	178.00	Argentinië / Argentina	19.00
Aug 2016	177.00	Australië/Australia	16.00
Jul 2016	148.00		
Jul 2016	198.00		

b Vraggeld: bereken vir vrage van +/- 20 000 - 30 000t / Freight rates: calculated for freights of +/- 20 000 - 30 000t

c Finansieringskoste: 30 000t @ KAV @ primakoers vir 30 dae. Bron/Source: SARB 10.50% 2016/03/18  
Financing cost: 30 000t @ CIF @ prime rate for 30 days.

d Aflaaiikoste / Discharging costs (R/ton):

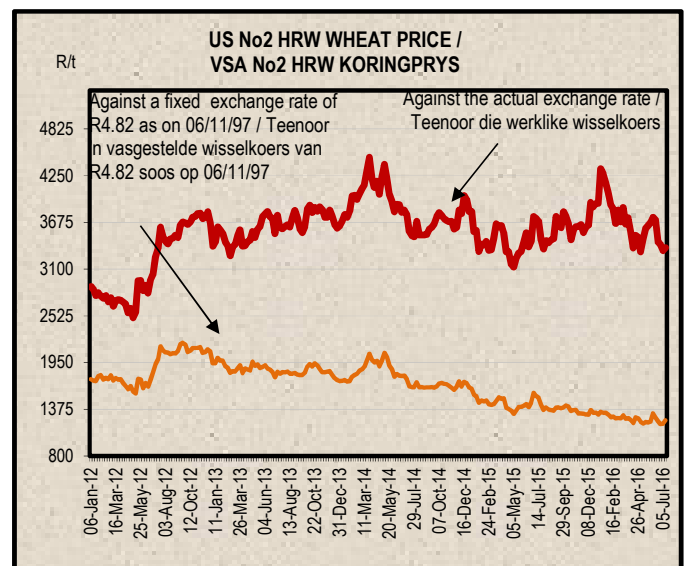
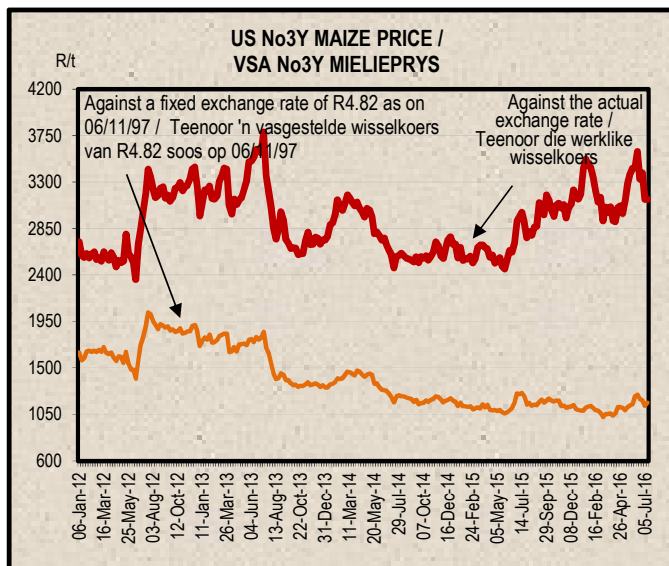
	Mielies/Maize:	Sorghum
Kaapstad / Cape Town:	122.93	n/a
Durban:	163.11	170.37

Bron / Source: Hull Blyth

e Ingesluit: Kaai gelde, hantering, kaaibesig, agente/dokumentasie, logistiek & opnames (inspeksie van skeepsvrag) / Included: Wharfage, handling, wharf supervision, agent/documentation, logistic & survey (inspection of shipload).  
Uitgesluit: Gesondheidsinspeksie-, skeepsagentskapfooi, strookbetsingsfooi vir GMO, obergingskoste asook BTW en invoerbelasting / Excluded: Health inspection fee, Ship agency fee, strip testing fees for GMO, storage costs as well as VAT and import duty.  
N.B: Slegs 'n aanduiding, aangesien koste van opname beding kan word / N.B: Indication only, as cost of survey can be negotiated.

f Invoertarif / Import Tariff  
Mielies/Maize = Vry / Free  
Sorghum = 3% op VAB / on FOB

g Neem asb. kennis dat 'n verandering in Spoorwet se spoorvrag op 1 April 2016 plaasgevind het na R246.10.  
Please take note that there was a change in Spoorwet railage cost on 1 April 2016 to R246.10.



11. IMPORT PARITY PRICES – WINTER CEREALS (b)

11. INVOERPARITEITPRYS - WINTERGRANE (b)

INVOERPARITEITPRYS VAN WINTERGRANE (BTW UITGESLT)			2016/07/14				IMPORT PARITY PRICES OF WINTER CEREALS (VAT EXCL)		
ITEM	Nota/ Note	Koring/Wheat	Koring/Wheat	Koring/Wheat	Koring/Wheat	Gars/Barley	Gars/Barley	ITEM	
		VSA/ USA Golf/Gulf  HRW	VSA/ USA PNW  DNS	Argentynse/ Argentine Up River  Trigo Pan	EU Duitsland/ Germany  B kwaliteit/ quality	Australiese/ Australian Adelaide  Mout/Malting	Franse/ French Rouen  Mout/Malting		
Internasionale VAB pryse	a	192.00	234.00	210.00	183.00	250.00	212.00	International FOB prices	
Vraggeld	b	29.00	29.00	19.00	20.00	17.00	21.00	Freight Rates	
Assuransie (0.3% van VAB)		0.58	0.70	0.63	0.55	0.75	0.64	Insurance (0.3% of FOB)	
1 KOSTE, ASSURANSIE EN VRAG (KAV) \$/T		221.58	263.70	229.63	203.55	267.75	233.64	1 COST, INSURANCE AND FREIGHT (CIF) \$/T	
<i>Omskakel na R/t</i>								<i>Converted to R/t</i>	
R/\$ Wisselkoers op: 2016/07/12		14.3199	14.3199	14.3199	14.3199	14.3199	14.3199	R/\$ Exchange rate on: 2016/07/12	
2 KOSTE, ASSURANSIE EN VRAG (KAV) R/t		3173.00	3776.16	3288.28	2914.82	3834.15	3345.70	2 COST, INSURANCE AND FREIGHT (CIF) R/t	
Finansieringskoste	c	27.38	32.59	28.38	25.16	33.09	28.87	Financing cost	
3 KOSTE, ASSURANSIE, VRAG EN FINANSIERING R/t		3200.38	3808.75	3316.66	2939.98	3867.24	3374.57	3 COST, INSURANCE, FREIGHT AND FINANCING R/t	
Afblaikoste	d, e							Discharging cost	
3.1 Kaapstad (Hoofsaaklik kaaihykraan metode)		124.02	124.02	124.02	124.02	157.11	157.11	3.1 Cape Town (Mainly shore cranes method)	
3.2 Durban (Hoofsaaklik suig-in-silo metode)		163.11	163.11	163.11	163.11	170.37	170.37	3.2 Durban (Mainly suction into silo method)	
Invoertarief op koring	f	1224.30	1224.30	1224.30	1224.30	0.00	0.00	Import Tariff on wheat	
4 VRY OP SPOOR (VOS) R/t								4 FREE ON RAIL (FOR) R/t	
4.1 Kaapstadhawe		4548.70	5157.07	4664.98	4288.30	4024.35	3531.68	4.1 Cape Town Harbour	
4.2 Durbanhawe		4587.79	5196.16	4704.07	4327.39	4037.61	3544.94	4.2 Durban Harbour	
Spoornragkoste	g							Railage cost	
- Kaapstad na Paarl		85.60	85.60	85.60	85.60	n/a	n/a	- Cape Town to Paarl	
- Durban na Randfontein		246.10	246.10	246.10	246.10	246.10	246.10	- Durban to Randfontein	
<b>5 GELEWER:</b>								<b>5 DELIVERED:</b>	
- Kaapstad na Paarl R/ton		4634.30	5242.67	4750.58	4373.90	n/a	n/a	- Cape Town to Paarl R/ton	
- Durban na Randfontein R/ton		4833.89	5442.26	4950.17	4573.49	4283.71	3791.04	- Durban to Randfontein R/ton	

Notas/Notes: 2016/07/12

a Bron van pryse en vraggeld : IGC GMI  
Source of prices and freight rates: IGC GMI

Termyn / Term	VAB/FOB		Vraggeld / Freight Rate:	US\$/ton	Gars/Barley = US\$ + 1
	US\$/ton	US (Golf / Gulf)			
Aug 2016	192.00	234.00	US (Golf / Gulf)	29.00	
Aug 2016	234.00	210.00	Argentinie / Argentine (Upriver)	19.00	
Jul 2016	210.00	183.00	EEC (Bordeaux Hamburg)	20.00	21.00
Jul 2016	183.00	250.00	Australie / Australia (Eastern)	16.00	17.00
Jul 2016	250.00	212.00			
Jul 2016	212.00				

b Vraggeld: bereken vir vragte van +/- 20 000 - 30 000t / Freight rates: calculated for freights of +/- 20 000 - 30 000t

c Finansieringskoste: 30 000t @ KAV @ primakoers vir 30 dae. Bron/Source: SARB 10.50% 2016/03/18  
Financing cost: 30 000t @ CIF @ prime rate for 30 days.

d Afblaikoste / Discharging cost (R/ton):

	Koring/Wheat	Gars/Barley:
Kaapstad / Cape Town:	124.02	157.11
Durban:	163.11	170.37

Bron / Source: Hull Blyth

e Ingesluit: Kaagelde, hantering, kaaitesig, agente/dokumentasie, logistiek & opnames (inspeksie van skeepsvrag).  
Included: Wharfage, handling, wharf supervision, agent/documentation, logistic & survey (inspection of shipload).  
Uitgesluit: Gesondheidsinspeksie-, skeepagentskapfooi, strookbetsingsfooi vir GMO, obergingskoste asook BTW en invoerbelasting.  
Excluded: Health inspection fee, ship agency fee, strip testing fees for GMO, storage costs as well as VAT and import duty.  
N.B: Slegs 'n aanduiding, aangesien koste van opname beding kan word / N.B: Indication only, as cost of survey can be negotiated.

f Invoertarief / Import Tariff  
Koring/Wheat = R1224.30 p/ton  
Gars/Barley = Vry/Free

g Neem asb. Kennis dat Spoornet se spoorvrag op 1 April 2016 verander het soos volg:  
Kaapstad na Paarl R85.60 en Durban na Randfontein R246.10.  
Please take note that on 1 April 2016 Spoornet railage cost changed as follows:  
Cape Town to Paarl R85.60 and Durban to Randfontein R246.10.

12. IMPORT PARITY PRICES – OIL SEEDS (b)(e)(f)

12. INVOERPARITEITPRYSE - OLIESADE (b)(e)(f)

INVOERPARITEITPRYSE VAN OLIESADE (BTW UITGESLT)		2016/07/14							IMPORT PARITY PRICES OF OIL SEEDS (VAT EXCL)	
ITEM	Nota/ Note	Sojabone/ Soybeans	Sojabone/ Soybeans	Sojabone/ Soybeans	Sonneblom/ Sunflower	Canola	Grondbone/ Groundnuts	Grondbone/ Groundnuts	ITEM	
		VSA/ USA Golf/Gulf	Argentynse/ Argentine Up River	Brazilië/ Brazil Paranagua	EU Franse/ French Bordeaux	Kanadese/ Canadian Vancouver	Argentynse/ Argentine Raw Runners 40/50	VSA/ USA Raw Runners 40/50		
Internasionale VAB pryse	a	\$/t 444.00	\$/t 440.00	\$/t 446.00	\$/t 405.00	\$/t 384.00	\$/t 1349.00 *	\$/t 1219.00 *	International FOB prices	
Vraggeld	b	29.00	19.00	19.00	20.00	27.00	81.00	29.00	Freight Rates	
Assuransie (0.3% van VAB)		1.33	1.32	1.34	1.22	1.15	4.05	3.66	Insurance (0.3% of FOB)	
1 KOSTE, ASSURANSIE EN VRAG (KAV) \$/T Omskakel na R/t R/\$ Wisselkoers op: 2016/07/12		474.33	460.32	466.34	426.22	412.15	1434.05	1251.66	1 COST, INSURANCE AND FREIGHT (CIF) \$/T Converted to R/t R/\$ Exchange rate on: 2016/07/12	
2 KOSTE, ASSURANSIE EN VRAG (KAV) R/t		14.3199	14.3199	14.3199	14.3199	14.3199	14.3199	14.3199	2 COST, INSURANCE AND FREIGHT (CIF) R/t	
3 KOSTE, ASSURANSIE, VRAG EN FINANSIERING R/t	c	R/t 6792.36	R/t 6591.74	R/t 6677.94	R/t 6103.43	R/t 5901.95	R/t 20535.45	R/t 17923.65	3 COST, INSURANCE, FREIGHT AND FINANCING R/t	
Finansieringskoste		58.62	56.89	57.63	52.67	50.93	177.22	154.68	Financing cost	
4 VRY OP SPOOR (VOS) R/t Durban	d, e	6850.98	6648.63	6735.57	6156.10	5952.88	20712.67	18078.33	4 FREE ON RAIL (FOR) R/t Durban	
Aflaakoste: Durban	f	170.37	170.37	170.37	268.74	170.37	579.41	579.41	Discharging cost: Durban	
Invoertarif		508.64	504.06	510.93	0.00	549.88	1931.75	1745.60	Import Tariff:	
5 GELEWER: - Durban na Randfontein R/ton	g	7529.99	7323.06	7416.87	6424.84	6673.13	23223.83	20403.34	5 DELIVERED: - Durban to Randfontein R/ton	
Spoorvragkoste - Durban na Randfontein		246.10	246.10	246.10	246.10	246.10	-	-	Railage cost - Durban to Randfontein	
<b>5 GELEWER: - Durban na Randfontein R/ton</b>		<b>7776.09</b>	<b>7569.16</b>	<b>7662.97</b>	<b>6670.94</b>	<b>6919.23</b>	-	-		

Notas/Notes:

a Bron van pryse en vraggeld / Source of prices and freight rates : IGC (GMI), Geogaloes Peanut World & Oilworld  
2016/07/12

Termyn / Term	US\$/ton (VAB/FOB)	Vraggeld/Freight Rate:	US\$/ton
Sojabone/Soybeans: VSA/USA (Golf/Gulf)	Aug 2016	444.00	US Golf / Gulf 29.00
Sojabone/Soybeans: Argentinië/Argentina (Up River)	Jul 2016	440.00	Argentinië / Argentina 19.00
Sojabone/Soybeans: Brazilië/Brazil (Paranagua)	Aug 2016	446.00	EEC (Bordeaux/Hamburg) 20.00
Sonneblom/Sunflower: EU Frankryk/France (Bordeaux)	Jul 2016	405.00	Kanada/Canada (North Pacific) 27.00
Canola: Kanada/Canada (Vancouver)	Jul 2016	384.00	Grondbone/Groundnuts (ARG) 81.00
Grondbone/Groundnuts: Argentinië/Argentina (Raw Runner 40/50)	Sep 2016	1349.00	
Grondbone/Groundnuts: VSA/USA (Runners 40/50)	Aug 2016	1219.00	

b Vraggeld: bereken vir vragte van +/- 20 000 - 30 000t / Freight rates: calculated for freights of +/- 20 000 - 30 000t

c Finansieringskoste: 30 000t @ KAV @ primakoers vir 30 dae. Bron/Source: SARB 10.50% 2016/03/18  
Financing cost: 30 000t @ CIF @ prime rate for 30 days.

d Aflaakoste / Discharging costs (R/ton):

	Sojabone/ Soybeans	Sonneblom/ Sunflower	Canola	Grondbone/ Groundnuts
Durban:	170.37	268.74	170.37	579.41

e Aflaakoste / Discharging fees:

Ingesluit: Kaaigelde, hantering, kaaioesig, agente/dokumentasie, logistiek & opnames (inspeksie van skeepsvrag) /  
Included: Wharfage, handling, wharf supervision, agent/documentation, logistic & survey (inspection of shipload).  
Uitgesluit: Gesondheidsinspeksie-, skeepagentskapfooi, strooktoetsingsfooi vir GMO, opbergingskoste asook BTW en invoerbelasting /  
Excluded: Health inspection fee, Ship agency fee, strip testing fees for GMO, storage costs as well as VAT and import duty.  
N.B: Slegs 'n aanduiding, aangesien koste van opname beding kan word / N.B: Indication only, as cost of survey can be negotiated.

f Invoertarif / Import Tariff

Sojabone/Soybeans = 8% op VAB / on FOB  
Sonneblom/Sunflower = Vry / Free  
Canola = 10% op VAB / on FOB  
Grondbone/Groundnuts = 10% op VAB / on FOB

g Neem asb. Kennis dat Spoorwet se spoorvrag op 1 April 2016 verander het na R246.10.

Please take note that on 1 April 2016 Spoorwet railage cost changed to R246.10.

\* Kwotasies is k.a.v. pryse. VAB pryse dus berekende pryse (kav minus vraggeld) / Quotes are c.i.f. prices. FOB prices are therefore calculated prices (cif minus freight rates).



13. EXPORT PARITY PRICES (b)

13. UITVOERPARITEITPRYSE (b)

INDICATIVE EXPORT PARITY PRICES		2016/07/14			AANDUIDENDE UITVOERPARITEITSPRYSE	
This is <b>only an example</b> of how an export parity price can be calculated - it can vary according to need	US No3Y Maize/ Mielies Gulf/Golf (b) Aug 2016	US HRW Wheat/Koring Gulf/Golf (b) Aug 2016	US DNS 14% Wheat/Koring PNW (b) Aug 2016	Argentine Raw Runner 40/50 Groundnuts/ Grondbone (f) Sep 16	Hierdie is <b>slegs 'n voorbeeld</b> van hoe 'n uitvoerpariteitsprys bereken kan word - dit kan varieer volgens behoeftes	
FOB Gulf value (\$/t)	176.00	192.00	234.00	1349.00	VAB Golfwaarde (\$/t)	
Difference in quality and locality of SA <sup>1</sup>					Kwaliteits- en liggingsverskil van SA <sup>1</sup>	
Maize: Plus US\$10 (\$/t)	\$10.00				Mielies: Plus VSA\$10 (\$/t)	
Groundnuts: Less 3,5% of fob value				96,5%	Grondbone: Min 3,5% van vab waarde	
SA fob price (\$/t)	186.00	192.00	234.00	1301.79	SA vab prys (\$/t)	
Exchange rate (1\$=): (2016/07/12)	14.3199	14.3199	14.3199	14.3199	Wisselkoers (1\$=): (2016/07/12)	
FOB Gulf value (R/t)	2663.50	2749.42	3350.86	18641.50	VAB Golfwaarde (R/t)	
<b>Marketing costs:</b>					<b>Bemerkings koste:</b>	
Financing (Prime rate 10.50% - 30 days) (R/t)	22.99	23.73	28.92	160.88	Finansieringskoste (Primakoers 10.50% - 30 dae) (R/t)	
Railage: <sup>2</sup>					Sporovrag: <sup>2</sup>	
Randfontein – Durban harbour	246.10	246.10	246.10	-	Randfontein – Durbanhawe	
Loading costs: (R/t) <sup>3</sup>					Oplaai-koste: (R/t) <sup>3</sup>	
Durban Harbour (Mainly spout method)	151.88	163.20	163.20	467.13	Durbanhawe (Hoofsaaklik tregter metode)	
<b>EXPORT REALISATION (R/t):</b>					<b>UITVOER REALISASIE (R/t):</b>	
<b>Randfontein</b>	<b>2242.53</b>	<b>2316.39</b>	<b>2912.64</b>	<b>18013.49</b>	<b>Randfontein</b>	

Difference in quality and locality of SA  
(As requested by the industry)

As from 14 June 2012, the discount/rebate will no longer be used to calculate the export parity price on US HRW and a new calculation will be added for US DNS, also without the discount/rebate.

Railage costs:

Please take note that on 1 April 2016 Spoomet railage cost changed to R246.10.

Loading costs, received from Hull Blyth:

Included: Cargo dues, handling, wharf supervision, agency/documentation, logistics & surveys (inspection of cargo).

Excluded: Ship agent fees, health & PPECB inspections, storage facility & transport costs to storage facility, VAT & duties.

1

2

3

Kwaliteits- en liggingsverskil van SA  
(Soos deur die bedryf versoek)

Vanaf 14 Junie 2012 sal die diskonto/premie nie meer gebruik word by die berekening van die uitvoerpariteitprys van US HRW nie en 'n nuwe berekening word nou vir US DNS gedoen, ook sonder diskonto/premie.

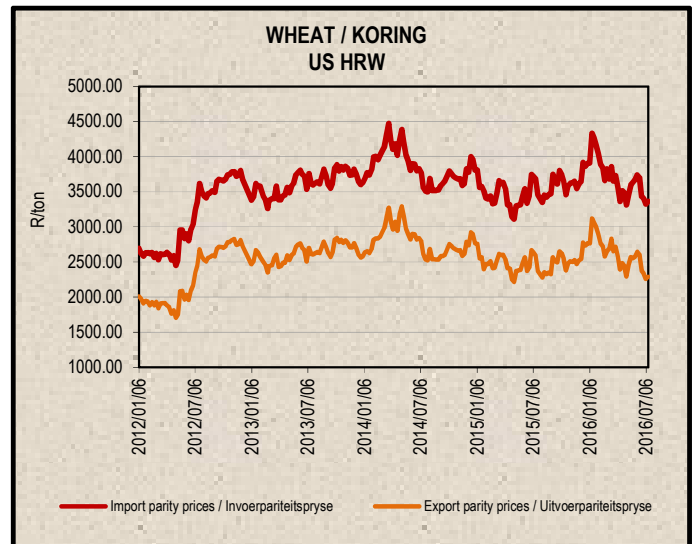
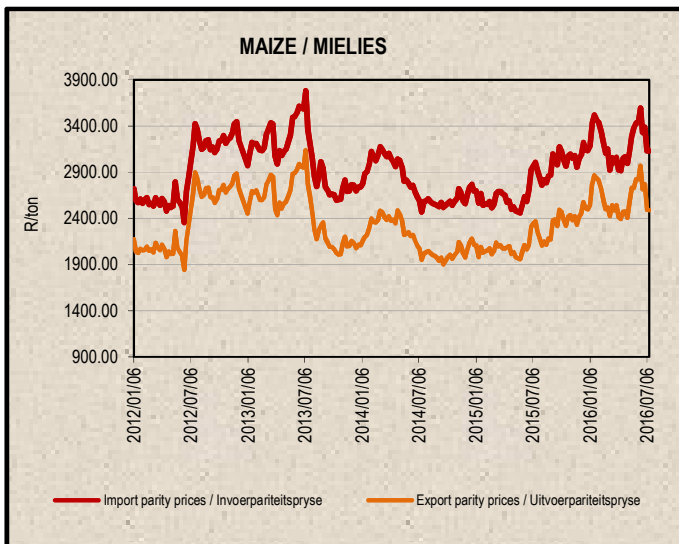
Sporovrag koste:

Neem asb. Kennis dat Spoomet se spoorvrag op 1 April 2016 verander het na R246.10.

Oplaai-koste, ontvang van Hull Blyth:

Ingesluit: Kaai-gelde, hantering, kaaitoeging, agente/dokumentasie, logistiek & opnames (inspeksie van skeepsvrag)

Uitgesluit: Skeepsagentskaps-, inspeksie-, opbergings- en vervoerkoste na opbergingsfasiliteit, BTW & invoerbelasting.



**14. WEATHER**

For local weather, please follow the link below:  
[www.weathersa.co.za](http://www.weathersa.co.za)

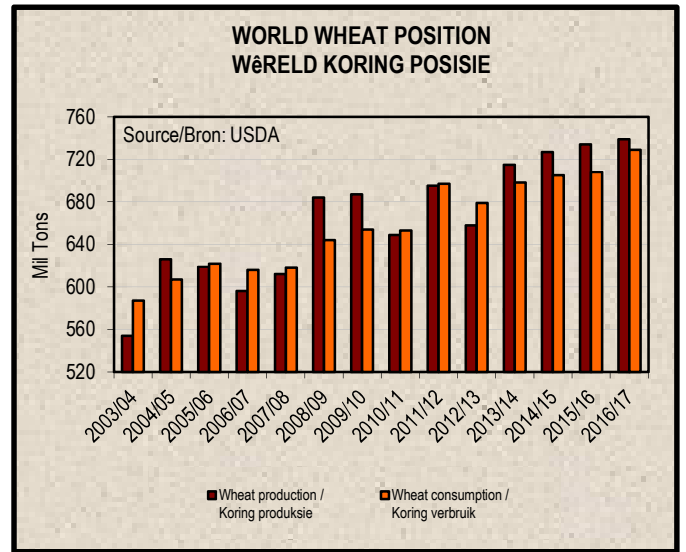
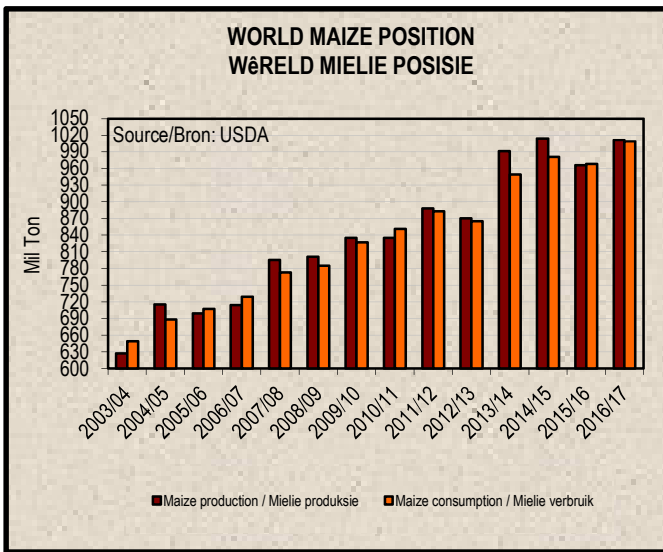
**14. WEER**

Vir plaaslike weer, volg asseblief die onderstaande skakel:  
[www.weathersa.co.za](http://www.weathersa.co.za)

**15. SUNDRIES (g)**

**15. DIVERSE (g)**

World Balance Sheet / Wêreld Balansstaat (2016/07/12)										
Million Ton	2016/17									Miljoen Ton
	Maize Mielies	Wheat Koring	Barley Gars	Sorghum	Oats Hawer	Ground-nuts Grond-bone	Canola/ Rape-seed	Soybeans Sojabone	Sunflower seed Sonne-blomsaad	
Production	1 011	739	144	64	23	40	67	326	42	Produksie
Consumption	1 009	729	146	64	23	17	65	289	39	Verbruik
Trade	132	168	28	8	2	3	13	138	2	Handel
Stock	208	254	23	5	3	2	4	67	2	Voorraad



**Sources / Bronne:**

(a) = Safex; (b) = International Grains Council; (c) = CBOT; (d) = KCBT;  
 (e) = Oil World; (f) = Georganos Peanut World; (g) = USDA Fas-Online.

\* Formula according to ITAC (International Trade Administration Commission of South Africa)/  
 Formule volgens ITAC (International Trade Administration Commission of South Africa)

SAGIS  
 Nico Hawkins  
 General Manager / Hoofbestuurder

**Indemnity/Vrywaring:** Although everything has been done to ensure the accuracy of the information, neither SAGIS nor any of its directors or employees takes any responsibility for actions or losses that might occur as a result of the usage of this information. / Alhoewel alles gedoen is om te verseker dat die inligting korrek is, aanvaar nie SAGIS of enige van sy direkteure of werknemers verantwoordelikheid vir enige aksies of verliese as gevolg van die inligting wat gebruik is nie.