

SAGIS WEEKLY BULLETIN / SAGIS WEEKLIKSE BULLETIN

1. Producer Deliveries (ton):			1. Produsentelewerings (ton):	
Commodity	Latest week/ Jongste week: 09 - 15 July 2016	Total: current marketing year/ Totaal: huidige bemarkingsjaar	Total: same period previous marketing year/ Totaal: selfde periode vorige bemarkingsjaar	Kommoditeit
White maize	174 165	1 594 364	3 058 292	Witmielies
Yellow maize	224 369	2 707 773	3 498 865	Geelmielies
Total: maize	398 534	4 302 137	6 557 157	Totaal: mielies
Wheat	498	1 395 474	1 693 645	Koring

2. Imports (ton):			2. Invoere (ton):	
2.1 Imports for RSA			2.1 Invoere vir RSA	
Commodity	Latest week/ Jongste week: 09 - 15 July 2016	Total: current marketing year/ Totaal: huidige bemarkingsjaar	Total: same period previous marketing year/ Totaal: selfde periode vorige bemarkingsjaar	Kommoditeit
White maize	18 983	93 990	262	Witmielies
Yellow maize	0	275 261	140 750	Geelmielies
Maize Total	18 983	369 251	141 012	Mielies Totaal
Wheat	55 679	1 671 573	1 461 190	Koring

Origin of imports / Oorsprong van invoere

White maize/Witmielies	Yellow maize/Geelmielies	Wheat/Koring
Mexico	Argentina	Argentina
USA		Australia
		Canada
		Germany
		Lithuania
		Poland
		Russia
		Ukraine
		USA

2.2 Imports for other countries

2.2 Invoere vir ander lande

White maize	0	4 913	0	Witmielies
Yellow maize	0	141	0	Geelmielies
Maize Total	0	5 054	0	Mielies Totaal
Wheat	0	177 271	115 767	Koring

Origin of imports / Oorsprong van invoere

White maize/Witmielies	Yellow maize/Geelmielies	Wheat/Koring
Mexico	Argentina	Argentina
USA		Australia
		Canada
		Germany
		Lithuania
		Poland
		Russia
		Ukraine

3. Exports (ton):

3.1 RSA Exports

Commodity	Latest week/ Jongste week: 09 - 15 July 2016	Total: current marketing year/ Totaal: huidige bemarkingsjaar	Total: same period previous marketing year/ Totaal: selfde periode vorige bemarkingsjaar	Kommoditeit
White maize	8 106	107 073	86 429	Witmielies
Yellow maize	5 158	54 708	36 777	Geelmielies
Maize Total	13 264	161 781	123 206	Mielies Totaal
Wheat	2 224	45 577	238 808	Koring

3. Uitvoere (ton):

3.1 RSA Uitvoere

Destination of exports / Bestemming van uitvoere

White maize/Witmielies	Yellow maize/Geelmielies	Wheat/Koring
Botswana	Botswana	Botswana
Lesotho	Korea	Lesotho
Mozambique	Lesotho	Mozambique
Namibia	Mozambique	Namibia
Swaziland	Namibia	Swaziland
Zimbabwe	Swaziland	Zambia
	Zimbabwe	Zimbabwe

3.2 Imports for Exports

Commodity	Latest week/ Jongste week: 09 - 15 July 2016	Total: current marketing year/ Totaal: huidige bemarkingsjaar	Total: same period previous marketing year/ Totaal: selfde periode vorige bemarkingsjaar	Kommoditeit
White maize	2 506	5 911	0	Witmielies
Yellow maize	836	4 577	0	Geelmielies
Maize Total	3 342	10 488	0	Mielies Totaal
Wheat	1 359	182 133	89 612	Koring

3.2 Invoere vir Uitvoere

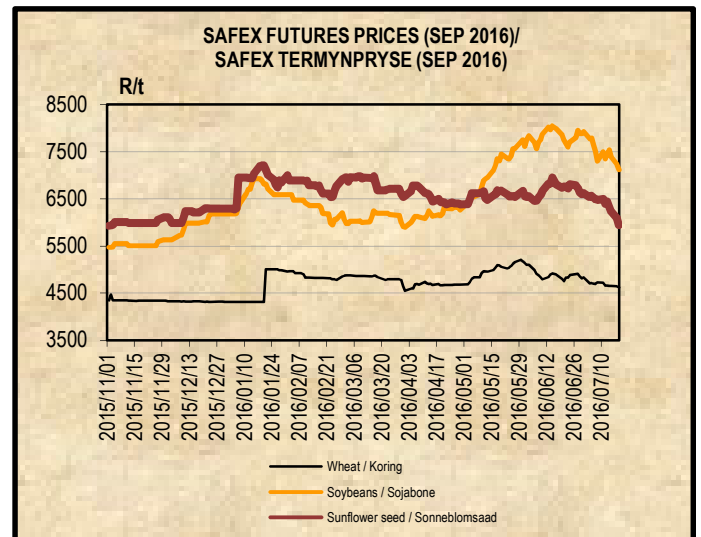
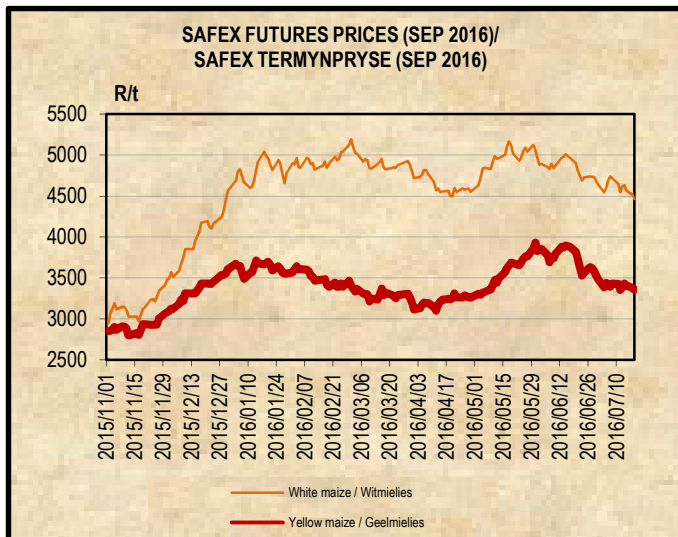
Destination of exports / Bestemming van uitvoere

White maize/Witmielies	Yellow maize/Geelmielies	Wheat/Koring
Zimbabwe	Lesotho	Botswana
	Namibia	Lesotho
	Swaziland	Swaziland
	Zimbabwe	Zambia
		Zimbabwe

4. DOMESTIC PRICES PER SAFEX (R/t) (a)

4. PLAASLIKE PRYSE VOLGENS SAFEX (R/t) (a)

Commodity	Future Prices / Termynpryse (2016/07/19) R/ton					Kommoditeit
	Jul-16	Sep-16	Dec-16	Mar-17	May-17	
White maize	4443.00	4462.00	4495.00	4159.00	3184.00	Witmielies
Yellow maize	3307.00	3357.00	3421.00	3331.00	3088.00	Geelmielies
Wheat	4530.00	4620.00	4562.00	4663.00	n/a	Koring
Sunflower	5840.00	5939.00	6083.00	6034.00	5960.00	Sonneblom
Soybeans	7101.00	7115.00	7130.00	7075.00	6420.00	Sojabone
Sorghum	3550.00	3662.00	3800.00	3800.00	3850.00	Sorghum



5. IMPORT TARIFF ON MAIZE (b)*
5. INVOERTARIEF OP MIELIES (b)*

Derived US No2Y Yellow Maize fob (Gulf) (b)	2016-07-13	2016-07-14	2016-07-15	2016-07-18	2016-07-19	Afgeleide VSA No2Y Geelmielies vab (Golf) (b)
RSA Initial Reference Price	\$110.00					RSA Oorspronklike Verwysingsprys
Base price (\$/t)	117.65	117.65	117.65	117.65	117.65	Basisprys (\$/t)
Daily price (\$/t) (IGC)	181.60	179.60	179.60	181.60	175.60	Daaglikse prys (\$/t) (IGC)
Average of 21 days (\$/t)	182.31	181.60	180.98	180.22	179.41	Gemiddeld van 21 dae (\$/t)
Deviation from base price (\$/t)	-64.66	-63.95	-63.33	-62.57	-61.76	Afwyking van basisprys (\$/t)
Duty on maize (\$/t)	-72.31	-71.60	-70.98	-70.22	-69.41	Reg op mielies (\$/t)
Duty on maize (R/t)	-1071.90	-1058.19	-1045.20	-1031.11	-1017.14	Reg op mielies (R/t)
R/\$ Exchange rate (average of 21 days)	14.8236	14.7791	14.7252	14.6839	14.6540	R/\$ Wisselkoers (gemiddeld van 21 dae)
Tariff Gazetted 2006/12/08	R0.00/t					Tarief gepubliseer 2006/12/08

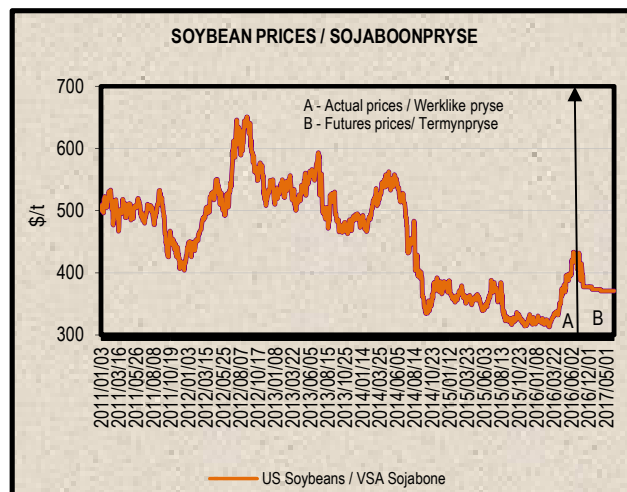
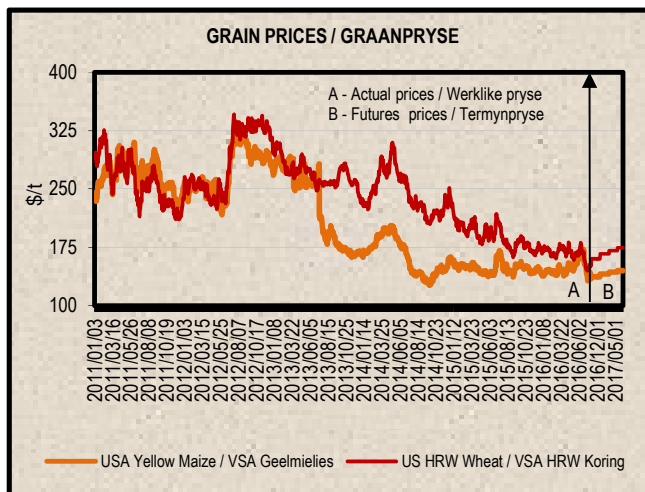
6. IMPORT TARIFF ON WHEAT (b)*
6. INVOERTARIEF OP KORING (b)*

US No2 HRW fob (Gulf)	2016/06/21	2016/06/28	2016/07/05	2016/07/12	2016/07/19	VSA No2 HRW vab (Golf)
RSA Initial Reference Price	\$294.00					RSA Oorspronklike Verwysingsprys
Base price (\$/t)	193.33	193.33	193.33	193.33	193.33	Basis prys (\$/t)
Weekly price (\$/t) (IGC)	193.00	185.00	184.00	192.00	187.00	Weeklikse prys (\$/t) (IGC)
3 Weeks moving average (\$/t)	202.33	193.33	187.33	187.00	187.67	3 Weke skuierende gemiddeld (\$/t)
Number of weeks that the deviation is more than \$10						Aantal weke wat die afwyking meer as \$10 is
Deviation from base price (\$/t)	-9.00	0.00	6.00	6.33	5.66	Afwyking van basisprys (\$/t)
Calculated Duty on wheat (\$/t)	91.67	100.67	106.67	107.00	106.33	Berekende Reg op koring (\$/t)
Calculated Duty on wheat (R/t)	1353.12	1528.46	1574.25	1532.23	1521.18	Berekende Reg op koring (R/t)
R/\$ Exchange rate	14.7608	15.1829	14.7581	14.3199	14.3062	R/\$ Wisselkoers
Tariff Gazetted 2016/04/11 (R/t)	R 1 224.30					Tarief gepubliseer 2016/04/11 (R/t)

7. PRICES – INTERNATIONAL (US\$/t)

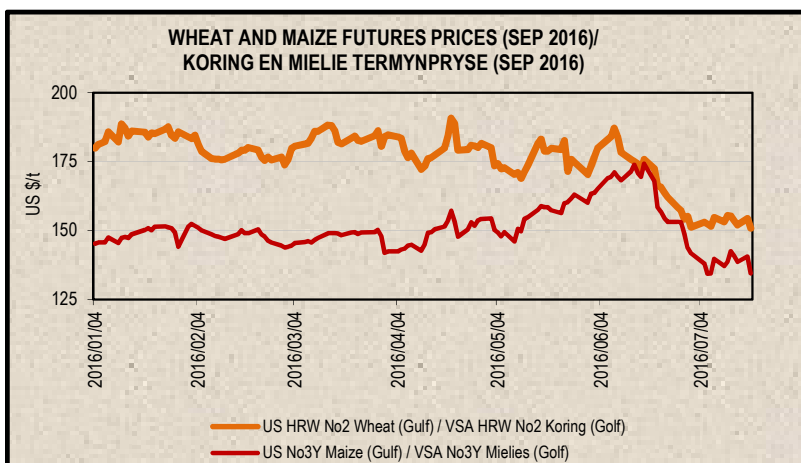
7. PRYSE - INTERNASIONAAL (VSA\$/t)

FOB (US\$/t)	Export Quotations/ Uitvoerkwotasie (b)(e)(f)				VAB (VSA\$/t)
	2016/07/19	2016/07/12	2016/07/05	2016/06/28	
US No 2 HRW Wheat (Gulf)	187.00	192.00	184.00	185.00	VSA No 2 HRW Koring (Golf)
US DNS Wheat 14% PNW	231.00	234.00	231.00	228.00	VSA DNS Koring 14% PNW
Argentine Wheat (Up River)	210.00	210.00	210.00	210.00	Argentynse Koring (Up River)
EC (France) Wheat (grade 1)	184.00	184.00	175.00	177.00	EU (Frankryk) Koring (graad 1)
EC (Germany) B Quality Wheat	182.00	183.00	178.00	179.00	EU (Duitsland) B Kwaliteit Koring
Black Sea Milling Wheat	163.00	165.00	169.00	176.00	Swart See Maalkoring
US No 3Y Maize (Gulf)	174.00	176.00	171.00	184.00	VSA No3Y Mielies (Golf)
Argentine Maize (Up River)	179.00	178.00	177.00	187.00	Argentynse Mielies (Up River)
US Sorghum (Gulf)	173.00	177.00	174.00	185.00	VSA Sorghum (Golf)
Argentine Sorghum (Up River)	155.00	148.00	148.00	162.00	Argentynse Sorghum (Up River)
US Soybeans (Gulf)	422.00	444.00	446.00	459.00	VSA Sojabone (Gulf)
Argentine Soybeans (Up River)	420.00	440.00	442.00	443.00	Argentynse Sojabone (Up River)
Canadian Canola	375.00	384.00	393.00	391.00	Kanadese Canola
Argentine Groundnuts Runners 40/50	1349.00	1349.00	1319.00	1269.00	Argentynse Grondbone 40/50 Runners
US Groundnuts Runners 40/50 shelled	1219.00	1219.00	1169.00	1169.00	VSA Grondbone 40/50 Runners uitgedop
Australian Malting Barley (Gairdner Malt)	247.00	250.00	250.00	250.00	Australiese Moutgars (Gairdner Malt)



Futures prices (US\$/t) / Termynpryse (VSA\$/t) (c)(d) (2016/07/19)

Commodity	Sep-16	Dec-16	Mar-17	May-17	Jul-17	Sep-17	Kommoditeit
US No3 Yellow maize	134.48	137.16	140.70	142.91	144.88	145.43	VSA No3 Geelmielies
US No2 HRW wheat	150.79	160.35	166.59	170.64	174.31	179.82	VSA No2 HRW koring
US Soybeans	381.84	n/a	373.02	370.96	370.96	367.44	VSA Sojabone



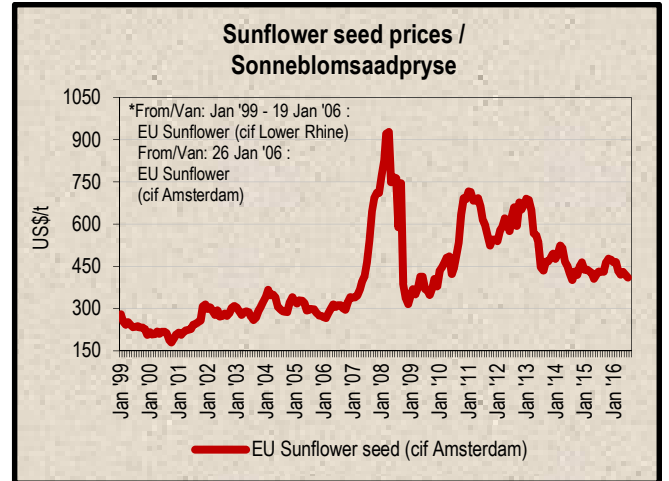
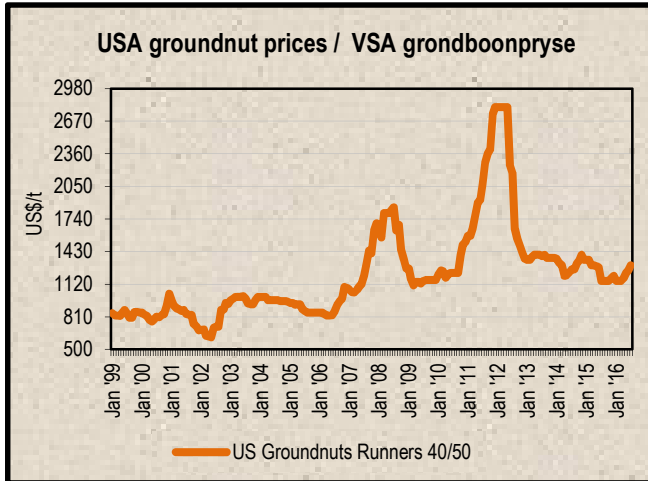
8. LOWEST REPRESENTATIVE ASKING PRICES
(US\$/t)(e)(f) (Prices of previous week)

8. LAAGSTE VERTEENWOORDIGENDE PRYSE GEVRA
Pryse van vorige week (VSA\$/t) (e)(f)

US\$/t	2016/07/14	2016/07/07	Change/ Verandering	VSA\$/t
Soybeans, Brazil, c.i.f. Rotterdam	481	471	2.1%	Sojabone, Brasilië, k.a.v. Rotterdam
Soybeans, USA, c.i.f. Rotterdam	450	435	3.4%	Sojabone, VSA, k.a.v. Rotterdam
Groundnuts, USA Runners 40/50*	n/a	1300	n/a	Grondbone, VSA Runners 40/50*
Groundnuts, Argentine Runners 40/50*	1430	1430	0.0%	Grondbone, Argentynse Runners 40/50*
Groundnut-oil, c.i.f. Rotterdam	1670	1670	0.0%	Grondboon-olie, k.a.v. Rotterdam
Sunflower seed, EU c.i.f. Amsterdam	410	410	0.0%	Sonneblomsaad, EU k.a.v. Amsterdam
Sunflower-oil, EU (fob) N.W. Europe	820	825	-0.6%	Sonneblom-olie, EU (vab) N.W. Eur.
Rapeseed, Europe, 00, c.i.f. Hamburg	400	384	4.2%	Raapsaad, Europa, 00, k.a.v. Hamburg

* Shelled, c.i.f. Rotterdam

* Uitgedop k a v Rotterdam



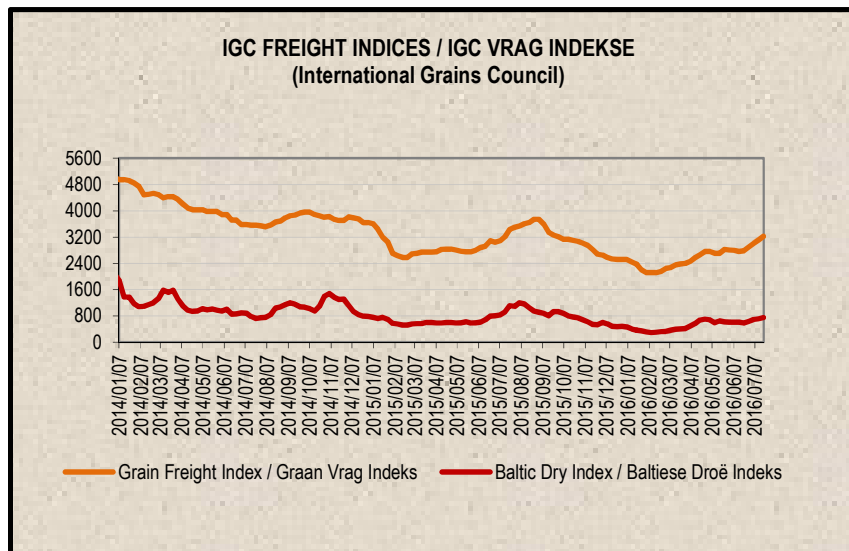
9. IGC FREIGHT INDICES (b)

9. IGC VRAG INDEKSE (b)

IGC FREIGHT INDICES / IGC VRAG INDEKSE							
	2016/06/14	2016/06/21	2016/06/28	2016/07/05	2016/07/12	2016/07/19	
Grain Freight Index*	2760	2779	2896	3004	3111	3228	Graan Vrag Indeks*
Baltic Dry Index	608	580	627	692	711	746	Baltiese Droë Indeks

* IGC Grain Freight Index represents 15 major grain routes, including five from the United States of America, and two each from other main exporting nations (including Argentina, Black Sea, Europe and Canada); with base an average of the four weeks ending 11 May 2005 = 6000. The updated indices will be available on Thursdays on SAGIS' website.

* IGC Graan Vrag Indeks verteenwoordig 15 hoof graanroetes, insluitende vyf vanaf die Verenigde State van Amerika, en twee elk van ander hoof uitvoermasies (insluitende Argentinieë, Swart See, Europa en Kanada); met basis n gemiddeld van die vier weke geëindig 11 Mei 2005 = 6000. Die opgedateerde indekse sal Donderdae op SAGIS se webwerf beskikbaar



10. IMPORT PARITY PRICES – SUMMER GRAINS (b)

10. INVOERPARITEITPRYSE - SOMERGRANE (b)

INVOERPARITEITPRYSE VAN SOMERGRANE (BTW UITGESLT)			2016/07/21			IMPORT PARITY PRICES OF SUMMER GRAINS (VAT EXCL)		
ITEM	Nota/ Note	Mielies/Maize	Mielies/Maize	Sorghum	Sorghum	Sorghum	ITEM	
		VSA/ USA Golf/Gulf (no.3Y) \$/t	Argentynse/ Argentine Up River \$/t	VSA/ USA Golf/Gulf \$/t	Argentynse/ Argentine Up River \$/t	Australiese/ Australian Brisbane \$/t		
Internasionale VAB pryse	a	174.00	179.00	173.00	155.00	199.00	International FOB prices	
Vraggeld	b	28.00	19.00	28.00	19.00	15.00	Freight Rates	
Assuransie (0.3% van VAB)		0.52	0.54	0.52	0.47	0.60	Insurance (0.3% of FOB)	
1 KOSTE, ASSURANSIE EN VRAG (KAV) \$/T		202.52	198.54	201.52	174.47	214.60	1 COST, INSURANCE AND FREIGHT (CIF) \$/T	
R/\$ Wisselkoers op: 2016/07/19	<i>Omskakel na R/t</i>	14.3062	14.3062	14.3062	14.3062	14.3062	<i>Converted to R/t</i>	
2 KOSTE, ASSURANSIE EN VRAG (KAV) R/t		2897.29	2840.35	2882.99	2496.00	3070.11	2 COST, INSURANCE AND FREIGHT (CIF) R/t	
Finansieringskoste	c	25.00	24.51	24.88	21.54	26.50	Financing cost	
3 KOSTE, ASSURANSIE, VRAG EN FINANSIERING R/t		2922.29	2864.86	2907.87	2517.54	3096.61	3 COST, INSURANCE, FREIGHT AND FINANCING R/t	
Afblaikoste:	d, e			146.54	146.54	146.54	Discharging cost:	
- Kaapstad		122.93	122.93	n/a	n/a	n/a	- Cape Town	
- Durban		163.11	163.11	170.37	170.37	170.37	- Durban	
Invoertarif	f	0.00	0.00	74.25	66.52	85.41	Import Tariff	
4 VRY OP SPOOR (VOS) R/t		3045.22	2987.79	n/a	n/a	n/a	4 FREE ON RAIL (FOR) R/t	
- Kaapstad		3085.40	3027.97	3128.66	2730.60	3328.56	- Cape Town	
- Durban							- Durban	
Spoorvragkoste	g	246.10	246.10	246.10	246.10	246.10	Railage cost	
- Durban na Randfontein							- Durban to Randfontein	
5 GELEWER:							5 DELIVERED:	
- Durban na Randfontein R/t/on		3331.50	3274.07	3374.76	2976.70	3574.66	- Durban to Randfontein R/t/on	

Notas/Notes:

a Bron van pryse en vraggeld : IGC GMI
Source of prices and freight rates: IGC GMI

2016/07/19

Termyn / Term	US\$/ton (VAB/FOB)	Vraggeld/Freight Rate:	US\$/ton
Aug 2016	174.00	US Golf / Gulf	28.00
Jul 2016	179.00	Argentinië / Argentina	19.00
Aug 2016	173.00	Australië / Australia	15.00
Jul 2016	155.00		
Jul 2016	199.00		

b Vraggeld: bereken vir vragte van +/- 20 000 - 30 000t / Freight rates: calculated for freights of +/- 20 000 - 30 000t

c Finansieringskoste: 30 000t @ KAV @ primakoers vir 30 dae. Bron/Source: SARB 10.50% 2016/03/18
Financing cost: 30 000t @ CIF @ prime rate for 30 days.

d Afblaikoste / Discharging costs (R/ton):

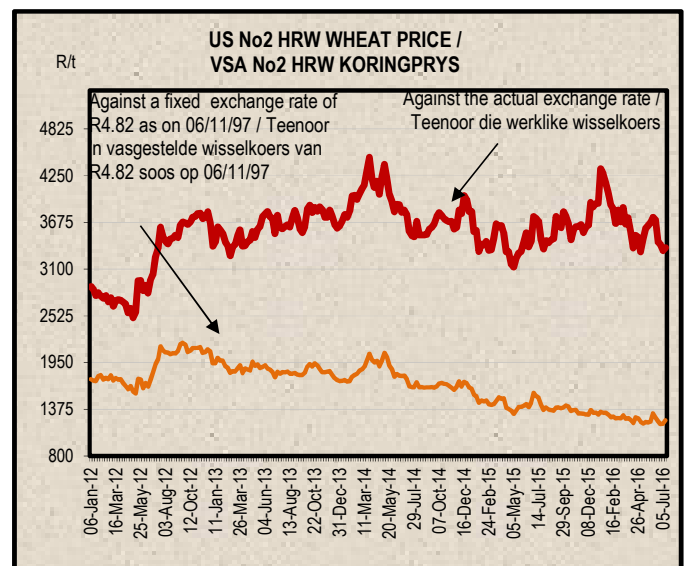
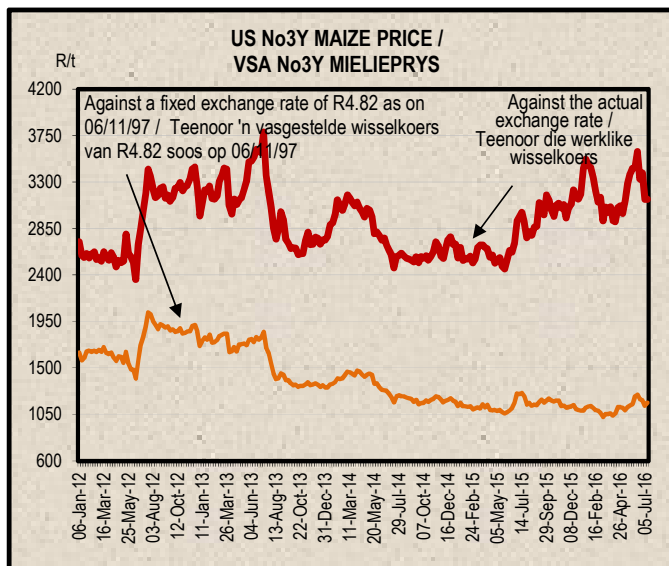
	Mielies/Maize:	Sorghum
Kaapstad / Cape Town:	122.93	n/a
Durban:	163.11	170.37

Bron / Source: Hull Blyth

e Ingesluit: Kaagelde, hantering, kaaibesig, agente/dokumentasie, logistiek & opnames (inspeksie van skeepsvrag) / Included: Wharfage, handling, wharf supervision, agent/documentation, logistic & survey (inspection of shipload).
Uitgesluit: Gesondheidsinspeksie-, skeepagentskapfooi, strookbeltingsfooi vir GMO, obergingskoste asook BTW en invoerbelasting / Excluded: Health inspection fee, Ship agency fee, strip testing fees for GMO, storage costs as well as VAT and import duty.
N.B: Slegs 'n aanduiding, aangesien koste van opname beding kan word / N.B: Indication only, as cost of survey can be negotiated.

f Invoertarif / Import Tariff
Mielies/Maize = Vry / Free
Sorghum = 3% op VAB / on FOB

g Neem asb. kennis dat 'n verandering in Spoorwet se spoorvrag op 1 April 2016 plaasgevind het na R246.10.
Please take note that there was a change in Spoorwet railage cost on 1 April 2016 to R246.10.



11. IMPORT PARITY PRICES – WINTER CEREALS (b)

11. INVOERPARITEITPARYSE - WINTERGRANE (b)

INVOERPARITEITPARYSE VAN WINTERGRANE (BTW UITGESLT)			2016/07/21				IMPORT PARITY PRICES OF WINTER CEREALS (VAT EXCL)		
ITEM	Nota/ Note	Koring/Wheat	Koring/Wheat	Koring/Wheat	Koring/Wheat	Gars/Barley	Gars/Barley	ITEM	
		VSA/ USA Golf/Gulf HRW	VSA/ USA PNW DNS	Argentynse/ Argentine Up River Trigo Pan	EU Duitsland/ Germany B kwaliteit/ quality	Australiese/ Australian Adelaide Mout/Malting	Franse/ French Rouen Mout/Malting		
Internasionale VAB pryse	a	\$/t	\$/t	\$/t	\$/t	\$/t	\$/t	International FOB prices	
Vraggeld	b	187.00	231.00	210.00	182.00	247.00	216.00	Freight Rates	
Assuransie (0.3% van VAB)		28.00	28.00	19.00	19.00	16.00	20.00	Insurance (0.3% of FOB)	
1 KOSTE, ASSURANSIE EN VRAG (KAV) \$/T		0.56	0.69	0.63	0.55	0.74	0.65	1 COST, INSURANCE AND FREIGHT (CIF) \$/T	
<i>Omskakel na R/t</i>		215.56	259.69	229.63	201.55	263.74	236.65	<i>Converted to R/t</i>	
R/\$ Wisselkoers op: 2016/07/19		14.3062	14.3062	14.3062	14.3062	14.3062	14.3062	R/\$ Exchange rate on: 2016/07/19	
2 KOSTE, ASSURANSIE EN VRAG (KAV) R/t		R/t	R/t	R/t	R/t	R/t	R/t	2 COST, INSURANCE AND FREIGHT (CIF) R/t	
		3083.84	3715.18	3285.13	2883.41	3773.12	3385.56		
Finansieringskoste	c	26.61	32.06	28.35	24.88	32.56	29.22	Financing cost	
3 KOSTE, ASSURANSIE, VRAG EN FINANSIERING R/t		3110.45	3747.24	3313.48	2908.29	3805.68	3414.78	3 COST, INSURANCE, FREIGHT AND FINANCING R/t	
Afblaikoste	d, e							Discharging cost	
3.1 Kaapstad (Hoofsaaklik kaaihykraan metode)		124.02	124.02	124.02	124.02	157.11	157.11	3.1 Cape Town (Mainly shore cranes method)	
3.2 Durban (Hoofsaaklik suig-in-silo metode)		163.11	163.11	163.11	163.11	170.37	170.37	3.2 Durban (Mainly suction into silo method)	
Invoertarif op koring	f	1224.30	1224.30	1224.30	1224.30	0.00	0.00	Import Tariff on wheat	
4 VRY OP SPOOR (VOS) R/t								4 FREE ON RAIL (FOR) R/t	
4.1 Kaapstadhawe		4458.77	5095.56	4661.80	4256.61	3962.79	3571.89	4.1 Cape Town Harbour	
4.2 Durbanhawe		4497.86	5134.65	4700.89	4295.70	3976.05	3585.15	4.2 Durban Harbour	
Spoorvragkoste	g							Railage cost	
- Kaapstad na Paarl		85.60	85.60	85.60	85.60	n/a	n/a	- Cape Town to Paarl	
- Durban na Randfontein		246.10	246.10	246.10	246.10	246.10	246.10	- Durban to Randfontein	
5 GELEWER:								5 DELIVERED:	
- Kaapstad na Paarl R/ton		4544.37	5181.16	4747.40	4342.21	n/a	n/a	- Cape Town to Paarl R/ton	
- Durban na Randfontein R/ton		4743.96	5380.75	4946.99	4541.80	4222.15	3831.25	- Durban to Randfontein R/ton	

Notas/Notes: 2016/07/19

a Bron van pryse en vraggeld : IGC GMI
Source of prices and freight rates: IGC GMI

Termyn / Term	VAB/FOB US\$/ton	Vraggeld / Freight Rate: US\$/ton	Gars/Barley = US\$ + 1
Aug 2016	187.00	US (Golf / Gulf)	28.00
Aug 2016	231.00	Argentinië / Argentine (Upriver)	19.00
Jul 2016	210.00	EEC (Bordeaux Hamburg)	19.00
Jul 2016	182.00	Australië / Australia (Eastern)	15.00
Jul 2016	247.00		16.00
Jul 2016	216.00		

b Vraggeld: bereken vir vragte van +/- 20 000 - 30 000t / Freight rates: calculated for freights of +/- 20 000 - 30 000t

c Finansieringskoste: 30 000t @ KAV @ primakoers vir 30 dae. Bron/Source: SARB 10.50% 2016/03/18
Financing cost: 30 000t @ CIF @ prime rate for 30 days.

d Afblaikoste / Discharging cost (R/ton):

	Koring/Wheat	Gars/Barley:
Kaapstad /		
Cape Town:	124.02	157.11
Durban:	163.11	170.37

Bron / Source: Hull Blyth

e Ingesluit: Kaagelde, hantering, kaaitbesig, agente/dokumentasie, logistiek & opnames (inspeksie van skeepsvrag).
Included: Wharfage, handling, wharf supervision, agent/documentation, logistic & survey (inspection of shipload).
Uitgesluit: Gesondheidsinspeksie-, skeepagentskapfooi, strookbetsingsfooi vir GMO, obergingskoste asook BTW en invoerbelasting.
Excluded: Health inspection fee, ship agency fee, strip testing fees for GMO, storage costs as well as VAT and import duty.
N.B: Slegs 'n aanduiding, aangesien koste van opname beding kan word / N.B: Indication only, as cost of survey can be negotiated.

f Invoertarif / Import Tariff
Koring/Wheat = R1224.30 p/ton
Gars/Barley = Vry/Free

g Neem asb. Kennis dat Spoornet se spoorvrag op 1 April 2016 verander het soos volg:
Kaapstad na Paarl R85.60 en Durban na Randfontein R246.10.
Please take note that on 1 April 2016 Spoornet railage cost changed as follows:
Cape Town to Paarl R85.60 and Durban to Randfontein R246.10.

12. IMPORT PARITY PRICES – OIL SEEDS (b)(e)(f)

12. INVOERPARITEITPRYSE - OLIESADE (b)(e)(f)

INVOERPARITEITPRYSE VAN OLIESADE (BTW UITGESLT)		2016/07/21							IMPORT PARITY PRICES OF OIL SEEDS (VAT EXCL)	
ITEM	Nota/ Note	Sojabone/ Soybeans	Sojabone/ Soybeans	Sojabone/ Soybeans	Sonneblom/ Sunflower	Canola	Grondbone/ Groundnuts	Grondbone/ Groundnuts	ITEM	
		VSA/ USA Golf/Gulf	Argentynse/ Argentine Up River	Brazilië/ Brazil Paranagua	EU Franse/ French Bordeaux	Kanadese/ Canadian Vancouver	Argentynse/ Argentine Raw Runners 40/50	VSA/ USA Raw Runners 40/50		
		\$/t	\$/t	\$/t	\$/t	\$/t	\$/t	\$/t		
Internasionale VAB pryse	a	422.00	420.00	444.00	401.00	375.00	1349.00 *	1219.00 *	International FOB prices	
Vraggeld	b	28.00	19.00	19.00	19.00	27.00	81.00	28.00	Freight Rates	
Assuransie (0.3% van VAB)		1.27	1.26	1.33	1.20	1.13	4.05	3.66	Insurance (0.3% of FOB)	
1 KOSTE, ASSURANSIE EN VRAG (KAV) \$/t Omskakel na R/t R/\$ Wisselkoers op: 2016/07/19		451.27	440.26	464.33	421.20	403.13	1434.05	1250.66	1 COST, INSURANCE AND FREIGHT (CIF) \$/T Converted to R/t R/\$ Exchange rate on: 2016/07/19	
2 KOSTE, ASSURANSIE EN VRAG (KAV) R/t		14.3062	14.3062	14.3062	14.3062	14.3062	14.3062	14.3062	2 COST, INSURANCE AND FREIGHT (CIF) R/t	
Finansieringskoste	c	6455.96	6298.45	6642.80	6025.77	5767.26	20515.81	17892.19	Financing cost	
3 KOSTE, ASSURANSIE, VRAG EN FINANSIERING R/t		55.72	54.36	57.33	52.00	49.77	177.05	154.41	3 COST, INSURANCE, FREIGHT AND FINANCING R/t	
Aflaaiikoste: Durban	d, e	6511.68	6352.81	6700.13	6077.77	5817.03	20692.86	18046.60	Discharging cost: Durban	
Invoertarif	f	170.37	170.37	170.37	268.74	170.37	579.41	579.41	Import Tariff:	
4 VRY OP SPOOR (VOS) R/t Durban		482.98	480.69	508.16	0.00	536.48	1929.91	1743.93	4 FREE ON RAIL (FOR) R/t Durban	
Spoorvragkoste	g	7165.03	7003.87	7378.66	6346.51	6523.88	23202.18	20369.94	Railage cost	
- Durban na Randfontein		246.10	246.10	246.10	246.10	246.10	-	-	- Durban to Randfontein	
5 GELEWER: - Durban na Randfontein R/ton		7411.13	7249.97	7624.76	6592.61	6769.98	-	-	5 DELIVERED: - Durban to Randfontein R/ton	

Notas/Notes:

a Bron van pryse en vraggeld / Source of prices and freight rates : IGC (GMI), Geogalos Peanut World & Oilworld

2016/07/19

Termyn / Term	US\$/ton (VAB/FOB)	Vraggeld/Freight Rate:	US\$/ton	
Sojabone/Soybeans: VSA/USA (Golf/Gulf)	Aug 2016	422.00	US Golf / Gulf	28.00
Sojabone/Soybeans: Argentinië/Argentina (Up River)	Jul 2016	420.00	Argentinië / Argentina	19.00
Sojabone/Soybeans: Brazilië/Brazil (Paranagua)	Aug 2016	444.00	EEC (Bordeaux/Hamburg)	19.00
Sonneblom/Sunflower: EU Frankryk/France (Bordeaux)	Jul 2016	401.00	Kanada/Canada (North Pacific)	27.00
Canola: Kanada/Canada (Vancouver)	Jul 2016	375.00	Grondbone/Groundnuts (ARG)	81.00
Grondbone/Groundnuts: Argentinië/Argentina (Raw Runner 40/50)	Sep 2016	1349.00		
Grondbone/Groundnuts: VSA/USA (Runners 40/50)	Aug 2016	1219.00		

b Vraggeld: bereken vir vragte van +/- 20 000 - 30 000t / Freight rates: calculated for freights of +/- 20 000 - 30 000t

c Finansieringskoste: 30 000t @ KAV @ primakoers vir 30 dae. Bron/Source: SARB 10.50% 2016/03/18

Financing cost: 30 000t @ CIF @ prime rate for 30 days.

d Aflaaiikoste / Discharging costs (R/ton):

	Sojabone/ Soybeans	Sonneblom/ Sunflower	Canola	Grondbone/ Groundnuts
Durban:	170.37	268.74	170.37	579.41

e Aflaaiikoste / Discharging fees:

Ingesluit: Kaaigelde, hantering, kaaitoesig, agente/dokumentasie, logistiek & opnames (inspeksie van skeepsvrag) /

Included: Wharfage, handling, wharf supervision, agent/documentation, logistic & survey (inspection of shipload).

Uitgesluit: Gesondheidsinspeksie-, skeepsagentskapfooi, strookbetsingsfooi vir GMO, opbergingskoste asook BTW en invoerbelasting /

Excluded: Health inspection fee, Ship agency fee, strip testing fees for GMO, storage costs as well as VAT and import duty.

N.B: Slegs 'n aanduiding, aangesien koste van opname beding kan word / N.B: Indication only, as cost of survey can be negotiated.

f Invoertarif / Import Tariff:

Sojabone/Soybeans = 8% op VAB / on FOB

Sonneblom/Sunflower = Vry / Free

Canola = 10% op VAB / on FOB

Grondbone/Groundnuts = 10% op VAB / on FOB

g Neem asb. Kennis dat Spoornet se spoorvrag op 1 April 2016 verander het na R246.10.

Please take note that on 1 April 2016 Spoornet railage cost changed to R246.10.

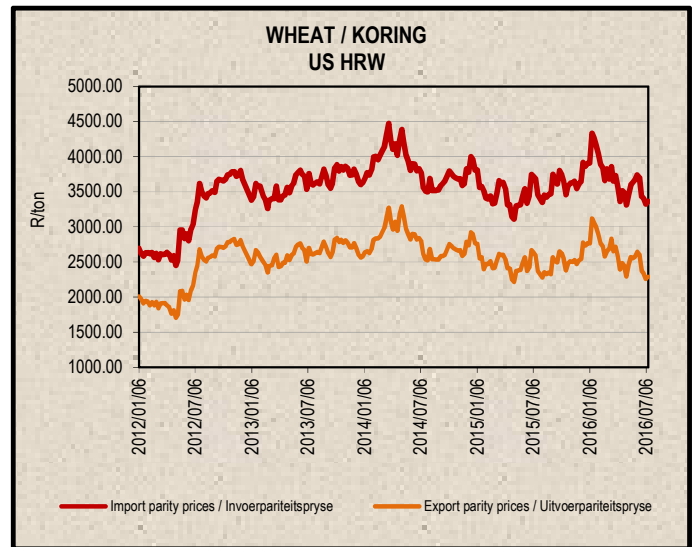
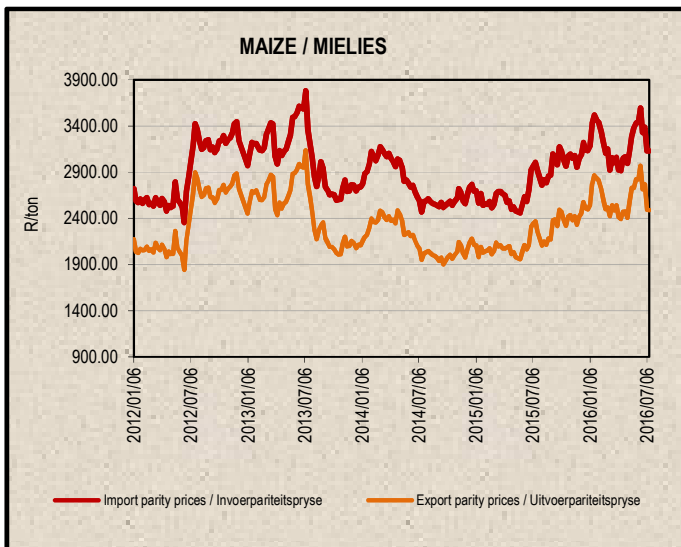
* Kwotasies is k.a.v. pryse. VAB pryse dus berekende pryse (kav minus vraggeld) / Quotes are c.i.f. prices. FOB prices are therefore calculated prices (cif minus freight rates).

13. EXPORT PARITY PRICES (b)

13. UITVOERPARITEITPRYSE (b)

INDICATIVE EXPORT PARITY PRICES		2016/07/21			AANDUIDENDE UITVOERPARITEITSPRYSE	
This is only an example of how an export parity price can be calculated - it can vary according to need	US No3Y Maize/ Mielies Gulf/Golf (b)	US HRW Wheat/Koring Gulf/Golf (b)	US DNS 14% Wheat/Koring PNW (b)	Argentine Raw Runner 40/50 Groundnuts/ Grondbone (f) Sep 16	Hierdie is slegs 'n voorbeeld van hoe 'n uitvoerpariteitsprys bereken kan word - dit kan varieer volgens behoeftes	
	Aug 2016	Aug 2016	Aug 2016			
FOB Gulf value (\$/t)	174.00	187.00	231.00	1349.00	VAB Golfwaarde (\$/t)	
Difference in quality and locality of SA ¹ Maize: Plus US\$10 (\$/t)	\$10.00				Kwaliteits- en liggingsverskil van SA ¹ Mielies: Plus VS\$10 (\$/t)	
Groundnuts: Less 3,5% of fob value				96,5%	Grondbone: Min 3,5% van vab waarde	
SA fob price (\$/t)	184.00	187.00	231.00	1301.79	SA vab prys (\$/t)	
Exchange rate (1\$=): (2016/07/19)	14.3062	14.3062	14.3062	14.3062	Wisselkoers (1\$=): (2016/07/19)	
FOB Gulf value (R/t)	2632.34	2675.26	3304.73	18623.67	VAB Golfwaarde (R/t)	
Marketing costs:					Bemerkings koste:	
Financing (Prime rate 10.50% - 30 days) (R/t)	22.72	23.09	28.52	160.72	Finansieringskoste (Primakoers 10.50% - 30 dae) (R/t)	
Railage: ² Randfontein – Durban harbour	246.10	246.10	246.10	-	Spoorvrage: ² Randfontein – Durbanhawe	
Loading costs: (R/t) ³ Durban Harbour (Mainly spout method)	151.88	163.20	163.20	467.13	Oplaaikoste: (R/t) ³ Durbanhawe (Hoofsaaklik tregetr metode)	
EXPORT REALISATION (R/t):					UITVOER REALISASIE (R/t):	
Randfontein	2211.64	2242.87	2866.91	17995.82	Randfontein	

<p><i>Difference in quality and locality of SA (As requested by the industry)</i> As from 14 June 2012, the discount/rebate will no longer be used to calculate the export parity price on US HRW and a new calculation will be added for US DNS, also without the discount/rebate.</p> <p><i>Railage costs:</i> Please take note that on 1 April 2016 Spoomet railage cost changed to R246.10.</p> <p><i>Loading costs, received from Hull Blyth:</i> Included: Cargo dues, handling, wharf supervision, agency/documentation, logistics & surveys (inspection of cargo). Excluded: Ship agent fees, health & PPECB inspections, storage facility & transport costs to storage facility, VAT & duties.</p>	<p>1</p> <p>2</p> <p>3</p>	<p><i>Kwaliteits- en liggingsverskil van SA (Soos deur die bedryf versoek)</i> Vanaf 14 Junie 2012 sal die diskonto/premie nie meer gebruik word by die berekening van die uitvoerpariteitprys van US HRW nie en 'n nuwe berekening word nou vir US DNS gedoen, ook sonder diskonto/premie.</p> <p><i>Spoorvrage koste:</i> Neem asb. Kennis dat Spoomet se spoorvrage op 1 April 2016 verander het na R246.10.</p> <p><i>Oplaaikoste, ontvang van Hull Blyth:</i> Ingesluit: Kaagelde, hantering, kaaitoesig, agente/dokumentasie, logistiek & opnames (inspeksie van skeepsvrage) Uitgesluit: Skeepsagentskaps-, inspeksie-, opbergings- en vervoerkoste na opbergingsfasiliteit, BTW & invoerbelasting.</p>
---	----------------------------	--



14. WEATHER

For local weather, please follow the link below:
www.weathersa.co.za

14. WEER

Vir plaaslike weer, volg asseblief die onderstaande skakel:
www.weathersa.co.za

Sources /Bronne:

(a) = Safex; (b) = International Grains Council; (c) = CBOT; (d) = KCBT;
(e) = Oil World; (f) = Georgalos Peanut World.

* Formula according to ITAC (International Trade Administration Commission of South Africa)/
Formule volgens ITAC (International Trade Administration Commission of South Africa)

SAGIS

Nico Hawkins

General Manager / Hoofbestuurder

Indemnity/Vrywaring: Although everything has been done to ensure the accuracy of the information, neither SAGIS nor any of its directors or employees takes any responsibility for actions or losses that might occur as a result of the usage of this information. / Alhoewel alles gedoen is om te verseker dat die inligting korrek is, aanvaar nie SAGIS of enige van sy direkteure of werknemers verantwoordelikheid vir enige aksies of verliese as gevolg van die inligting wat gebruik is nie.