

**SAGIS WEEKLY BULLETIN / SAGIS WEEKLIKSE BULLETIN**

1. Producer Deliveries (ton):			1. Produsentelewerings (ton):	
Commodity	Latest week/ Jongste week: 11 - 17 June 2016	Total: current marketing year/ Totaal: huidige bemarkingsjaar	Total: same period previous marketing year/ Totaal: selfde periode vorige bemarkingsjaar	Kommoditeit
White maize	90 209	731 260	1 571 285	Witmielies
Yellow maize	183 369	1 498 457	2 127 131	Geelmielies
Total: maize	273 578	2 229 717	3 698 416	Totaal: mielies
Wheat	835	1 388 417	1 687 677	Koring

2. Imports (ton):			2. Invoere (ton):	
2.1 Imports for RSA			2.1 Invoere vir RSA	
Commodity	Latest week/ Jongste week: 11 - 17 June 2016	Total: current marketing year/ Totaal: huidige bemarkingsjaar	Total: same period previous marketing year/ Totaal: selfde periode vorige bemarkingsjaar	Kommoditeit
White maize	0	21 167	67	Witmielies
Yellow maize	0	234 007	62 480	Geelmielies
Maize Total	0	255 174	62 547	Mielies Totaal
Wheat	14 874	1 482 726	1 325 458	Koring

**Origin of imports / Oorsprong van invoere**

White maize/Witmielies	Yellow maize/Geelmielies	Wheat/Koring
USA	Argentina	Argentina
		Australia
		Canada
		Germany
		Lithuania
		Poland
		Russia
		Ukraine
		USA

2.2 Imports for other countries			2.2 Invoere vir ander lande	
Commodity	Latest week/ Jongste week: 11 - 17 June 2016	Total: current marketing year/ Totaal: huidige bemarkingsjaar	Total: same period previous marketing year/ Totaal: selfde periode vorige bemarkingsjaar	Kommoditeit
White maize	0	1 093	0	Witmielies
Yellow maize	0	2 617	0	Geelmielies
Maize Total	0	3 710	0	Mielies Totaal
Wheat	0	162 402	83 233	Koring

**Origin of imports / Oorsprong van invoere**

White maize/Witmielies	Yellow maize/Geelmielies	Wheat/Koring
USA	N/a	Argentina
		Australia
		Canada
		Germany
		Lithuania
		Poland
		Russia
		Ukraine

**3. Exports (ton):**
**3.1 RSA Exports**

Commodity	Latest week/ Jongste week: 11 - 17 June 2016	Total: current marketing year/ Totaal: huidige bemarkingsjaar	Total: same period previous marketing year/ Totaal: selfde periode vorige bemarkingsjaar	Kommoditeit
White maize	7 517	72 912	47 819	Witmielies
Yellow maize	4 001	29 408	23 311	Geelmielies
Maize Total	11 518	102 320	71 130	Mielies Totaal
Wheat	205	39 649	215 561	Koring

**Destination of exports / Bestemming van uitvoere**

White maize/Witmielies	Yellow maize/Geelmielies	Wheat/Koring
Botswana	Botswana	Botswana
Lesotho	Korea	Lesotho
Mozambique	Lesotho	Mozambique
Namibia	Mozambique	Namibia
Swaziland	Namibia	Swaziland
Zimbabwe	Swaziland	Zambia
	Zimbabwe	Zimbabwe

**3.2 Imports for Exports**

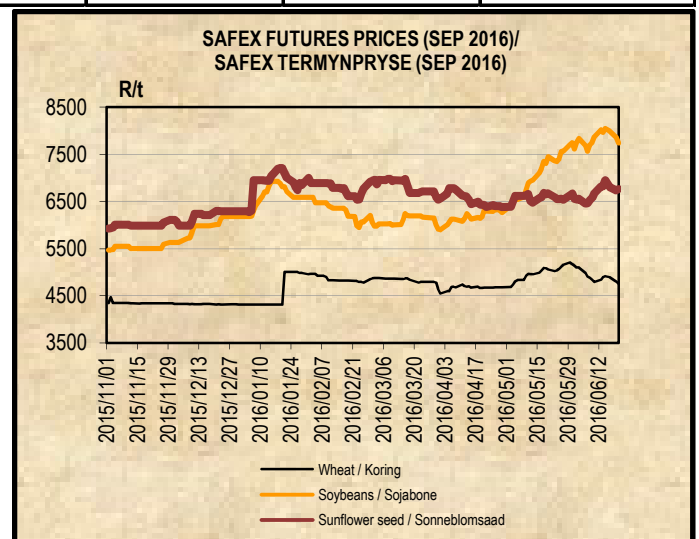
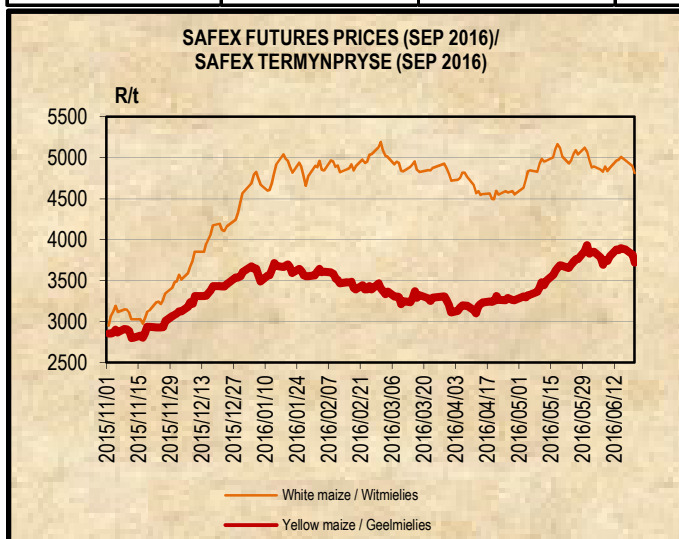
Commodity	Latest week/ Jongste week: 11 - 17 June 2016	Total: current marketing year/ Totaal: huidige bemarkingsjaar	Total: same period previous marketing year/ Totaal: selfde periode vorige bemarkingsjaar	Kommoditeit
White maize	408	2 090	0	Witmielies
Yellow maize	0	0	0	Geelmielies
Maize Total	408	2 090	0	Mielies Totaal
Wheat	3 508	167 477	71 374	Koring

**Destination of exports / Bestemming van uitvoere**

White maize/Witmielies	Yellow maize/Geelmielies	Wheat/Koring
Zimbabwe	Swaziland	Botswana
	Zimbabwe	Lesotho
		Swaziland
		Zambia
		Zimbabwe

**4. DOMESTIC PRICES PER SAFEX (R/t) (a)**
**4. PLAASLIKE PRYSE VOLGENS SAFEX (R/t) (a)**

Commodity	Future Prices / Termynpryse (2016/06/21) R/ton					Kommoditeit
	Jun-16	Jul-16	Sep-16	Dec-16	Mar-17	
White maize	4773.00	4781.00	4816.00	4856.00	4523.00	Witmielies
Yellow maize	3645.00	3667.00	3718.00	3779.00	3665.00	Geelmielies
Wheat	4667.00	4680.00	4750.00	4635.00	4727.00	Koring
Sunflower	6566.00	6601.00	6761.00	6928.00	6768.00	Sonneblom
Soybeans	7677.00	7681.00	7740.00	7780.00	7549.00	Sojabone
Sorghum	n/a	3770.00	3750.00	3800.00	3800.00	Sorghum



**5. IMPORT TARIFF ON MAIZE (b)\***

Derived US No2Y Yellow Maize fob (Gulf) (b)	2016-06-15	2016-06-16	2016-06-17	2016-06-20	2016-06-21	Afgeleide VSA No2Y Geelmielies vab (Golf) (b)
RSA Initial Reference Price	<b>\$110.00</b>					RSA Oorspronklike Verwysingsprys
Base price (\$/t)	117.65	117.65	117.65	117.65	117.65	Basisprys (\$/t)
Daily price (\$/t) (IGC)	194.60	192.60	197.60	192.60	187.60	Daaglikse prys (\$/t) (IGC)
Average of 21 days (\$/t)	185.93	186.60	187.70	188.46	188.93	Gemiddeld van 21 dae (\$/t)
Deviation from base price (\$/t)	-68.28	-68.95	-70.05	-70.81	-71.28	Afwyking van basisprys (\$/t)
Duty on maize (\$/t)	-75.93	-76.60	-77.70	-78.46	-78.93	Reg op mielies (\$/t)
Duty on maize (R/t)	-1172.99	-1181.91	-1196.49	-1205.10	-1209.27	Reg op mielies (R/t)
R/\$ Exchange rate (average of 21 days)	15.4482	15.4297	15.3989	15.3594	15.3208	R/\$ Wisselkoers (gemiddeld van 21 dae)
<b>Tariff Gazetted 2006/12/08</b>	<b>R0.00/t</b>					<b>Tarief gepubliseer 2006/12/08</b>

**5. INVOERTARIEF OP MIELIES (b)\***
**6. IMPORT TARIFF ON WHEAT (b)\***

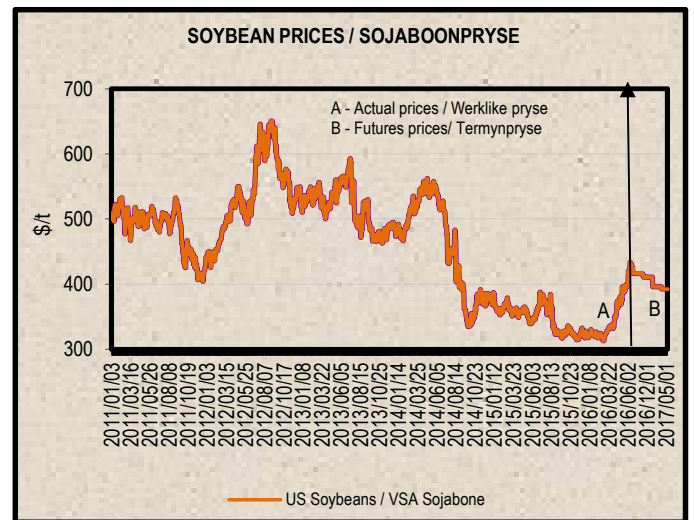
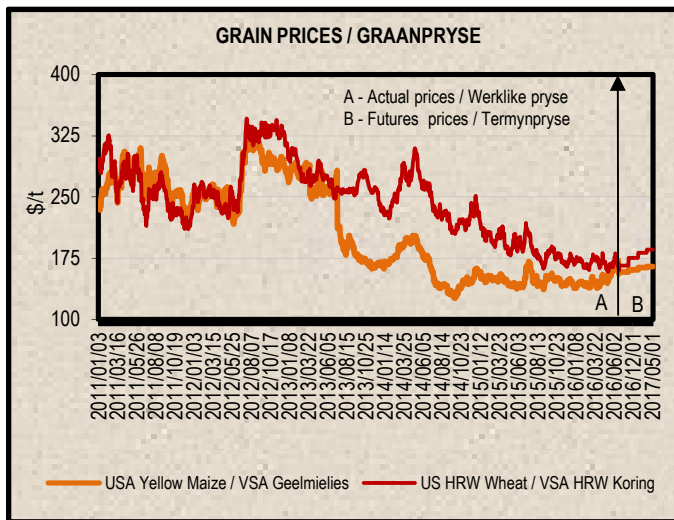
US No2 HRW fob (Gulf)	2016/05/24	2016/05/31	2016/06/07	2016/06/14	2016/06/21	VSA No2 HRW vab (Golf)
RSA Initial Reference Price	<b>\$294.00</b>					RSA Oorspronklike Verwysingsprys
Base price (\$/t)	209.00	193.33	193.33	193.33	193.33	Basis prys (\$/t)
Weekly price (\$/t) (IGC)	192.00	194.00	212.00	202.00	193.00	Weeklikse prys (\$/t) (IGC)
3 Weeks moving average (\$/t)	193.33	194.00	199.33	202.67	202.33	3 Weke skuiwende gemiddeld (\$/t)
Number of weeks that the deviation is more than \$10	3					Aantal weke wat die afwyking meer as \$10 is
Deviation from base price (\$/t)	15.67	-0.67	-6.00	-9.34	-9.00	Afwyking van basisprys (\$/t)
Calculated Duty on wheat (\$/t)	100.67	100.00	94.67	91.33	91.67	Berekende Reg op koring (\$/t)
Calculated Duty on wheat (R/t)	1591.40	1582.49	1406.53	1402.92	1353.12	Berekende Reg op koring (R/t)
R/\$ Exchange rate	15.8081	15.8249	14.8572	15.3610	14.7608	R/\$ Wisselkoers
<b>Tariff Gazetted 2016/04/11 (R/t)</b>	<b>R 1 224.30</b>					<b>Tarief gepubliseer 2016/04/11 (R/t)</b>

**6. INVOERTARIEF OP KORING (b)\***

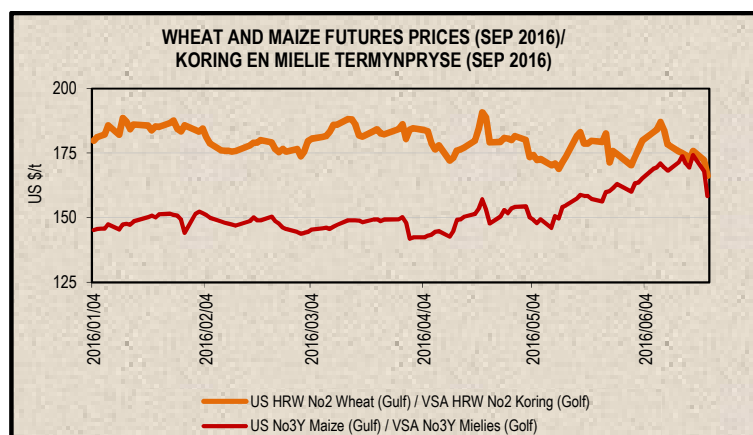
7. PRICES – INTERNATIONAL (US\$/t)

7. PRYSE - INTERNASIONAAL (VSA\$/t)

FOB (US\$/t)	Export Quotations/ Uitvoerkwotasie (b)(e)(f)				VAB (VSA\$/t)
	2016/06/21	2016/06/14	2016/06/07	2016/05/31	
US No 2 HRW Wheat (Gulf)	193.00	202.00	212.00	194.00	VSA No 2 HRW Koring (Golf)
US DNS Wheat 14% PNW	233.00	234.00	241.00	230.00	VSA DNS Koring 14% PNW
Argentine Wheat (Up River)	210.00	210.00	210.00	205.00	Argentynse Koring (Up River)
EC (France) Wheat (grade 1)	185.00	184.00	190.00	177.00	EU (Frankryk) Koring (graad 1)
EC (Germany) B Quality Wheat	187.00	187.00	193.00	186.00	EU (Duitsland) B Kwaliteit Koring
Black Sea Milling Wheat	189.00	188.00	191.00	191.00	Swart See Maalkoring
US No 3Y Maize (Gulf)	186.00	195.00	192.00	179.00	VSA No3Y Mielies (Golf)
Argentine Maize (Up River)	189.00	207.00	205.00	199.00	Argentynse Mielies (Up River)
US Sorghum (Gulf)	187.00	207.00	204.00	195.00	VSA Sorghum (Golf)
Argentine Sorghum (Up River)	165.00	181.00	177.00	169.00	Argentynse Sorghum (Up River)
US Soybeans (Gulf)	446.00	451.00	440.00	413.00	VSA Sojabone (Gulf)
Argentine Soybeans (Up River)	440.00	448.00	437.00	411.00	Argentynse Sojabone (Up River)
Canadian Canola	421.00	438.00	435.00	419.00	Kanadese Canola
Argentine Groundnuts Runners 40/50	1239.00	1229.00	1189.00	1179.00	Argentynse Grondbone 40/50 Runners
US Groundnuts Runners 40/50 shelled	1169.00	1169.00	1169.00	1119.00	VSA Grondbone 40/50 Runners uitgedop
Australian Malting Barley (Gairdner Malt)	250.00	250.00	252.00	248.00	Australiese Moutgars (Gairdner Malt)



Futures prices (US\$/t) / Termynpryse (VSA\$/t) (c)(d) (2016/06/21)							
Commodity	Jul-16	Sep-16	Dec-16	Mar-17	May-17	Jul-17	Kommoditeit
US No3 Yellow maize	155.98	158.34	160.86	163.61	165.11	166.37	VSA No3 Geelmielies
US No2 HRW wheat	159.83	166.23	175.63	181.66	185.63	188.64	VSA No2 HRW koring
US Soybeans	416.38	410.65	n/a	396.17	392.13	390.81	VSA Sojabone

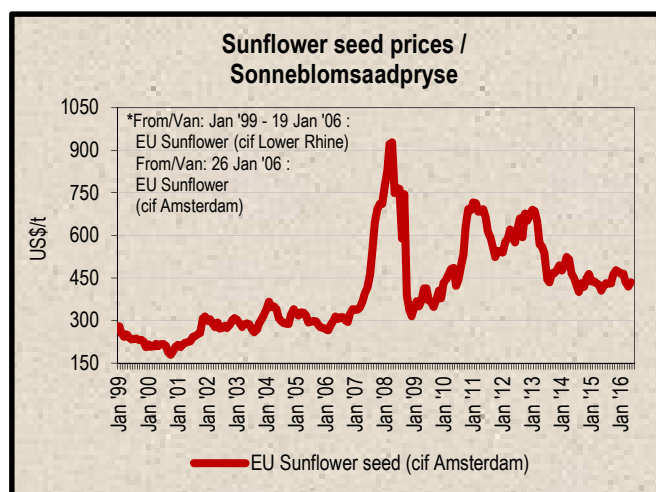
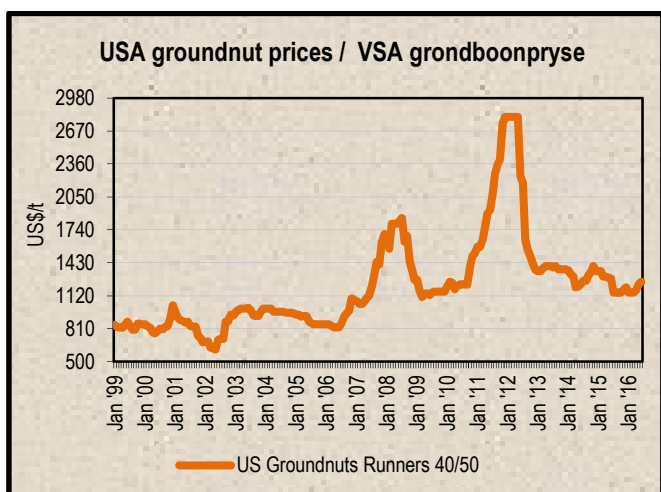


**8. LOWEST REPRESENTATIVE ASKING PRICES**  
(US\$/t)(e)(f) (Prices of previous week)

**8. LAAGSTE VERTEENWOORDIGENDE PRYSE GEVRA**  
Pryse van vorige week (VSA\$/t) (e)(f)

US\$/t	2016/06/16	2016/06/09	Change/ Verandering	VSA\$/t
Soybeans, Brazil, c.i.f. Rotterdam	487	496	-1.8%	Sojabone, Brasilië, k.a.v. Rotterdam
Groundnuts, US Runners 40/50*	1250	1250	0.0%	Grondbone, VSA Runners 40/50*
Groundnuts, Argentine Runners 40/50*	1320	1310	0.8%	Grondbone, Argentynse Runners 40/50*
Groundnut-oil, c.i.f. Rotterdam	1700	1700	0.0%	Grondboon-olie, k.a.v. Rotterdam
Sunflower seed, EU c.i.f. Amsterdam	430	435	-1.1%	Sonneblomsaad, EU k.a.v. Amsterdam
Sunflower-oil, EU (fob) N.W. Europe	848	858	-1.2%	Sonneblom-olie, EU (vab) N.W. Eur.
Rapeseed, Europe, 00, c.i.f. Hamburg	408	426	-4.2%	Raapsaad, Europa, 00, k.a.v. Hamburg

\* Shelled, c.i.f. Rotterdam \* Uitgedop k a v Rotterdam



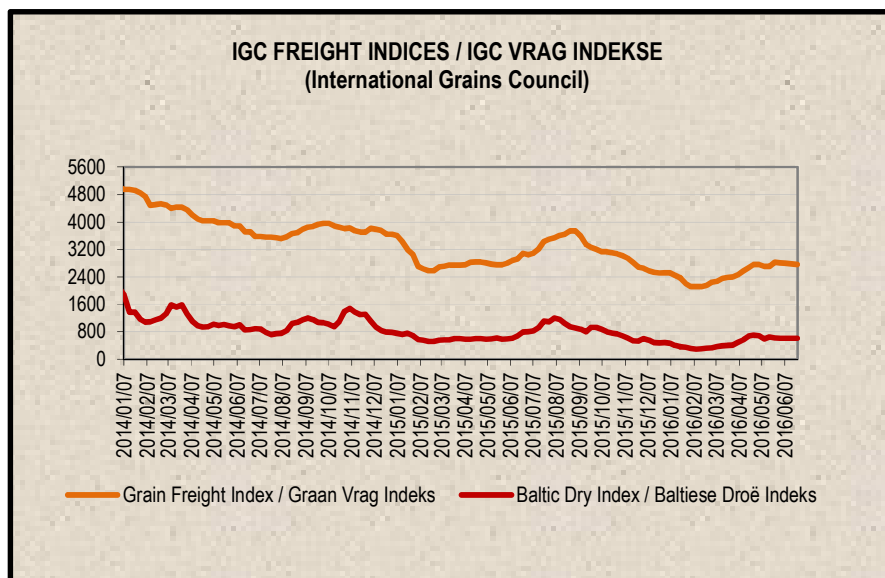
**9. IGC FREIGHT INDICES (b)**

**9. IGC VRAG INDEKSE (b)**

IGC FREIGHT INDICES / IGC VRAG INDEKSE							
	2016/05/10	2016/05/17	2016/05/24	2016/05/31	2016/06/07	2016/06/14	
Grain Freight Index*	2711	2711	2828	2809	2799	2760	Graan Vrag Indeks*
Baltic Dry Index	594	643	618	612	606	608	Baltiese Droë Indeks

\* IGC Grain Freight Index represents 15 major grain routes, including five from the United States of America, and two each from other main exporting nations (including Argentina, Black Sea, Europe and Canada); with base an average of the four weeks ending 11 May 2005 = 6000. The updated indices will be available on Thursdays on SAGIS' website.

\* IGC Graan Vrag Indeks verteenwoordig 15 hoof graanroetes, insluitende vyf vanaf die Verenigde State van Amerika, en twee elk van ander hoof uitvoermasies (insluitende Argentinië, Swart See, Europa en Kanada); met basis 'n gemiddeld van die vier weke geëindig 11 Mei 2005 = 6000. Die opgedateerde indekse sal Donderdae op SAGIS se webwerf beskikbaar.



10. IMPORT PARITY PRICES – SUMMER GRAINS (b)

10. INVOERPARITEITPRYSE - SOMERGRANE (b)

INVOERPARITEITPRYSE VAN SOMERGRANE (BTW UITGESLT)			2016/06/23			IMPORT PARITY PRICES OF SUMMER GRAINS (VAT EXCL)		
ITEM	Nota/ Note	Mielies/Maize	Mielies/Maize	Sorghum	Sorghum	Sorghum	ITEM	
		VSA/ USA Golf/Gulf (no.3Y) \$/t	Argentynse/ Argentine Up River \$/t	VSA/ USA Golf/Gulf \$/t	Argentynse/ Argentine Up River \$/t	Australiese/ Australian Brisbane \$/t		
Internasionale VAB pryse	a	186.00	189.00	187.00	165.00	212.00	International FOB prices	
Vraggeld	b	26.00	17.00	26.00	17.00	12.00	Freight Rates	
Assuransie (0.3% van VAB)		0.56	0.57	0.56	0.50	0.64	Insurance (0.3% of FOB)	
1 KOSTE, ASSURANSIE EN VRAG (KAV) \$/T		212.56	206.57	213.56	182.50	224.64	1 COST, INSURANCE AND FREIGHT (CIF) \$/T	
R/\$ Wisselkoers op: 2016/06/21	<i>Omskakel na R/t</i>	14.7608	14.7608	14.7608	14.7608	14.7608	<i>Converted to R/t</i>	
2 KOSTE, ASSURANSIE EN VRAG (KAV) R/t		3137.56	3049.14	3152.32	2693.85	3315.87	2 COST, INSURANCE AND FREIGHT (CIF) R/t	
Finansieringskoste	c	27.08	26.31	27.20	23.25	28.62	Financing cost	
3 KOSTE, ASSURANSIE, VRAG EN FINANSIERING R/t		3164.64	3075.45	3179.52	2717.10	3344.49	3 COST, INSURANCE, FREIGHT AND FINANCING R/t	
Aflaaiikoste:	d, e			146.54	146.54	146.54	Discharging cost:	
- Kaapstad		122.93	122.93	n/a	n/a	n/a	- Cape Town	
- Durban		163.11	163.11	170.37	170.37	170.37	- Durban	
Invoertarif	f	0.00	0.00	82.81	73.07	93.88	Import Tariff	
4 VRY OP SPOOR (VOS) R/t							4 FREE ON RAIL (FOR) R/t	
- Kaapstad		3287.57	3198.38	n/a	n/a	n/a	- Cape Town	
- Durban		3327.75	3238.56	3408.87	2936.71	3584.91	- Durban	
Spoorvragkoste	g						Railage cost	
- Durban na Randfontein		246.10	246.10	246.10	246.10	246.10	- Durban to Randfontein	
<b>5 GELEWER:</b>							<b>5 DELIVERED:</b>	
- Durban na Randfontein R/ton		3573.85	3484.66	3654.97	3182.81	3831.01	- Durban to Randfontein R/ton	

Notas/Notes:

a Bron van pryse en vraggeld : IGC GMI  
Source of prices and freight rates: IGC GMI

2016/06/21

Termyn / Term	US\$/ton (VAB/FOB)	Vraggeld/Freight Rate:	US\$/ton
Mielies/Maize: VSA/USA (Golf/Gulf No.3Y)	186.00	US Golf / Gulf	26.00
Mielies/Maize: Argentinië/Argentina (Up River)	189.00	Argentinië / Argentina	17.00
Sorghum: VSA/USA (Golf / Gulf Mio)	187.00	Australië/Australia	12.00
Sorghum: Argentinië/Argentina (Up River)	165.00		
Sorghum: Australië/Australia (Brisbane)	212.00		

b Vraggeld: bereken vir vragte van +/- 20 000 - 30 000t / Freight rates: calculated for freights of +/- 20 000 - 30 000t

c Finansieringskoste: 30 000t @ KAV @ primakoers vir 30 dae. Bron/Source: SARB 10.50% 2016/03/18  
Financing cost: 30 000t @ CIF @ prime rate for 30 days.

d Aflaaiikoste / Discharging costs (R/ton):

	Mielies/Maize:	Sorghum
Kaapstad / Cape Town:	122.93	n/a
Durban:	163.11	170.37

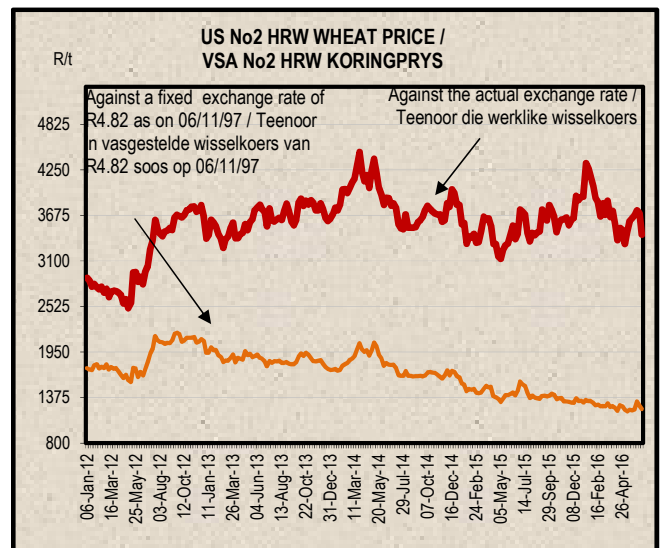
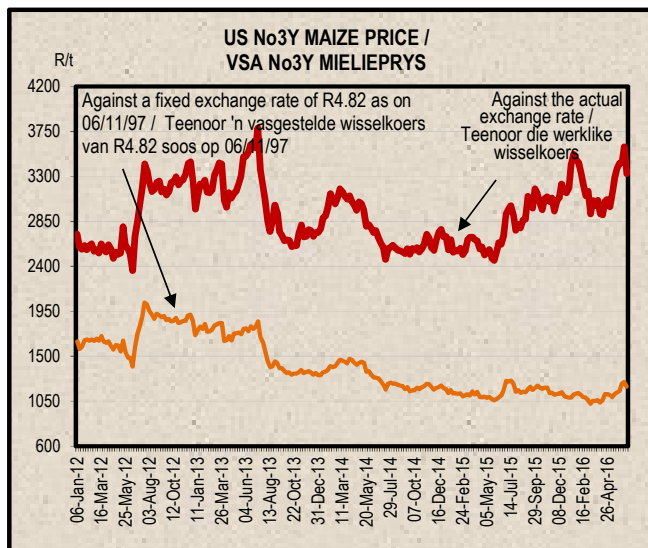
Bron / Source: Hull Blyth

e Ingesluit: Kaai gelde, hantering, kaaibesig, agente/dokumentasie, logistiek & opnames (inspeksie van skeepsvrag) / Included: Wharfage, handling, wharf supervision, agent/documentation, logistic & survey (inspection of shipload).  
Uitgesluit: Gesondheidsinspeksie-, skeepagentskapfooi, strookbetsingsfooi vir GMO, opbergingskoste asook BTW en invoerbelasting / Excluded: Health inspection fee, Ship agency fee, strip testing fees for GMO, storage costs as well as VAT and import duty.  
N.B: Slegs 'n aanduiding, aangesien koste van opname beding kan word / N.B: Indication only, as cost of survey can be negotiated.

f Invoertarif / Import Tariff

Mielies/Maize = Vry / Free  
Sorghum = 3% op VAB / on FOB

g Neem asb. kennis dat 'n verandering in Spoorwet se spoorvrag op 1 April 2016 plaasgevind het na R246.10.  
Please take note that there was a change in Spoorwet railage cost on 1 April 2016 to R246.10.





11. IMPORT PARITY PRICES – WINTER CEREALS (b)

11. INVOERPARITEITPRYSSE - WINTERGRANE (b)

INVOERPARITEITPRYSSE VAN WINTERGRANE (BTW UITGESLT)		2016/06/23		IMPORT PARITY PRICES OF WINTER CEREALS (VAT EXCL)				
ITEM	Nota/ Note	Koring/Wheat	Koring/Wheat	Koring/Wheat	Koring/Wheat	Gars/Barley	Gars/Barley	ITEM
		VSA/ USA Golf/Gulf  HRW	VSA/ USA PNW  DNS	Argentynse/ Argentine Up River  Trigo Pan	EU Duitsland/ Germany  B kwaliteit/ quality	Australiese/ Australian Adelaide  Mout/Malting	Frans/ French Rouen  Mout/Malting	
Internasionale VAB pryse	a	193.00	233.00	210.00	187.00	250.00	207.00	International FOB prices
Vraggeld	b	26.00	26.00	17.00	17.00	13.00	18.00	Freight Rates
Assuransie (0.3% van VAB)		0.58	0.70	0.63	0.56	0.75	0.62	Insurance (0.3% of FOB)
1 KOSTE, ASSURANSIE EN VRAG (KAV) \$/T		219.58	259.70	227.63	204.56	263.75	225.62	1 COST, INSURANCE AND FREIGHT (CIF) \$/T
<i>Omskakel na R/t</i>								<i>Converted to R/t</i>
R/\$ Wisselkoers op: 2016/06/21		14.7608	14.7608	14.7608	14.7608	14.7608	14.7608	R/\$ Exchange rate on: 2016/06/21
2 KOSTE, ASSURANSIE EN VRAG (KAV) R/t		3241.18	3833.38	3360.00	3019.47	3893.16	3330.33	2 COST, INSURANCE AND FREIGHT (CIF) R/t
Finansieringskoste	c	27.97	33.08	29.00	26.06	33.60	28.74	Financing cost
3 KOSTE, ASSURANSIE, VRAG EN FINANSIERING R/t		3269.15	3866.46	3389.00	3045.53	3926.76	3359.07	3 COST, INSURANCE, FREIGHT AND FINANCING R/t
Afhaalingskoste	d, e							Discharging cost
3.1 Kaapstad (Hoofsaaklik kaaihyskraan metode)		124.02	124.02	124.02	124.02	157.11	157.11	3.1 Cape Town (Mainly shore cranes method)
3.2 Durban (Hoofsaaklik suig-in-silo metode)		163.11	163.11	163.11	163.11	170.37	170.37	3.2 Durban (Mainly suction into silo method)
Invoertarif op koring	f	1224.30	1224.30	1224.30	1224.30	0.00	0.00	Import Tariff on wheat
4 VRY OP SPOOR (VOS) R/t								4 FREE ON RAIL (FOR) R/t
4.1 Kaapstadhawe		4617.47	5214.78	4737.32	4393.85	4083.87	3516.18	4.1 Cape Town Harbour
4.2 Durbanhawe		4656.56	5253.87	4776.41	4432.94	4097.13	3529.44	4.2 Durban Harbour
Spoornragkoste	g							Railage cost
- Kaapstad na Paarl		85.60	85.60	85.60	85.60	n/a	n/a	- Cape Town to Paarl
- Durban na Randfontein		246.10	246.10	246.10	246.10	246.10	246.10	- Durban to Randfontein
<b>5 GELEWER:</b>								<b>5 DELIVERED:</b>
- Kaapstad na Paarl R/ton		4703.07	5300.38	4822.92	4479.45	n/a	n/a	- Cape Town to Paarl R/ton
- Durban na Randfontein R/ton		4902.66	5499.97	5022.51	4679.04	4343.23	3775.54	- Durban to Randfontein R/ton

Notas/Notes: 2016/06/21

a Bron van pryse en vraggeld : IGC GMI  
Source of prices and freight rates: IGC GMI

Termyn / Term	VAB/FOB US\$/ton	Vraggeld / Freight Rate: US\$/ton	Gars/Barley = US\$ + 1
Jun 2016	193.00	US (Golf / Gulf)	26.00
Jun 2016	233.00	Argentinië / Argentine (Upriver)	17.00
Jun 2016	210.00	EEC (Bordeaux Hamburg)	18.00
Jun 2016	187.00	Australië / Australia (Eastern)	12.00
Jun 2016	250.00		
Jul 2016	207.00		

b Vraggeld: bereken vir vragte van +/- 20 000 - 30 000t / Freight rates: calculated for freights of +/- 20 000 - 30 000t

c Finansieringskoste: 30 000t @ KAV @ primakoers vir 30 dae. Bron/Source: SARB 10.50% 2016/03/18  
Financing cost: 30 000t @ CIF @ prime rate for 30 days.

d Afhaalingskoste / Discharging cost (R/ton):

	Koring/Wheat	Gars/Barley:
Kaapstad / Cape Town:	124.02	157.11
Durban:	163.11	170.37

Bron / Source: Hull Blyth

e Ingesluit: Kaaigelde, hantering, kaaibesig, agente/dokumentasie, logistiek & opnames (inspeksie van skeepsvrag).  
Included: Wharfage, handling, wharf supervision, agent/documentation, logistic & survey (inspection of shipload).  
Uitgesluit: Gesondheidsinspeksie-, skeepsagentskapfooi, strooktoetsingsfooi vir GMO, opbergingskoste asook BTW en invoerbelasting.  
Excluded: Health inspection fee, Ship agency fee, strip testing fees for GMO, storage costs as well as VAT and import duty.  
N.B: Slegs 'n aanduiding, aangesien koste van opname beding kan word / N.B: Indication only, as cost of survey can be negotiated.

f Invoertarif / Import Tariff:  
Koring/Wheat = R1224.30 p/ton  
Gars/Barley = Vry/Free

g Neem asb. Kennis dat Spoomet se spoorvrag op 1 April 2016 verander het soos volg:  
Kaapstad na Paarl R85.60 en Durban na Randfontein R246.10.  
Please take note that on 1 April 2016 Spoomet railage cost changed as follows:  
Cape Town to Paarl R85.60 and Durban to Randfontein R246.10.

12. IMPORT PARITY PRICES – OIL SEEDS (b)(e)(f)

12. INVOERPARITEITPRYSE - OLIESADE (b)(e)(f)

INVOERPARITEITPRYSE VAN OLIESADE (BTW UITGESLT)		2016/06/23							IMPORT PARITY PRICES OF OIL SEEDS (VAT EXCL)	
ITEM	Nota/ Note	Sojabone/ Soybeans	Sojabone/ Soybeans	Sojabone/ Soybeans	Sonneblom/ Sunflower	Canola	Grondbone/ Groundnuts	Grondbone/ Groundnuts	ITEM	
		VSA/ USA Golf/Gulf	Argentynse/ Argentine Up River	Brazilië/ Brazil Paranagua	EU Franse/ French Bordeaux	Kanadese/ Canadian Vancouver	Argentynse/ Argentine Raw Runners 40/50	VSA/ USA Raw Runners 40/50		
		\$/t	\$/t	\$/t	\$/t	\$/t	\$/t	\$/t		
Internasionale VAB pryse	a	446.00	440.00	472.00	436.00	421.00	1239.00 *	1169.00 *	International FOB prices	
Vraggeld	b	26.00	17.00	17.00	17.00	27.00	81.00	26.00	Freight Rates	
Assuransie (0.3% van VAB)		1.34	1.32	1.42	1.31	1.26	3.72	3.51	Insurance (0.3% of FOB)	
1 KOSTE, ASSURANSIE EN VRAG (KAV) \$/t		473.34	458.32	490.42	454.31	449.26	1323.72	1198.51	1 COST, INSURANCE AND FREIGHT (CIF) \$/t	
Omskakel na R/t									Converted to R/t	
R/\$ Wisselkoers op: 2016/06/21		14.7608	14.7608	14.7608	14.7608	14.7608	14.7608	14.7608	R/\$ Exchange rate on: 2016/06/21	
2 KOSTE, ASSURANSIE EN VRAG (KAV) R/t		6986.88	6765.17	7238.99	6705.98	6631.44	19539.17	17690.97	2 COST, INSURANCE AND FREIGHT (CIF) R/t	
Finansieringskoste	c	60.30	58.38	62.47	57.87	57.23	168.63	152.68	Financing cost	
3 KOSTE, ASSURANSIE, VRAG EN FINANSIERING R/t		7047.18	6823.55	7301.46	6763.85	6688.67	19707.80	17843.65	3 COST, INSURANCE, FREIGHT AND FINANCING R/t	
Aflaaiikoste: Durban	d, e	170.37	170.37	170.37	268.74	170.37	579.41	579.41	Discharging cost Durban	
Invoertarief	f	526.67	519.58	557.37	0.00	621.43	1828.86	1725.54	Import Tariff	
4 VRY OP SPOOR (VOS) R/t Durban		7744.22	7513.50	8029.20	7032.59	7480.47	22116.07	20148.60	4 FREE ON RAIL (FOR) R/t Durban	
Spoorvragkoste	g								Railage cost	
- Durban na Randfontein		246.10	246.10	246.10	246.10	246.10	-	-	- Durban to Randfontein	
5 GELEWER:									5 DELIVERED:	
- Durban na Randfontein R/ton		7990.32	7759.60	8275.30	7278.69	7726.57	-	-	- Durban to Randfontein R/ton	

Notas/Notes:

a Bron van pryse en vraggeld / Source of prices and freight rates : IGC (GMI), Geogalos Peanut World & Oilworld

2016/06/21

Termyn / Term	US\$/ton (VAB/FOB)	Vraggeld/Freight Rate:	US\$/ton
Sojabone/Soybeans: VSA/USA (Golf/Gulf)	446.00	US Golf / Gulf	26.00
Sojabone/Soybeans: Argentinië/Argentina (Up River)	440.00	Argentinië / Argentina	17.00
Sojabone/Soybeans: Brazilië/Brazil (Paranagua)	472.00	EEC (Bordeaux/Hamburg)	17.00
Sonneblom/Sunflower: EU Frankryk/France (Bordeaux)	436.00	Kanada/Canada (North Pacific)	27.00
Canola: Kanada/Canada (Vancouver)	421.00	Grondbone/Groundnuts (ARG)	81.00
Grondbone/Groundnuts: Argentinië/Argentina (Raw Runner 40/50)	1239.00		
Grondbone/Groundnuts: VSA/USA (Runners 40/50)	1169.00		

b Vraggeld: bereken vir vragte van +/- 20 000 - 30 000t / Freight rates: calculated for freights of +/- 20 000 - 30 000t

c Finansieringskoste: 30 000t @ KAV @ primakoers vir 30 dae. Bron/Source: SARB 10.50% 2016/03/18

Financing cost: 30 000t @ CIF @ prime rate for 30 days.

d Aflaaiikoste / Discharging costs (R/ton):

	Sojabone/ Soybeans	Sonneblom/ Sunflower	Canola	Grondbone/ Groundnuts
Durban:	170.37	268.74	170.37	579.41

e Aflaaiikoste / Discharging fees:

Ingesluit: Kaai gelde, hantering, kaaibesig, agente/dokumentasie, logistiek & opnames (inspeksie van skeepsvrag) /

Included: Wharfage, handling, wharf supervision, agent/documentation, logistic & survey (inspection of shipload).

Uitgesluit: Gesondheidsinspeksie-, skeepsagentskapfooi, strooktoetsingsfooi vir GMO, opbergingskoste asook BTW en invoerbelasting /

Excluded: Health inspection fee, Ship agency fee, strip testing fees for GMO, storage costs as well as VAT and import duty.

N.B: Slegs 'n aanduiding, aangesien koste van opname beding kan word / N.B: Indication only, as cost of survey can be negotiated.

f Invoertarief / Import Tariff:

Sojabone/Soybeans = 8% op VAB / on FOB

Sonneblom/Sunflower = Vry / Free

Canola = 10% op VAB / on FOB

Grondbone/Groundnuts = 10% op VAB / on FOB

g Neem asb. Kennis dat Spoorwet se spoorvrag op 1 April 2016 verander het na R246.10.

Please take note that on 1 April 2016 Spoorwet railage cost changed to R246.10.

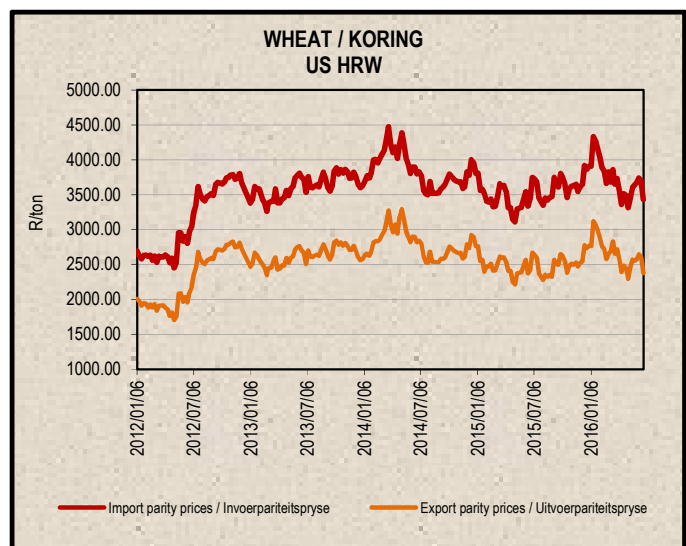
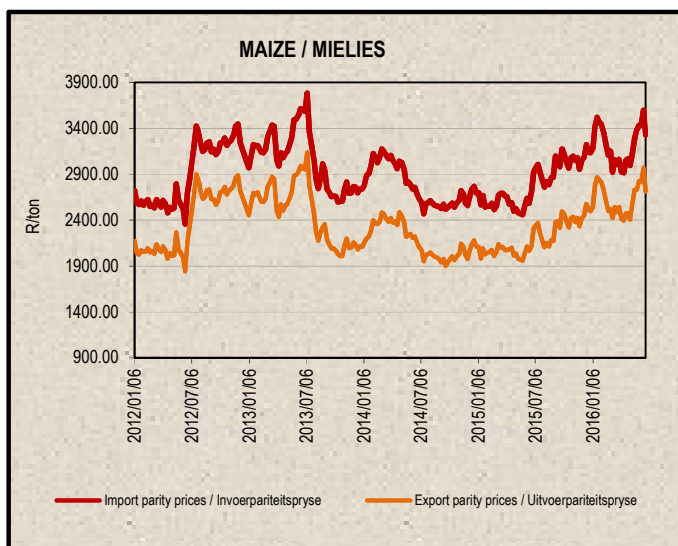
\* Kwotasies is k.a.v. pryse. VAB pryse dus berekende pryse (kav minus vraggeld) / Quotes are c.i.f. prices. FOB prices are therefore calculated prices (cif minus freight rates).



13. EXPORT PARITY PRICES (b)

13. UITVOERPARITEITPRYSE (b)

INDICATIVE EXPORT PARITY PRICES				2016/06/23		AANDUIDENDE UITVOERPARITEITSPRYSE	
	US No3Y Maize/ Mielies Gulf/Golf (b)	US HRW Wheat/Koring Gulf/Golf (b)	US DNS 14% Wheat/Koring PNW (b)	Argentine Raw Runner 40/50 Groundnuts/ Grondbone (f)			
	Jun 2016	Jun 2016	Jun 2016	Aug 16			
This is <b>only an example</b> of how an export parity price can be calculated - it can vary according to need							Hierdie is <b>slegs 'n voorbeeld</b> van hoe 'n uitvoerpariteitsprys bereken kan word - dit kan varieer volgens behoeftes
FOB Gulf value (\$/t)	186.00	193.00	233.00	1239.00			VAB Golfwaarde (\$/t)
Difference in quality and locality of SA <sup>1</sup> Maize: Plus US\$10 (\$/t) Groundnuts: Less 3,5% of fob value	\$10.00						Kwaliteits- en liggingsverskil van SA <sup>1</sup> Mielies: Plus VSA\$10 (\$/t) Grondbone: Min 3,5% van vab waarde
SA fob price (\$/t)	196.00	193.00	233.00	1195.64			SA vab prys (\$/t)
Exchange rate (1\$=): (2016/06/21)	14.7608	14.7608	14.7608	14.7608			Wisselkoers (1\$=): (2016/06/21)
FOB Gulf value (R/t)	2893.12	2848.83	3439.27	17648.60			VAB Golfwaarde (R/t)
<b>Marketing costs:</b>							<b>Bemerkings koste:</b>
Financing (Prime rate 10.50% - 30 days) (R/t)	24.97	24.59	29.68	152.31			Finansieringskoste (Primakoers 10.50% - 30 dae) (R/t)
Railage: <sup>2</sup> Randfontein – Durban harbour	246.10	246.10	246.10	-			Spoorvrag: <sup>2</sup> Randfontein – Durbanhawe
Loading costs: (R/t) <sup>3</sup> Durban Harbour (Mainly spout method)	151.88	163.20	163.20	467.13			Oplaaikoste: (R/t) <sup>3</sup> Durbanhawe (Hoofsaaklik tregter metode)
<b>EXPORT REALISATION (R/t):</b>							<b>UITVOER REALISASIE (R/t):</b>
<b>Randfontein</b>	<b>2470.17</b>	<b>2414.94</b>	<b>3000.29</b>	<b>17029.16</b>			<b>Randfontein</b>
<i>Difference in quality and locality of SA (As requested by the industry)</i>				1		<i>Kwaliteits- en liggingsverskil van SA (Soos deur die bedryf versoek)</i>	
<i>As from 14 June 2012, the discount/rebate will no longer be used to calculate the export parity price on US HRW and a new calculation will be added for US DNS, also without the discount/rebate.</i>						<i>Vanaf 14 Junie 2012 sal die diskonto/premie nie meer gebruik word by die berekening van die uitvoerpariteitprys van US HRW nie en 'n nuwe berekening word nou vir US DNS gedoen, ook sonder diskonto/premie.</i>	
<i>Railage costs: Please take note that on 1 April 2016 Spoomet railage cost changed to R246.10.</i>				2		<i>Spoorvrag koste: Neem asb. Kennis dat Spoomet se spoorvrag op 1 April 2016 verander het na R246.10.</i>	
<i>Loading costs, received from Hull Blyth: Included: Cargo dues, handling, wharf supervision, agency/documentation, logistics &amp; surveys (inspection of cargo). Excluded: Ship agent fees, health &amp; PPECB inspections, storage facility &amp; transport costs to storage facility, VAT &amp; duties.</i>				3		<i>Oplaaikoste, ontvang van Hull Blyth: Ingesluit: Kaaigelde, hantering, kaaitoesig, agente/dokumentasie, logistiek &amp; opnames (inspeksie van skeepsvrag) Uitgesluit: Skeepagentskaps-, inspeksie-, opbergings- en vervoerkoste na opbergingsfasiliteit, BTW &amp; invoerbelasting.</i>	



#### 14. WEATHER

For local weather, please follow the link below:

[www.weathersa.co.za](http://www.weathersa.co.za)

#### 14. WEER

Vir plaaslike weer, volg asseblief die onderstaande skakel:

[www.weathersa.co.za](http://www.weathersa.co.za)

**Sources /Bronne:**

(a) = Safex; (b) = International Grains Council; (c) = CBOT; (d) = KCBT;

(e) = Oil World; (f) = Georgalos Peanut World.

\* Formula according to ITAC (International Trade Administration Commission of South Africa)/  
Formule volgens ITAC (International Trade Administration Commission of South Africa)

SAGIS

Nico Hawkins

General Manager / Hoofbestuurder

**Indemnity/Vrywaring:** Although everything has been done to ensure the accuracy of the information, neither SAGIS nor any of its directors or employees takes any responsibility for actions or losses that might occur as a result of the usage of this information. / Alhoewel alles gedoen is om te verseker dat die inligting korrek is, aanvaar nie SAGIS of enige van sy direkteure of werknemers verantwoordelikheid vir enige aksies of verliese as gevolg van die inligting wat gebruik is nie.