

SAGIS WEEKLY BULLETIN / SAGIS WEEKLIKSE BULLETIN

1. Producer Deliveries (ton):			1. Produsentelewerings (ton):	
Commodity	Latest week/ Jongste week: 16 - 22 July 2016	Total: current marketing year/ Totaal: huidige bemarkingsjaar	Total: same period previous marketing year/ Totaal: selfde periode vorige bemarkingsjaar	Kommoditeit
White maize	225 752	1 834 121	3 324 549	Witmielies
Yellow maize	205 634	2 901 609	3 701 563	Geelmielies
Total: maize	431 386	4 735 730	7 026 112	Totaal: mielies
Wheat	964	1 396 757	1 694 715	Koring

2. Imports (ton):			2. Invoere (ton):	
2.1 Imports for RSA			2.1 Invoere vir RSA	
Commodity	Latest week/ Jongste week: 16 - 22 July 2016	Total: current marketing year/ Totaal: huidige bemarkingsjaar	Total: same period previous marketing year/ Totaal: selfde periode vorige bemarkingsjaar	Kommoditeit
White maize	32 096	124 559	262	Witmielies
Yellow maize	0	275 042	140 750	Geelmielies
Maize Total	32 096	399 601	141 012	Mielies Totaal
Wheat	19 914	1 686 548	1 473 326	Koring

Origin of imports / Oorsprong van invoere

White maize/Witmielies	Yellow maize/Geelmielies	Wheat/Koring
Mexico	Argentina	Argentina
USA		Australia
		Canada
		Germany
		Lithuania
		Poland
		Russia
		Ukraine
		USA

2.2 Imports for other countries			2.2 Invoere vir ander lande	
Commodity	Latest week/ Jongste week: 16 - 22 July 2016	Total: current marketing year/ Totaal: huidige bemarkingsjaar	Total: same period previous marketing year/ Totaal: selfde periode vorige bemarkingsjaar	Kommoditeit
White maize	0	6 440	0	Witmielies
Yellow maize	0	359	0	Geelmielies
Maize Total	0	6 799	0	Mielies Totaal
Wheat	1 000	183 427	121 776	Koring

Origin of imports / Oorsprong van invoere

White maize/Witmielies	Yellow maize/Geelmielies	Wheat/Koring
Mexico	Argentina	Argentina
USA		Australia
		Canada
		Germany
		Lithuania
		Poland
		Russia
		Ukraine

3. Exports (ton):

3.1 RSA Exports

Commodity	Latest week/ Jongste week: 16 - 22 July 2016	Total: current marketing year/ Totaal: huidige bemarkingsjaar	Total: same period previous marketing year/ Totaal: selfde periode vorige bemarkingsjaar	Kommoditeit
White maize	5 912	117 285	97 179	Witmielies
Yellow maize	3 513	62 142	41 742	Geelmielies
Maize Total	9 425	179 427	138 921	Mielies Totaal
Wheat	1 356	46 898	242 351	Koring

Destination of exports / Bestemming van uitvoere

White maize/Witmielies	Yellow maize/Geelmielies	Wheat/Koring
Botswana	Botswana	Botswana
Lesotho	Korea	Lesotho
Mozambique	Lesotho	Mozambique
Namibia	Mozambique	Namibia
Swaziland	Namibia	Swaziland
Zimbabwe	Swaziland	Zambia
	Zimbabwe	Zimbabwe

3.2 Imports for Exports

Commodity	Latest week/ Jongste week: 16 - 22 July 2016	Total: current marketing year/ Totaal: huidige bemarkingsjaar	Total: same period previous marketing year/ Totaal: selfde periode vorige bemarkingsjaar	Kommoditeit
White maize	978	8 129	0	Witmielies
Yellow maize	0	5 624	0	Geelmielies
Maize Total	978	13 753	0	Mielies Totaal
Wheat	0	187 286	90 754	Koring

Destination of exports / Bestemming van uitvoere

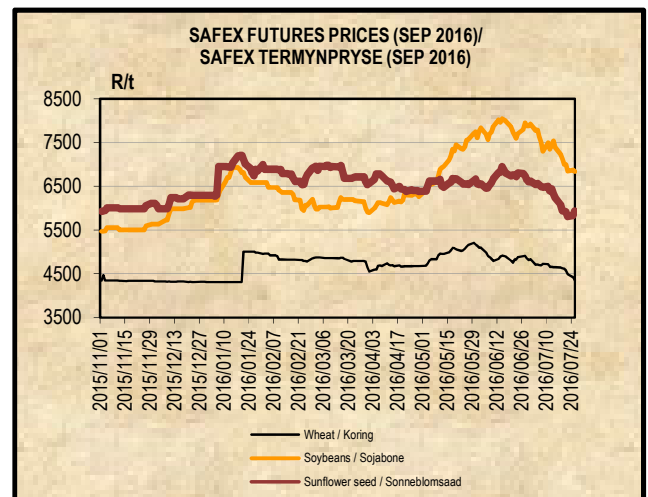
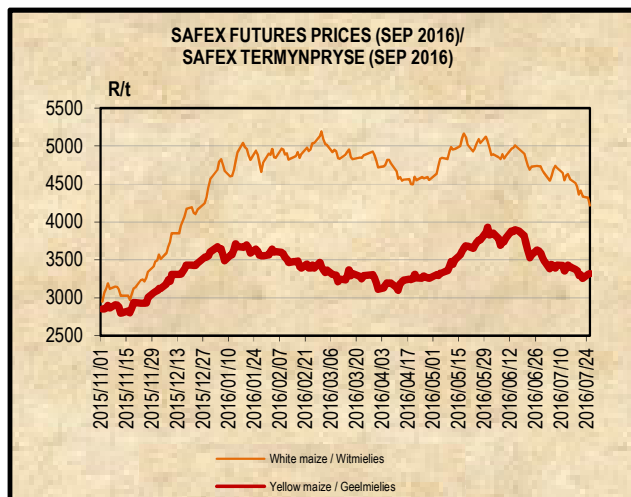
White maize/Witmielies	Yellow maize/Geelmielies	Wheat/Koring
Zimbabwe	Lesotho	Botswana
	Namibia	Lesotho
	Swaziland	Swaziland
	Zimbabwe	Zambia
		Zimbabwe

3.2 Invoere vir Uitvoere

4. DOMESTIC PRICES PER SAFEX (R/t) (a)

4. PLAASLIKE PRYSE VOLGENS SAFEX (R/t) (a)

Commodity	Future Prices / Termynpryse (2016/07/26) R/ton					Kommoditeit
	Aug-16	Sep-16	Dec-16	Mar-17	May-17	
White maize	4180.00	4217.00	4242.00	3879.00	3020.00	Witmielies
Yellow maize	3279.00	3318.00	3390.00	3294.00	2814.00	Geelmielies
Wheat	4309.00	4354.00	4374.00	4473.00	4699.00	Koring
Sunflower	5855.00	5935.00	6103.00	6045.00	5900.00	Sonneblom
Soybeans	6780.00	6840.00	6858.00	6585.00	6205.00	Sojabone
Sorghum	3630.00	3800.00	3800.00	3719.00	3870.00	Sorghum



5. IMPORT TARIFF ON MAIZE (b)*
5. INVOERTARIEF OP MIELIES (b)*

Derived US No2Y Yellow Maize fob (Gulf) (b)	2016-07-20	2016-07-21	2016-07-22	2016-07-25	2016-07-26	Afgeleide VSA No2Y Geelmielies vab (Golf) (b)
RSA Initial Reference Price	\$110.00					RSA Oorspronklike Verwysingsprys
Base price (\$/t)	117.65	117.65	117.65	117.65	117.65	Basisprys (\$/t)
Daily price (\$/t) (IGC)	174.60	173.60	174.60	175.60	174.60	Daaglikse prys (\$/t) (IGC)
Average of 21 days (\$/t)	178.79	178.22	177.79	177.36	176.84	Gemiddeld van 21 dae (\$/t)
Deviation from base price (\$/t)	-61.14	-60.57	-60.14	-59.71	-59.19	Afwyking van basisprys (\$/t)
Duty on maize (\$/t)	-68.79	-68.22	-67.79	-67.36	-66.84	Reg op mielies (\$/t)
Duty on maize (R/t)	-1006.52	-996.96	-989.76	-981.53	-971.62	Reg op mielies (R/t)
R/\$ Exchange rate (average of 21 days)	14.6318	14.6139	14.6004	14.5714	14.5366	R/\$ Wisselkoers (gemiddeld van 21 dae)
Tariff Gazetted 2006/12/08	R0.00/t					Tarief gepubliseer 2006/12/08

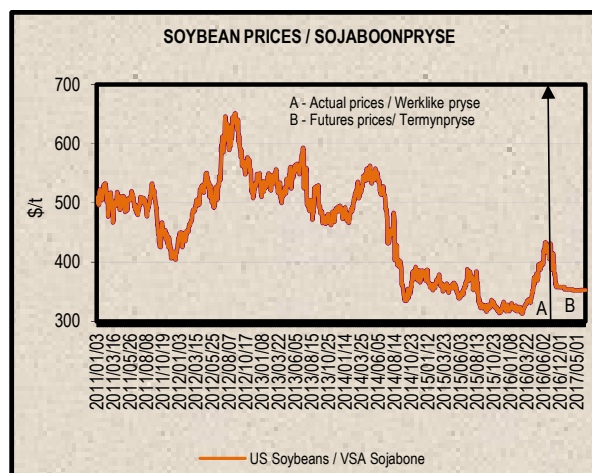
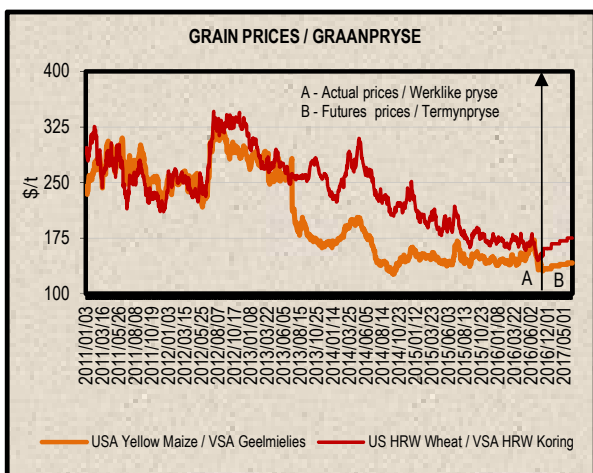
6. IMPORT TARIFF ON WHEAT (b)*
6. INVOERTARIEF OP KORING (b)*

US No2 HRW fob (Gulf)	2016/06/28	2016/07/05	2016/07/12	2016/07/19	2016/07/26	VSA No2 HRW vab (Golf)
RSA Initial Reference Price	\$294.00					RSA Oorspronklike Verwysingsprys
Base price (\$/t)	193.33	193.33	193.33	193.33	193.33	Basis prys (\$/t)
Weekly price (\$/t) (IGC)	185.00	184.00	192.00	187.00	188.00	Weeklikse prys (\$/t) (IGC)
3 Weeks moving average (\$/t)	193.33	187.33	187.00	187.67	189.00	3 Weke skuiwende gemiddeld (\$/t)
Number of weeks that the deviation is more than \$10						Aantal weke wat die afwyking meer as \$10 is
Deviation from base price (\$/t)	0.00	6.00	6.33	5.66	4.33	Afwyking van basisprys (\$/t)
Calculated Duty on wheat (\$/t)	100.67	106.67	107.00	106.33	105.00	Berekende Reg op koring (\$/t)
Calculated Duty on wheat (R/t)	1528.46	1574.25	1532.23	1521.18	1510.01	Berekende Reg op koring (R/t)
R/\$ Exchange rate	15.1829	14.7581	14.3199	14.3062	14.3810	R/\$ Wisselkoers
Tariff Gazetted 2016/04/11 (R/t)	R 1 224.30					Tarief gepubliseer 2016/04/11 (R/t)

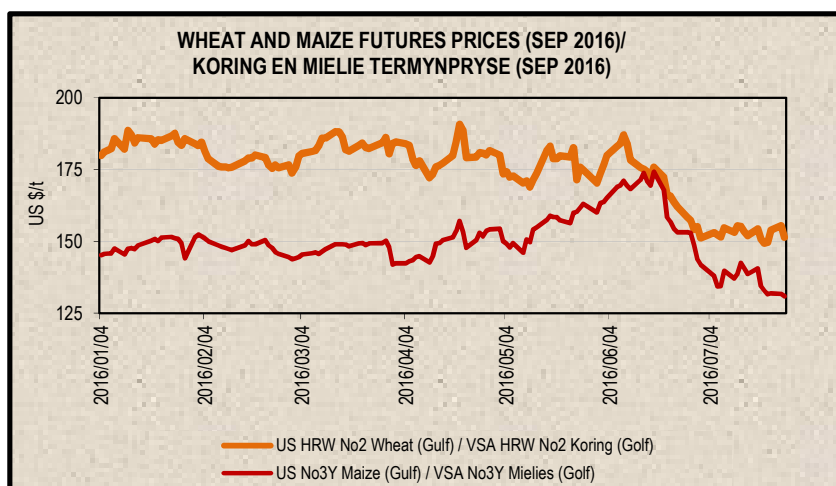
7. PRICES – INTERNATIONAL (US\$/t)

7. PRYSE - INTERNASIONAAL (VSA\$/t)

FOB (US\$/t)	Export Quotations/ Uitvoerkwotasie (b)(e)(f)				VAB (VSA\$/t)
	2016/07/26	2016/07/19	2016/07/12	2016/07/05	
US No 2 HRW Wheat (Gulf)	188.00	187.00	192.00	184.00	VSA No 2 HRW Koring (Golf)
US DNS Wheat 14% PNW	232.00	231.00	234.00	231.00	VSA DNS Koring 14% PNW
Argentine Wheat (Up River)	210.00	210.00	210.00	210.00	Argentynse Koring (Up River)
EC (France) Wheat (grade 1)	185.00	184.00	184.00	175.00	EU (Frankryk) Koring (graad 1)
EC (Germany) B Quality Wheat	189.00	182.00	183.00	178.00	EU (Duitsland) B Kwaliteit Koring
Black Sea Milling Wheat	165.00	163.00	165.00	169.00	Swart See Maalkoring
US No 3Y Maize (Gulf)	173.00	174.00	176.00	171.00	VSA No3Y Mielies (Golf)
Argentine Maize (Up River)	182.00	179.00	178.00	177.00	Argentynse Mielies (Up River)
US Sorghum (Gulf)	169.00	173.00	177.00	174.00	VSA Sorghum (Golf)
Argentine Sorghum (Up River)	149.00	155.00	148.00	148.00	Argentynse Sorghum (Up River)
US Soybeans (Gulf)	403.00	422.00	444.00	446.00	VSA Sojabone (Gulf)
Argentine Soybeans (Up River)	407.00	420.00	440.00	442.00	Argentynse Sojabone (Up River)
Canadian Canola	358.00	375.00	384.00	393.00	Kanadese Canola
Argentine Groundnuts Runners 40/50	1429.00	1349.00	1349.00	1319.00	Argentynse Grondbone 40/50 Runners
US Groundnuts Runners 40/50 shelled	1370.00	1219.00	1219.00	1169.00	VSA Grondbone 40/50 Runners uitgedop
Australian Malting Barley (Gairdner Malt)	248.00	247.00	250.00	250.00	Australiese Moutgars (Gairdner Malt)



Futures prices (US\$/t) / Termynpryse (VSA\$/t) (c)(d) (2016/07/26)							
Commodity	Sep-16	Dec-16	Mar-17	May-17	Jul-17	Sep-17	Kommoditeit
US No3 Yellow maize	130.86	133.62	137.40	139.52	141.49	143.06	VSA No3 Geelmielies
US No2 HRW wheat	122.13	124.71	128.23	130.22	132.06	133.53	VSA No2 HRW koring
US Soybeans	361.93	n/a	353.92	352.37	352.81	n/a	VSA Sojabone



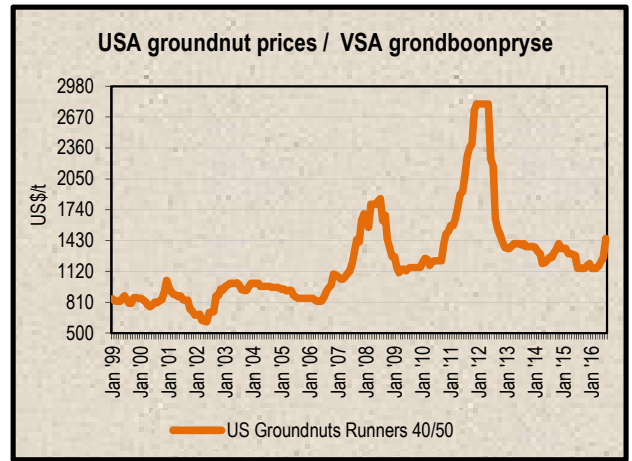
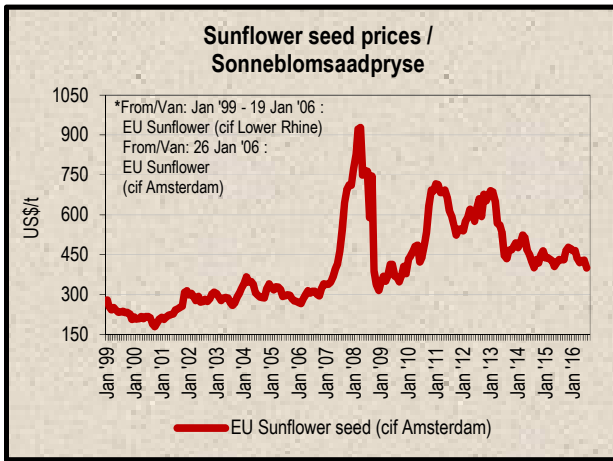
8. LOWEST REPRESENTATIVE ASKING PRICES
(US\$/t)(e)(f) (Prices of previous week)

8. LAAGSTE VERTEENWOORDIGENDE PRYSE GEVRA
Pryse van vorige week (VSA\$/t) (e)(f)

US\$/t	2016/07/21	2016/07/14	Change/ Verandering	VSA\$/t
Soybeans, Brazil, c.i.f. Rotterdam	448	481	-6.9%	Sojabone, Brasilië, k.a.v. Rotterdam
Soybeans, USA, c.i.f. Rotterdam	420	450	-6.7%	Sojabone, VSA, k.a.v. Rotterdam
Groundnuts, USA Runners 40/50*	1450	1350	7.4%	Grondbone, VSA Runners 40/50*
Groundnuts, Argentine Runners 40/50*	1510	1430	5.6%	Grondbone, Argentynse Runners 40/50*
Groundnut-oil, c.i.f. Rotterdam	1680	1670	0.6%	Grondboon-olie, k.a.v. Rotterdam
Sunflower seed, EU c.i.f. Amsterdam	400	410	-2.4%	Sonneblomsaad, EU k.a.v. Amsterdam
Sunflower-oil, EU (fob) N.W. Europe	820	820	0.0%	Sonneblom-olie, EU (vab) N.W. Eur.
Rapeseed, Europe, 00, c.i.f. Hamburg	400	400	0.0%	Raapsaad, Europa, 00, k.a.v. Hamburg

* Shelled, c.i.f. Rotterdam

* Uitgedop k a v Rotterdam



9. IGC FREIGHT INDICES (b)

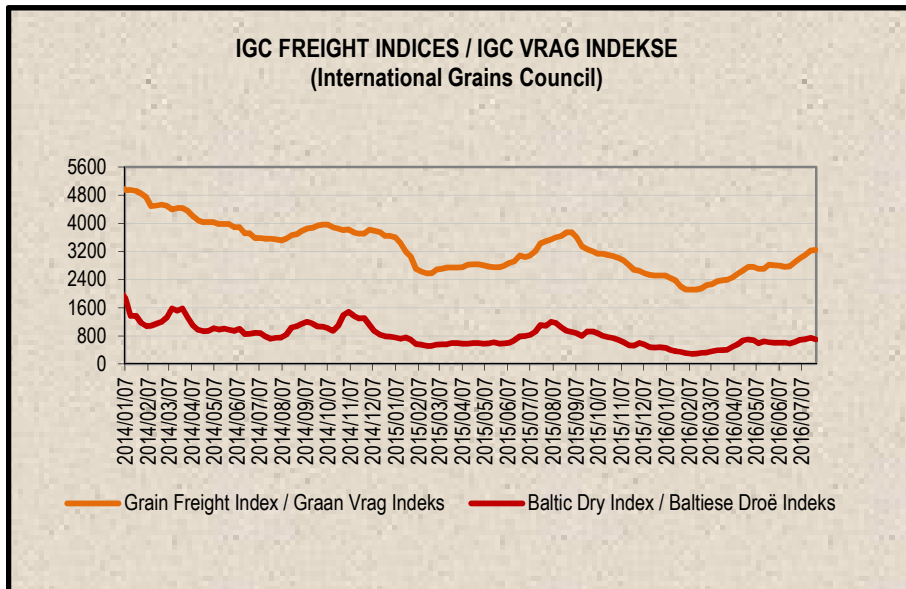
9. IGC VRAG INDEKSE (b)

IGC FREIGHT INDICES / IGC VRAG INDEKSE

	2016/06/21	2016/06/28	2016/07/05	2016/07/12	2016/07/19	2016/07/26	
Grain Freight Index*	2779	2896	3004	3111	3228	3247	Graan Vrag Indeks*
Baltic Dry Index	580	627	692	711	746	696	Baltiese Droë Indeks

* IGC Grain Freight Index represents 15 major grain routes, including five from the United States of America, and two each from other main exporting nations (including Argentina, Black Sea, Europe and Canada); with base an average of the four weeks ending 11 May 2005 = 6000. The updated indices will be available on Thursdays on SAGIS' website.

* IGC Graan Vrag Indeks verteenwoordig 15 hoof graanroetes, insluitende vyf vanaf die Verenigde State van Amerika, en twee elk van ander hoof uitvoermasies (insluitende Argentinie, Swart See, Europa en Kanada); met basis 'n gemiddeld van die vier weke geëindig 11 Mei 2005 = 6000. Die opgedateerde indekse sal Donderdae op SAGIS se webwerf beskikbaar.



10. IMPORT PARITY PRICES – SUMMER GRAINS (b)

10. INVOERPARITEITPRYSE - SOMERGRANE (b)

INVOERPARITEITPRYSE VAN SOMERGRANE (BTW UITGESLT)			2016/07/28			IMPORT PARITY PRICES OF SUMMER GRAINS (VAT EXCL)		
ITEM	Nota/ Note	Mielies/Maize	Mielies/Maize	Sorghum	Sorghum	Sorghum	ITEM	
		VSA/ USA Golf/Gulf (no.3Y) \$/t	Argentynse/ Argentine Up River \$/t	VSA/ USA Golf/Gulf \$/t	Argentynse/ Argentine Up River \$/t	Australiese/ Australian Brisbane \$/t		
Internasionale VAB pryse	a	173.00	182.00	169.00	149.00	194.00	International FOB prices	
Vraggeld	b	29.00	22.00	29.00	22.00	16.00	Freight Rates	
Assuransie (0.3% van VAB)		0.52	0.55	0.51	0.45	0.58	Insurance (0.3% of FOB)	
1 KOSTE, ASSURANSIE EN VRAG (KAV) \$/T		202.52	204.55	198.51	171.45	210.58	1 COST, INSURANCE AND FREIGHT (CIF) \$/T	
R/\$ Wisselkoers op: 2016/07/26		14.3810	14.3810	14.3810	14.3810	14.3810	Converted to R/t	
R/\$ Wisselkoers op: 2016/07/26		R/t	R/t	R/t	R/t	R/t	R/\$ Exchange rate on: 2016/07/26	
2 KOSTE, ASSURANSIE EN VRAG (KAV) R/t		2912.44	2941.63	2854.77	2465.62	3028.35	2 COST, INSURANCE AND FREIGHT (CIF) R/t	
Finansieringskoste	c	25.13	25.39	24.64	21.28	26.14	Financing cost	
3 KOSTE, ASSURANSIE, VRAG EN FINANSIERING R/t		2937.57	2967.02	2879.41	2486.90	3054.49	3 COST, INSURANCE, FREIGHT AND FINANCING R/t	
Aflaai-koste:	d, e			146.54	146.54	146.54	Discharging cost:	
- Kaapstad		122.93	122.93	n/a	n/a	n/a	- Cape Town	
- Durban		163.11	163.11	170.37	170.37	170.37	- Durban	
Invoertarif	f	0.00	0.00	72.91	64.28	83.70	Import Tariff	
4 VRY OP SPOOR (VOS) R/t							4 FREE ON RAIL (FOR) R/t	
- Kaapstad		3060.50	3089.95	n/a	n/a	n/a	- Cape Town	
- Durban		3100.68	3130.13	3098.86	2697.72	3284.73	- Durban	
Spoorvragkoste	g						Railage cost	
- Durban na Randfontein		246.10	246.10	246.10	246.10	246.10	- Durban to Randfontein	
5 GELEWER:							5 DELIVERED:	
- Durban na Randfontein R/ton		3346.78	3376.23	3344.96	2943.82	3530.83	- Durban to Randfontein R/ton	

Notas/Notes:

a Bron van pryse en vraggeld : IGC GMI
Source of prices and freight rates: IGC GMI

2016/07/28

Termyn / Term	US\$/ton (VAB/FOB)	Vraggeld/Freight Rate:	US\$/ton
Aug 2016	173.00	US Golf / Gulf	29.00
Jul 2016	182.00	Argentinië / Argentina	22.00
Aug 2016	169.00	Australië / Australia	16.00
Jul 2016	149.00		
Jul 2016	194.00		

b Vraggeld: bereken vir vragte van +/- 20 000 - 30 000t / Freight rates: calculated for freights of +/- 20 000 - 30 000t

c Finansieringskoste: 30 000t @ KAV @ primakoers vir 30 dae. Bron/Source: SARB 10.50% 2016/03/18
Financing cost: 30 000t @ CIF @ prime rate for 30 days.

d Aflaai-koste / Discharging costs (R/ton):

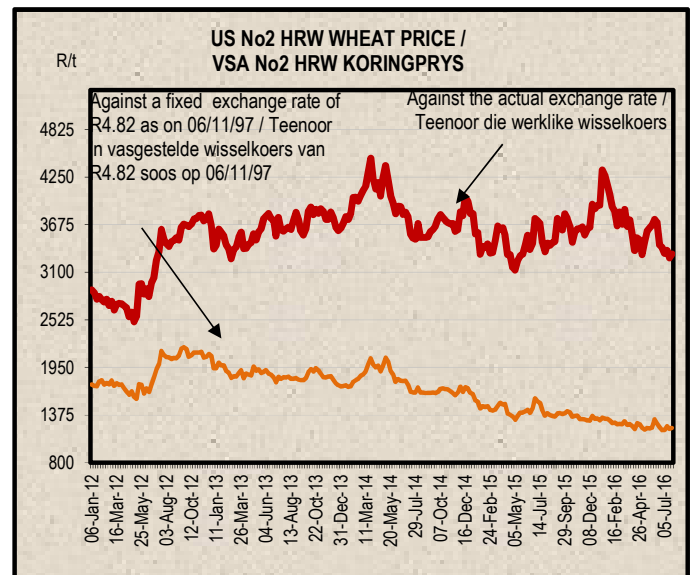
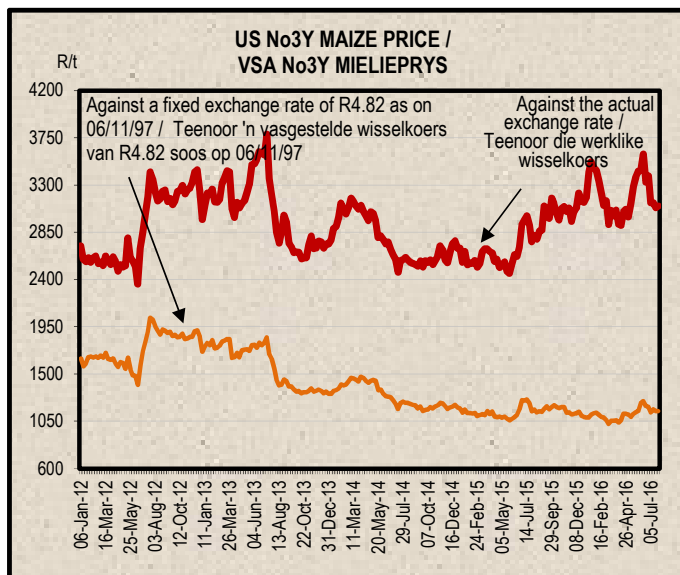
	Mielies/Maize:	Sorghum
Kaapstad / Cape Town:	122.93	n/a
Durban:	163.11	170.37

Bron / Source: Hull Blyth

e Ingesluit: Kaai, hantering, kaaibesig, agente/dokumentasie, logistiek & opnames (inspeksie van skeepsvrag) / Included: Wharfage, handling, wharf supervision, agent/documentation, logistic & survey (inspection of shipload).
Uitgesluit: Gesondheidsinspeksie-, skeepsgagentskapfooi, strookbetsingsfooi vir GMO, opbergingskoste asook BTW en invoerbelasting / Excluded: Health inspection fee, Ship agency fee, strip testing fees for GMO, storage costs as well as VAT and import duty.
N.B: Slegs 'n aanduiding, aangesien koste van opname beding kan word / N.B: Indication only, as cost of survey can be negotiated.

f Invoertarif / Import Tariff
Mielies/Maize = Vry / Free
Sorghum = 3% op VAB / on FOB

g Neem asb. kennis dat 'n verandering in Spoorwet se spoorvrag op 1 April 2016 plaasgevind het na R246.10.
Please take note that there was a change in Spoorwet railage cost on 1 April 2016 to R246.10.



11. IMPORT PARITY PRICES – WINTER CEREALS (b)

11. INVOERPARITEITPRYSSE - WINTERGRANE (b)

INVOERPARITEITPRYSSE VAN WINTERGRANE (BTW UITGESLT)		2016/07/28		IMPORT PARITY PRICES OF WINTER CEREALS (VAT EXCL)				
ITEM	Nota/ Note	Koring/Wheat	Koring/Wheat	Koring/Wheat	Koring/Wheat	Gars/Barley	Gars/Barley	ITEM
		VSA/ USA Golf/Gulf	VSA/ USA PNW	Argentynse/ Argentine Up River	EU Duitsland/ Germany B kwaliteit/ quality	Australiese/ Australian Adelaide	Franse/ French Rouen	
		HRW	DNS	Trigo Pan		Mout/Malting	Mout/Malting	
Internasionale VAB pryse	a	188.00	232.00	210.00	189.00	248.00	216.00	International FOB prices
Vraggeld	b	29.00	29.00	22.00	21.00	17.00	22.00	Freight Rates
Assuransie (0.3% van VAB)		0.56	0.70	0.63	0.57	0.74	0.65	Insurance (0.3% of FOB)
1 KOSTE, ASSURANSIE EN VRAG (KAV) \$/T		217.56	261.70	232.63	210.57	265.74	238.65	1 COST, INSURANCE AND FREIGHT (CIF) \$/T
<i>Omskakel na R/t</i>								<i>Converted to R/t</i>
R/\$ Wisselkoers op: 2016/07/26		14.3810	14.3810	14.3810	14.3810	14.3810	14.3810	R/\$ Exchange rate on: 2016/07/26
2 KOSTE, ASSURANSIE EN VRAG (KAV) R/t		3128.73	3763.51	3345.45	3028.21	3821.61	3432.03	2 COST, INSURANCE AND FREIGHT (CIF) R/t
Finansieringskoste	c	27.00	32.48	28.87	26.13	32.98	29.62	Financing cost
3 KOSTE, ASSURANSIE, VRAG EN FINANSIERING R/t		3155.73	3795.99	3374.32	3054.34	3854.59	3461.65	3 COST, INSURANCE, FREIGHT AND FINANCING R/t
Aflaaiikoste	d, e							Discharging cost
3.1 Kaapstad (Hoofsaaklik kaaihykraan metode)		124.02	124.02	124.02	124.02	157.11	157.11	3.1 Cape Town (Mainly shore cranes method)
3.2 Durban (Hoofsaaklik suig-in-silo metode)		163.11	163.11	163.11	163.11	170.37	170.37	3.2 Durban (Mainly suction into silo method)
Invoertarif op koring	f	1224.30	1224.30	1224.30	1224.30	0.00	0.00	Import Tariff on wheat
4 VRY OP SPOOR (VOS) R/t								4 FREE ON RAIL (FOR) R/t
4.1 Kaapstadhawe		4504.05	5144.31	4722.64	4402.66	4011.70	3618.76	4.1 Cape Town Harbour
4.2 Durbanhawe		4543.14	5183.40	4761.73	4441.75	4024.96	3632.02	4.2 Durban Harbour
Spoorvragkoste	g							Railage cost
- Kaapstad na Paarl		85.60	85.60	85.60	85.60	n/a	n/a	- Cape Town to Paarl
- Durban na Randfontein		246.10	246.10	246.10	246.10	246.10	246.10	- Durban to Randfontein
5 GELEWER:								5 DELIVERED:
- Kaapstad na Paarl R/ton		4589.65	5229.91	4808.24	4488.26	n/a	n/a	- Cape Town to Paarl R/ton
- Durban na Randfontein R/ton		4789.24	5429.50	5007.83	4687.85	4271.06	3878.12	- Durban to Randfontein R/ton

Notas/Notes: 2016/07/26

a Bron van prysse en vraggeld : IGC GMI
Source of prices and freight rates: IGC GMI

Termyn / Term	VAB/FOB US\$/tn	Vraggeld / Freight Rate: US\$/tn	Gars/Barley = US\$ + 1
Aug 2016	188.00	US (Golf / Gulf)	29.00
Aug 2016	232.00	Argentinië / Argentine (Upriver)	22.00
Jul 2016	210.00	EEC (Bordeaux Hamburg)	21.00
Jul 2016	189.00	Australië / Australia (Eastern)	16.00
Jul 2016	248.00		17.00
Ok/Ok 2016	216.00		

b Vraggeld: bereken vir vragte van +/- 20 000 - 30 000t / Freight rates: calculated for freights of +/- 20 000 - 30 000t

c Finansieringskoste: 30 000t @ KAV @ primakoers vir 30 dae. Bron/Source: SARB 10.50% 2016/03/18
Financing cost: 30 000t @ CIF @ prime rate for 30 days.

d Aflaaiikoste / Discharging cost (R/ton):

	Koring/Wheat	Gars/Barley:
Kaapstad /		
Cape Town:	124.02	157.11
Durban:	163.11	170.37

e Ingesluit: Kaalgelde, hantering, kaaitesig, agente/dokumentasie, logistiek & opnames (inspeksie van skeepsvrag).
Included: Wharfage, handling, wharf supervision, agent/documentation, logistic & survey (inspection of shipload).
Uitgesluit: Gesondheidsinspeksie-, skeepagentskapfooi, strookbetsingsfooi vir GMO, opbergingskoste asook BTW en invoerbelasting.
Excluded: Health inspection fee, Ship agency fee, strip testing fees for GMO, storage costs as well as VAT and import duty.
N.B. Stigs 'n aanduiding, aangesien koste van opname beding kan word / N.B. Indication only, as cost of survey can be negotiated.

f Invoertarif / Import Tariff:
Koring/Wheat = R1224.30 p/ton
Gars/Barley = Vry/Free

g Neem asb. Kennis dat Spoomet se spoorvrag op 1 April 2016 verander het soos volg:
Kaapstad na Paarl R85.60 en Durban na Randfontein R246.10.
Please take note that on 1 April 2016 Spoomet railage cost changed as follows:
Cape Town to Paarl R85.60 and Durban to Randfontein R246.10.

12. IMPORT PARITY PRICES – OIL SEEDS (b)(e)(f)

12. INVOERPARITEITPRYSE - OLIESADE (b)(e)(f)

INVOERPARITEITPRYSE VAN OLIESADE (BTW UITGESLT)		2016/07/28							IMPORT PARITY PRICES OF OIL SEEDS (VAT EXCL)	
ITEM	Nota/ Note	Sojabone/ Soybeans	Sojabone/ Soybeans	Sojabone/ Soybeans	Sonneblom/ Sunflower	Canola	Grondbone/ Groundnuts	Grondbone/ Groundnuts	ITEM	
		VSA/ USA Golf/Gulf	Argentynse/ Argentine Up River	Brazilië/ Brazil Paranagua	EU Franse/ French Bordeaux	Kanadese/ Canadian Vancouver	Argentynse/ Argentine Raw Runners 40/50	VSA/ USA Raw Runners 40/50		
		\$/t	\$/t	\$/t	\$/t	\$/t	\$/t	\$/t		
Internasionale VAB pryse	a	403.00	407.00	423.00	397.00	358.00	1429.00 *	1370.00 *	International FOB prices	
Vraggeld	b	29.00	22.00	22.00	21.00	28.00	81.00	29.00	Freight Rates	
Assuransie (0.3% van VAB)		1.21	1.22	1.27	1.19	1.07	4.29	4.11	Insurance (0.3% of FOB)	
1 KOSTE, ASSURANSIE EN VRAG (KAV) \$/T Omskakel na R/t R/\$ Wisselkoers op: 2016/07/26		433.21	430.22	446.27	419.19	387.07	1514.29	1403.11	1 COST, INSURANCE AND FREIGHT (CIF) \$/T Converted to R/t R/\$ Exchange rate on: 2016/07/26	
2 KOSTE, ASSURANSIE EN VRAG (KAV) R/t		14.3810	14.3810	14.3810	14.3810	14.3810	14.3810	14.3810	2 COST, INSURANCE AND FREIGHT (CIF) R/t	
3 KOSTE, ASSURANSIE, VRAG EN FINANSIERING R/t	c	6229.99	6186.99	6417.81	6028.37	5566.45	21777.00	20178.12	3 COST, INSURANCE, FREIGHT AND FINANCING R/t	
Finansieringskoste		53.77	53.39	55.39	52.03	48.04	187.94	174.14	Financing cost	
4 VRY OP SPOOR (VOS) R/t Durban	d, e	6283.76	6240.38	6473.20	6080.40	5614.49	21964.94	20352.26	4 FREE ON RAIL (FOR) R/t Durban	
Aflaakoste: Durban	f	170.37	170.37	170.37	268.74	170.37	579.41	579.41	Discharging cost: Durban	
Invoertarif:		463.64	468.25	486.65	0.00	514.84	2055.04	1970.20	Import Tariff:	
5 GELEWER: - Durban na Randfontein R/ton	g	6917.77	6879.00	7130.22	6349.14	6299.70	24599.39	22901.87	5 DELIVERED: - Durban to Randfontein R/ton	
		246.10	246.10	246.10	246.10	246.10	-	-	Railage cost - Durban to Randfontein	
		7163.87	7125.10	7376.32	6595.24	6545.80	-	-		

Notas/Notes:

a Bron van pryse en vraggeld / Source of prices and freight rates : IGC (GMI), Geogalos Peanut World & Oilworld

2016/07/26

Termyn / Term	US\$/ton (VAB/FOB)	Vraggeld/Freight Rate:	US\$/ton
Sojabone/Soybeans: VSA/USA (Golf/Gulf)	403.00	US Golf / Gulf	29.00
Sojabone/Soybeans: Argentinië/Argentina (Up River)	407.00	Argentinië / Argentina	22.00
Sojabone/Soybeans: Brazilië/Brazil (Paranagua)	423.00	EEC (Bordeaux/Hamburg)	21.00
Sonneblom/Sunflower: EU Frankryk/France (Bordeaux)	397.00	Kanada/Canada (North Pacific)	28.00
Canola: Kanada/Canada (Vancouver)	358.00	Grondbone/Groundnuts (ARG)	81.00
Grondbone/Groundnuts: Argentinië/Argentina (Raw Runner 40/50)	1429.00		
Grondbone/Groundnuts: VSA/USA (Runners 40/50)	1370.00		

b Vraggeld: bereken vir vragte van +/- 20 000 - 30 000t / Freight rates: calculated for freights of +/- 20 000 - 30 000t

c Finansieringskoste: 30 000t @ KAV @ primakoers vir 30 dae. Bron/Source: SARB 10.50% 2016/03/18

Finansieringskoste: 30 000t @ CIF @ prime rate for 30 days.

d Aflaakoste / Discharging costs (R/ton):

	Sojabone/ Soybeans	Sonneblom/ Sunflower	Canola	Grondbone/ Groundnuts
Durban:	170.37	268.74	170.37	579.41

e Aflaakoste / Discharging fees:

Ingesluit: Kaaigelde, hantering, kaaioesig, agente/dokumentasie, logistiek & opnames (inspeksie van skeepsvrag) /

Included: Wharfage, handling, wharf supervision, agent/documentation, logistic & survey (inspection of shipload).

Uitgesluit: Gesondheidsinspeksie-, skeepagentskapfooi, strooktoetsingsfooi vir GMO, opbergingskoste asook BTW en invoerbelasting /

Excluded: Health inspection fee, Ship agency fee, strip testing fees for GMO, storage costs as well as VAT and import duty.

N.B: Slegs 'n aanduiding, aangesien koste van opname beding kan word / N.B: Indication only, as cost of survey can be negotiated.

f Invoertarif / Import Tariff:

Sojabone/Soybeans = 8% op VAB / on FOB

Sonneblom/Sunflower = Vry / Free

Canola = 10% op VAB / on FOB

Grondbone/Groundnuts = 10% op VAB / on FOB

g Neem asb. Kennis dat Spoorwet se spoorvrag op 1 April 2016 verander het na R246.10.

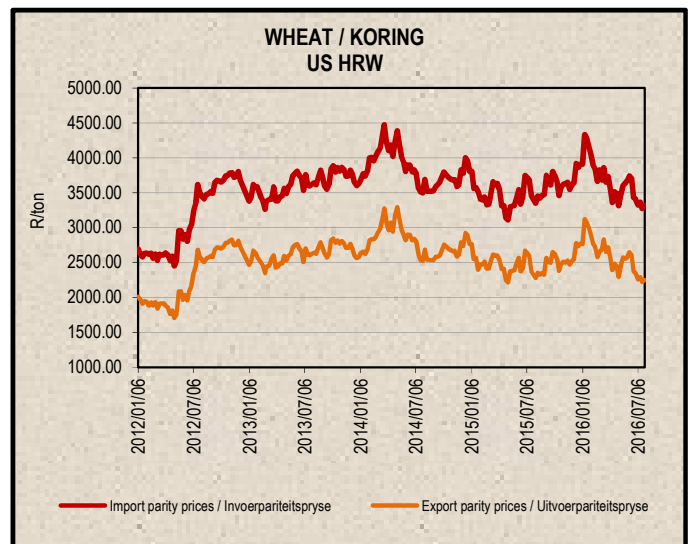
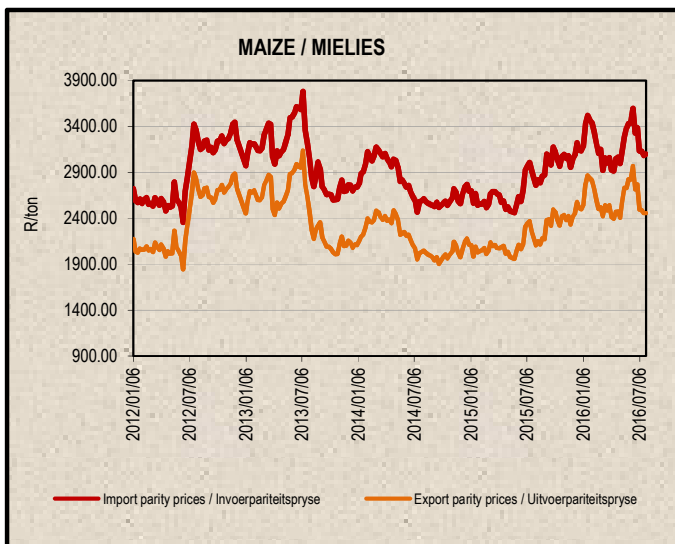
Please take note that on 1 April 2016 Spoorwet railage cost changed to R246.10.

* Kwotasies is k.a.v. pryse. VAB pryse dus berekende pryse (kav minus vraggeld) / Quotes are c.i.f. prices. FOB prices are therefore calculated prices (cif minus freight rates).

13. EXPORT PARITY PRICES (b)

13. UITVOERPARITEITPRYSE (b)

INDICATIVE EXPORT PARITY PRICES	2016/07/28				AANDUIDENDE UITVOERPARITEITSPRYSE
This is only an example of how an export parity price can be calculated - it can vary according to need	US No3Y Maize/ Mielies Gulf/Golf (b) Aug 2016	US HRW Wheat/Koring Gulf/Golf (b) Aug 2016	US DNS 14% Wheat/Koring PNW (b) Aug 2016	Argentine Raw Runner 40/50 Groundnuts/ Grondbone (f) Sep 16	Hierdie is slegs 'n voorbeeld van hoe 'n uitvoerpariteitsprys bereken kan word - dit kan varieer volgens behoeftes
FOB Gulf value (\$/t)	173.00	188.00	232.00	1429.00	VAB Golfwaarde (\$/t)
Difference in quality and locality of SA ¹ Maize: Plus US\$10 (\$/t) Groundnuts: Less 3,5% of fob value	\$10.00			96,5%	Kwaliteits- en liggingsverskil van SA ¹ Mielies: Plus VS\$10 (\$/t) Grondbone: Min 3,5% van vab waarde
SA fob price (\$/t)	183.00	188.00	232.00	1378.99	SA vab prys (\$/t)
Exchange rate (1\$=): (2016/07/26)	14.3810	14.3810	14.3810	14.3810	Wisselkoers (1\$=): (2016/07/26)
FOB Gulf value (R/t)	2631.72	2703.63	3336.39	19831.26	VAB Golfwaarde (R/t)
Marketing costs:					Bemerkings koste:
Financing (Prime rate 10.50% - 30 days) (R/t)	22.71	23.33	28.79	171.15	Finansieringskoste (Primakoers 10.50% - 30 dae) (R/t)
Railage: ² Randfontein – Durban harbour	246.10	246.10	246.10	-	Spoorvrag: ² Randfontein – Durbanhawe
Loading costs: (R/t) ³ Durban Harbour (Mainly spout method)	151.88	163.20	163.20	467.13	Oplaaikoste: (R/t) ³ Durbanhawe (Hoofsaaklik tregter metode)
EXPORT REALISATION (R/t): Randfontein	2211.03	2271.00	2898.30	19192.98	UITVOER REALISASIE (R/t): Randfontein
<i>Difference in quality and locality of SA (As requested by the industry) As from 14 June 2012, the discount/rebate will no longer be used to calculate the export parity price on US HRW and a new calculation will be added for US DNS, also without the discount/rebate.</i>			1		<i>Kwaliteits- en liggingsverskil van SA (Soos deur die bedryf versoek) Vanaf 14 Junie 2012 sal die diskonto/premie nie meer gebruik word by die berekening van die uitvoerpariteitsprys van US HRW nie en 'n nuwe berekening word nou vir US DNS gedoen, ook sonder diskonto/premie.</i>
<i>Railage costs: Please take note that on 1 April 2016 Spoomet railage cost changed to R246.10.</i>			2		<i>Spoorvrag koste: Neem asb. Kennis dat Spoomet se spoorvrag op 1 April 2016 verander het na R246.10.</i>
<i>Loading costs, received from Hull Blyth: Included: Cargo dues, handling, wharf supervision, agency/documentation, logistics & surveys (inspection of cargo). Excluded: Ship agent fees, health & PPECB inspections, storage facility & transport costs to storage facility, VAT & duties.</i>			3		<i>Oplaaikoste, ontvang van Hull Blyth: Ingesluit: Kaagelde, hantering, kaaitoesig, agente/dokumentasie, logistiek & opnames (inspeksie van skeepsvrag) Uitgesluit: Skeepsagentskaps-, inspeksie-, opbergings- en vervoerkoste na opbergingsfasiliteit, BTW & invoerbelasting.</i>



14. WEATHER

For local weather, please follow the link below:
www.weathersa.co.za

14. WEER

Vir plaaslike weer, volg asseblief die onderstaande skakel:
www.weathersa.co.za

15. SUNDRIES (g)

15. DIVERSE (g)

RSA GRAIN & OILSEED POSITION / RSA GRAAN & OLIESAAD POSISIE

		White Maize / Witmielies	Yellow Maize / Geelmielies	Total Maize / Totaal Mielies	Barley / Gars	Oats / hawer	Wheat / Koring
From:		2016/05	2016/05	2016/05	2015/10	2015/10	2015/10
Until:		2016/06	2016/06	2016/06	2016/06	2016/06	2016/06
Opening stock / beginvoorraad		1 307 867	1 163 200	2 471 067	210 704	18 288	596 823
Deliveries / Lewerings	(a)	1 117 706	2 057 289	3 174 995	329 369	38 172	1 394 727
Imports / Invoere		20 618	267 850	288 468	18 238	30 207	1 535 635
Utilisation / Aanwending	(b)	740 140	982 314	1 722 454	298 253	56 185	2 337 874
Exports / Uitvoere		104 436	60 185	164 621	2390	66	53 823
Sundries / Diverse	(c)	-14 366	-239	-14 605	-3124	732	1 834
Unutilised stock/ Onaangewende voorraad		1 615 981	2 446 079	4 062 060	260 792	29 684	1 133 654

		Sorghum	Canola	Groundnuts / Grondbone	Soybeans / Sojabone	Sunflower / Sonneblom
From:		2016/03	2015/10	2016/03	2016/03	2016/03
Until:		2016/06	2016/06	2016/06	2016/06	2016/06
Opening stock / beginvoorraad		83 142	50 313	12 174	89 128	45 867
Deliveries / Lewerings	(a)	40 062	92 799	12 711	679 631	533 219
Imports / Invoere		36 503	0	13 514	225 353	16 775
Utilisation / Aanwending	(b)	58 266	99 302	19 810	389 512	170 611
Exports / Uitvoere		7 099	0	2 732	1 670	65
Sundries / Diverse	(c)	4 837	286	-22	633	599
Unutilised stock/ Onaangewende voorraad		89 505	43 524	15 879	602 297	424 586

Notes:

- (a) Deliveries directly from farms. / Lewerings direk vanaf plase.
- (b) Includes withdrawn by farmers, end-consumers and seed (d). / Ingesluit onttrekking deur produsente, eindverbruikers en saad vir plantdoeleindes (d).
- (c) Includes surplus and shortages. / Ingesluit surplusse en tekorte.
- (d) Seed: No seed information for maize and sorghum. / Saad: Geen saad inligting vir mielies en sorghum nie.

Sources / Bronne:

(a) = Safex; (b) = International Grains Council; (c) = CBOT; (d) = KCBT;
 (e) = Oil World; (f) = Georgalos Peanut World; (g) = SAGIS.

* Formula according to ITAC (International Trade Administration Commission of South Africa) /
 Formule volgens ITAC (International Trade Administration Commission of South Africa)

SAGIS
 Nico Hawkins
 General Manager / Hoofbestuurder

Indemnity/Vrywaring: Although everything has been done to ensure the accuracy of the information, neither SAGIS nor any of its directors or employees takes any responsibility for actions or losses that might occur as a result of the usage of this information. / Alhoewel alles gedoen is om te verseker dat die inligting korrek is, aanvaar nie SAGIS of enige van sy direkteure of werknemers verantwoordelikheid vir enige aksies of verliese as gevolg van die inligting wat gebruik is nie.