

**SAGIS WEEKLY BULLETIN / SAGIS WEEKLIKSE BULLETIN**

1. Producer Deliveries (ton):			1. Produsentelewerings (ton):	
Commodity	Latest week/ Jongste week: 30 Jul - 05 Aug 2016	Total: current marketing year/ Totaal: huidige bemarkingsjaar	Total: same period previous marketing year/ Totaal: selfde periode vorige bemarkingsjaar	Kommoditeit
White maize	120 085	2 073 356	3 821 277	Witmielies
Yellow maize	80 456	3 117 850	3 956 651	Geelmielies
Total: maize	200 541	5 191 206	7 777 928	Totaal: mielies
Wheat	618	1 398 190	1 695 730	Koring

2. Imports (ton):			2. Invoere (ton):	
2.1 Imports for RSA			2.1 Invoere vir RSA	
Commodity	Latest week/ Jongste week: 30 Jul - 05 Aug 2016	Total: current marketing year/ Totaal: huidige bemarkingsjaar	Total: same period previous marketing year/ Totaal: selfde periode vorige bemarkingsjaar	Kommoditeit
White maize	7 462	155 581	802	Witmielies
Yellow maize	0	275 042	140 750	Geelmielies
Maize Total	7 462	430 623	141 552	Mielies Totaal
Wheat	11 405	1 746 322	1 506 776	Koring

**Origin of imports / Oorsprong van invoere**

White maize/Witmielies	Yellow maize/Geelmielies	Wheat/Koring
Mexico	Argentina	Argentina
USA		Australia
		Canada
		Germany
		Lithuania
		Poland
		Russia
		Ukraine
		USA

**2.2 Imports for other countries**

**2.2 Invoere vir ander lande**

White maize	0	6 440	0	Witmielies
Yellow maize	0	359	0	Geelmielies
Maize Total	0	6 799	0	Mielies Totaal
Wheat	1 327	184 754	121 776	Koring

**Origin of imports / Oorsprong van invoere**

White maize/Witmielies	Yellow maize/Geelmielies	Wheat/Koring
Mexico	Argentina	Argentina
USA		Australia
		Canada
		Germany
		Lithuania
		Poland
		Russia
		Ukraine

**3. Exports (ton):**
**3.1 RSA Exports**

Commodity	Latest week/ Jongste week: 30 Jul - 05 Aug 2016	Total: current marketing year/ Totaal: huidige bemarkingsjaar	Total: same period previous marketing year/ Totaal: selfde periode vorige bemarkingsjaar	Kommoditeit
White maize	7 727	133 923	113 710	Witmielies
Yellow maize	4 176	71 570	49 830	Geelmielies
Maize Total	11 903	205 493	163 540	Mielies Totaal
Wheat	208	47 277	250 225	Koring

**3. Uitvoere (ton):**
**3.1 RSA Uitvoere**
**Destination of exports / Bestemming van uitvoere**

White maize/Witmielies	Yellow maize/Geelmielies	Wheat/Koring
Botswana	Botswana	Botswana
Lesotho	Korea	Lesotho
Mozambique	Lesotho	Mozambique
Namibia	Mozambique	Namibia
Swaziland	Namibia	Swaziland
Zimbabwe	Swaziland	Zambia
	Zimbabwe	Zimbabwe

**3.2 Imports for Exports**

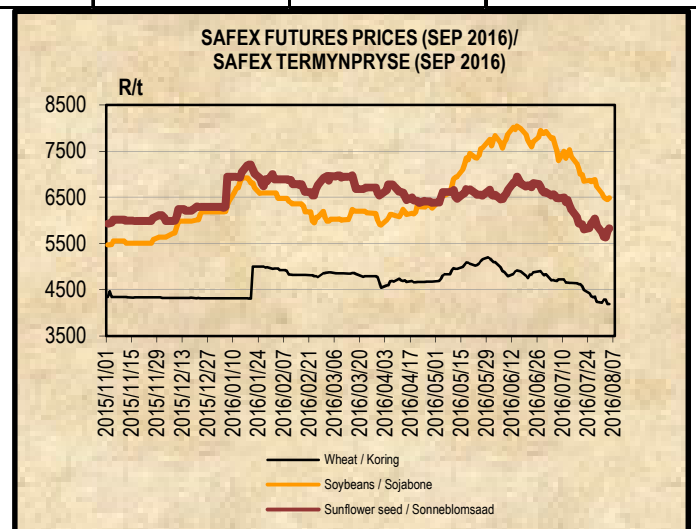
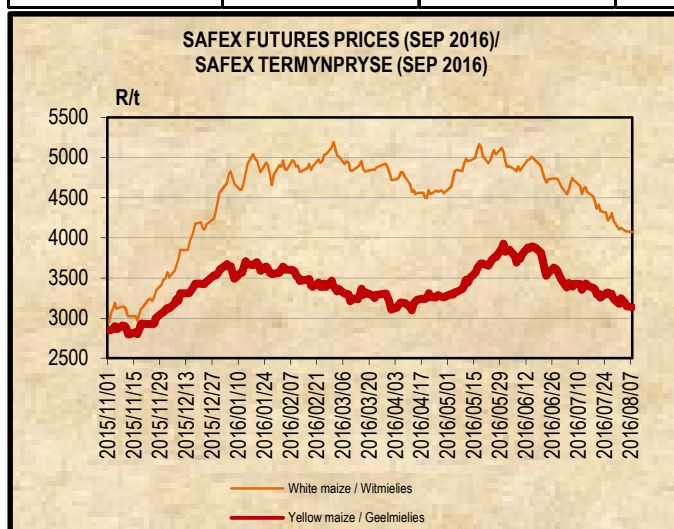
Commodity	0	8 129	0	Witmielies
White maize	0	5 624	0	Geelmielies
Yellow maize	0	13 753	0	Mielies Totaal
Maize Total	0	188 147	104 076	Koring
Wheat	0			

**3.2 Invoere vir Uitvoere**
**Destination of exports / Bestemming van uitvoere**

White maize/Witmielies	Yellow maize/Geelmielies	Wheat/Koring
Zimbabwe	Lesotho	Botswana
	Namibia	Lesotho
	Swaziland	Swaziland
	Zimbabwe	Zambia
		Zimbabwe

**4. DOMESTIC PRICES PER SAFEX (R/t) (a)**
**4. PLAASLIKE PRYSE VOLGENS SAFEX (R/t) (a)**

Commodity	Future Prices / Termynpryse (2016/08/09) R/ton					Kommoditeit
	Aug-16	Sep-16	Dec-16	Mar-17	May-17	
White maize	4059.00	4073.00	4084.00	3684.00	2878.00	Witmielies
Yellow maize	3100.00	3136.00	3181.00	3062.00	2645.00	Geelmielies
Wheat	4166.00	4193.00	4197.00	4299.00	4414.00	Koring
Sunflower	5751.00	5828.00	5966.00	5825.00	5700.00	Sonneblom
Soybeans	6470.00	6490.00	6525.00	6260.00	5900.00	Sojabone
Sorghum	3630.00	3800.00	3800.00	3650.00	3448.00	Sorghum



**5. IMPORT TARIFF ON MAIZE (b)\***

Derived US No2Y Yellow Maize fob (Gulf) (b)	2016-08-03	2016-08-04	2016-08-05	2016-08-08	2016-08-09	Afgeleide VSA No2Y Geelmielies vab (Golf) (b)
RSA Initial Reference Price	<b>\$110.00</b>					RSA Oorspronklike Verwysingsprys
Base price (\$/t)	117.65	117.65	117.65	117.65	117.65	Basisprys (\$/t)
Daily price (\$/t) (IGC)	169.60	167.60	169.60	170.60	168.60	Daaglikse prys (\$/t) (IGC)
Average of 21 days (\$/t)	175.22	175.12	175.12	174.74	174.41	Gemiddeld van 21 dae (\$/t)
Deviation from base price (\$/t)	-57.57	-57.47	-57.47	-57.09	-56.76	Afwyking van basisprys (\$/t)
Duty on maize (\$/t)	-65.22	-65.12	-65.12	-64.74	-64.74	Reg op mielies (\$/t)
Duty on maize (R/t)	-65.22	-65.12	-65.12	-64.74	-64.41	Reg op mielies (R/t)
R/\$ Exchange rate (average of 21 days)	14.3201	14.2716	14.2281	14.1766	14.1206	R/\$ Wisselkoers (gemiddeld van 21 dae)
<b>Tariff Gazetted 2006/12/08</b>	<b>R0.00/t</b>					<b>Tarief gepubliseer 2006/12/08</b>

**5. INVOERTARIEF OP MIELIES (b)\***
**6. IMPORT TARIFF ON WHEAT (b)\***

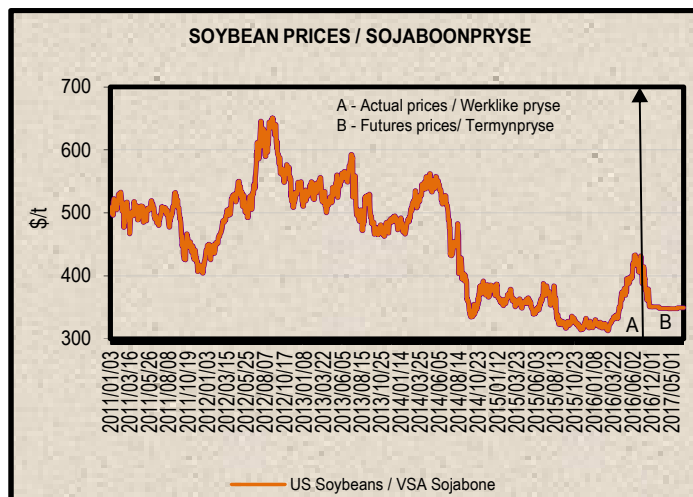
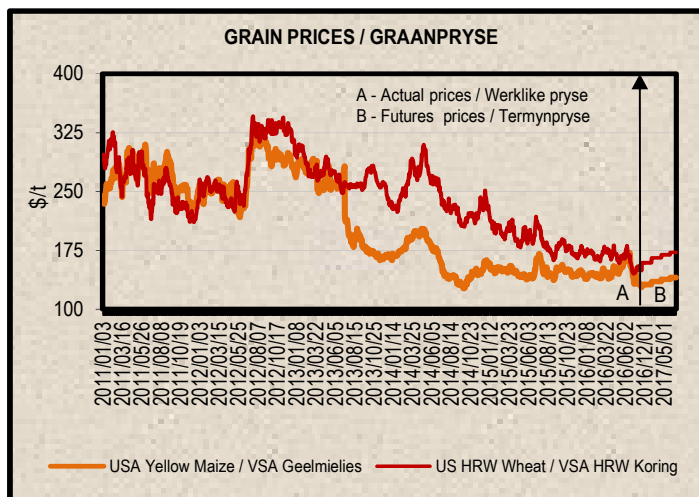
US No2 HRW fob (Gulf)	2016/07/12	2016/07/19	2016/07/26	2016/08/02	2016/08/09	VSA No2 HRW vab (Golf)
RSA Initial Reference Price	<b>\$294.00</b>					RSA Oorspronklike Verwysingsprys
Base price (\$/t)	193.33	193.33	193.33	193.33	193.33	Basis prys (\$/t)
Weekly price (\$/t) (IGC)	192.00	187.00	188.00	190.00	191.00	Weeklikse prys (\$/t) (IGC)
3 Weeks moving average (\$/t)	187.00	187.67	189.00	188.33	189.67	3 Weke skuiwende gemiddeld (\$/t)
Number of weeks that the deviation is more than \$10						Aantal weke wat die afwyking meer as \$10 is
Deviation from base price (\$/t)	6.33	5.66	4.33	5.00	3.66	Afwyking van basisprys (\$/t)
Calculated Duty on wheat (\$/t)	107.00	106.33	105.00	105.67	104.33	Berekende Reg op koring (\$/t)
Calculated Duty on wheat (R/t)	1532.23	1521.18	1510.01	1477.78	1400.75	Berekende Reg op koring (R/t)
R/\$ Exchange rate	14.3199	14.3062	14.3810	13.9849	13.4261	R/\$ Wisselkoers
<b>Tariff Gazetted 2016/04/11 (R/t)</b>	<b>R 1 224.30</b>					<b>Tarief gepubliseer 2016/04/11 (R/t)</b>

**6. INVOERTARIEF OP KORING (b)\***

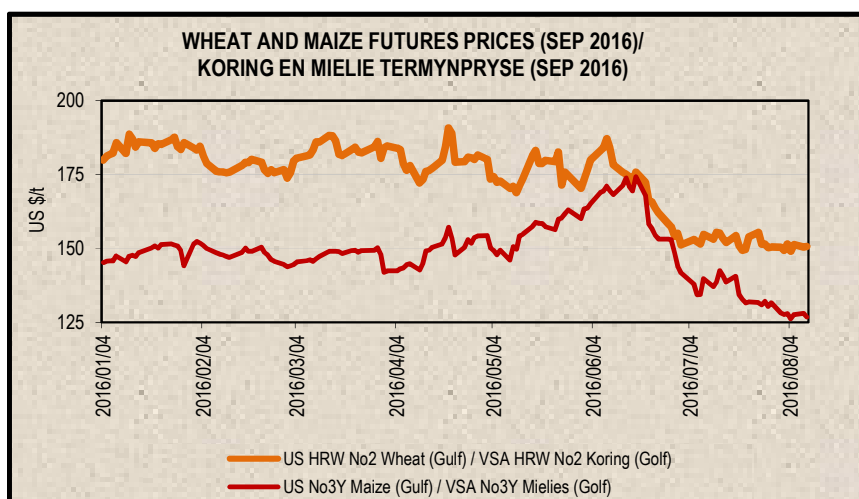
7. PRICES – INTERNATIONAL (US\$/t)

7. PRYSE - INTERNASIONAAL (VSA\$/t)

FOB (US\$/t)	Export Quotations/ Uitvoerkwotasie (b)(e)(f)				VAB (VSA\$/t)
	2016/08/09	2016/08/02	2016/07/26	2016/07/19	
US No 2 HRW Wheat (Gulf)	191.00	190.00	188.00	187.00	VSA No 2 HRW Koring (Golf)
US DNS Wheat 14% PNW	235.00	230.00	232.00	231.00	VSA DNS Koring 14% PNW
Argentine Wheat (Up River)	215.00	215.00	210.00	210.00	Argentynse Koring (Up River)
EC (France) Wheat (grade 1)	189.00	192.00	185.00	184.00	EU (Frankryk) Koring (graad 1)
EC (Germany) B Quality Wheat	192.00	195.00	189.00	182.00	EU (Duitsland) B Kwaliteit Koring
Black Sea Milling Wheat	169.00	166.00	165.00	163.00	Swart See Maalkoring
US No 3Y Maize (Gulf)	167.00	168.00	173.00	174.00	VSA No3Y Mielies (Golf)
Argentine Maize (Up River)	181.00	182.00	182.00	179.00	Argentynse Mielies (Up River)
US Sorghum (Gulf)	176.00	167.00	169.00	173.00	VSA Sorghum (Golf)
Argentine Sorghum (Up River)	145.00	147.00	149.00	155.00	Argentynse Sorghum (Up River)
US Soybeans (Gulf)	421.00	401.00	403.00	422.00	VSA Sojabone (Gulf)
Argentine Soybeans (Up River)	409.00	405.00	407.00	420.00	Argentynse Sojabone (Up River)
Canadian Canola	381.00	370.00	358.00	375.00	Kanadese Canola
Argentine Groundnuts Runners 40/50	1449.00	1449.00	1429.00	1349.00	Argentynse Grondbone 40/50 Runners
US Groundnuts Runners 40/50 shelled	1469.00	1369.00	1370.00	1219.00	VSA Grondbone 40/50 Runners uitgedop
Australian Malting Barley (Gairdner Malt)	251.00	251.00	248.00	247.00	Australiese Moutgars (Gairdner Malt)



Futures prices (US\$/t) / Termynpryse (VSA\$/t) (c)(d) (2016/08/09)							
Commodity	Sep-16	Dec-16	Mar-17	May-17	Jul-17	Sep-17	Kommoditeit
US No3 Yellow maize	126.84	130.86	135.03	137.63	140.15	142.75	VSA No3 Geelmielies
US No2 HRW wheat	150.65	159.98	166.15	170.20	173.43	179.31	VSA No2 HRW koring
US Soybeans	369.27	n/a	358.62	357.88	358.62	348.40	VSA Sojabone



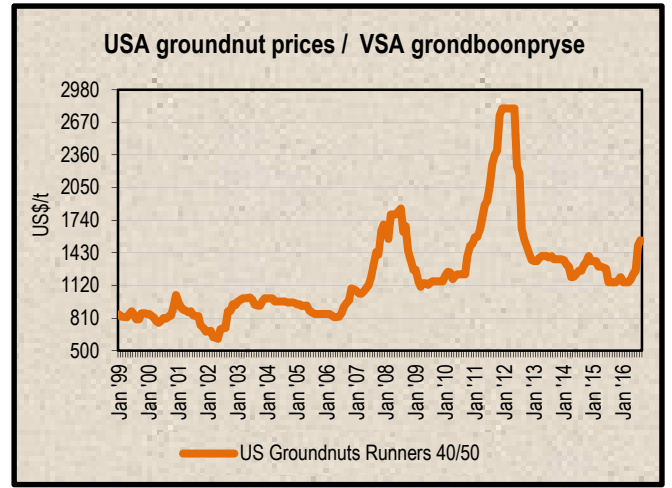
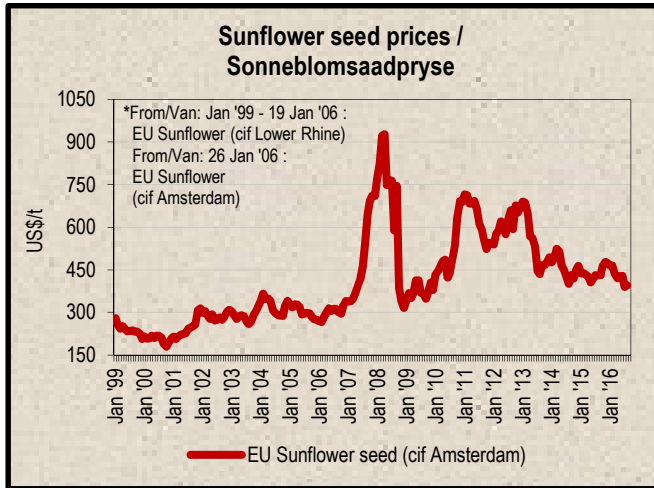
**8. LOWEST REPRESENTATIVE ASKING PRICES**  
(US\$/t)(e)(f)(Prices of previous week)

**8. LAAGSTE VERTEENWOORDIGENDE PRYSE GEVRA**  
(Pryse van vorige week)(VSA\$/t)(e)(f)

US\$/t	2016/08/04	2016/07/28	Change/ Verandering	VSA\$/t
Soybeans, Brazil, c.i.f. Rotterdam	430	436	-1.4%	Sojabone, Brasilië, k.a.v. Rotterdam
Soybeans, USA, c.i.f. Rotterdam	403	411	-1.9%	Sojabone, VSA, k.a.v. Rotterdam
Groundnuts, USA Runners 40/50*	1550	1500	3.3%	Grondbone, VSA Runners 40/50*
Groundnuts, Argentine Runners 40/50*	1530	1530	0.0%	Grondbone, Argentynse Runners 40/50*
Groundnut-oil, c.i.f. Rotterdam	N/A	N/A	N/A	Grondboon-olie, k.a.v. Rotterdam
Sunflower seed, EU c.i.f. Amsterdam	395	390	1.3%	Sonneblomsaad, EU k.a.v. Amsterdam
Sunflower-oil, EU (fob) N.W. Europe	800	795	0.6%	Sonneblom-olie, EU (vab) N.W. Eur.
Rapeseed, Europe, 00, c.i.f. Hamburg	410	402	2.0%	Raapsaad, Europa, 00, k.a.v. Hamburg

\* Shelled, c.i.f. Rotterdam

\* Uitgedop k a v Rotterdam



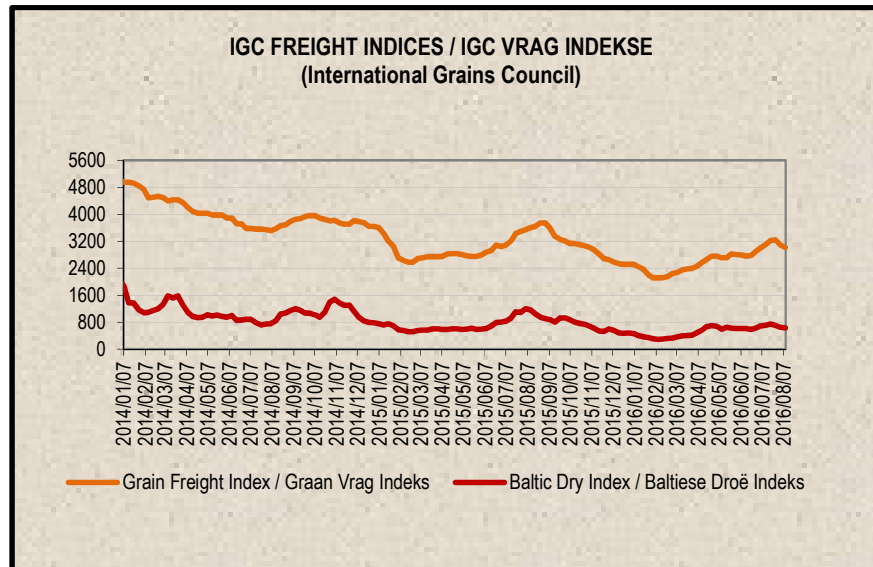
**9. IGC FREIGHT INDICES (b)**

**9. IGC VRAG INDEKSE (b)**

IGC FREIGHT INDICES / IGC VRAG INDEKSE							
	2016/07/05	2016/07/12	2016/07/19	2016/07/26	2016/08/02	2016/08/09	
Grain Freight Index*	3004	3111	3228	3247	3091	3013	Graan Vrag Indeks*
Baltic Dry Index	692	711	746	696	645	631	Baltiese Droë Indeks

\* IGC Grain Freight Index represents 15 major grain routes, including five from the United States of America, and two each from other main exporting nations (including Argentina, Black Sea, Europe and Canada); with base an average of the four weeks ending 11 May 2005 = 6000. The updated indices will be available on Thursdays on SAGIS' website.

\* IGC Graan Vrag Indeks verteenwoordig 15 hoof graanroetes, insluitende vyf vanaf die Verenigde State van Amerika, en twee elk van ander hoof uitvoermasies (insluitende Argentinie, Swart See, Europa en Kanada); met basis 'n gemiddeld van die vier weke geëindig 11 Mei 2005 = 6000. Die opgedateerde indekse sal Donderdae op SAGIS se webwerf beskikbaar



10. IMPORT PARITY PRICES – SUMMER GRAINS (b)

10. INVOERPARITEITPRYSE - SOMERGRANE (b)

INVOERPARITEITPRYSE VAN SOMERGRANE (BTW UITGESLT)			2016/08/11			IMPORT PARITY PRICES OF SUMMER GRAINS (VAT EXCL)		
ITEM	Nota/ Note	Mielies/Maize	Mielies/Maize	Sorghum	Sorghum	Sorghum	ITEM	
		VSA/ USA Golf/Gulf (no.3Y) \$/t	Argentynse/ Argentine Up River \$/t	VSA/ USA Golf/Gulf \$/t	Argentynse/ Argentine Up River \$/t	Australiese/ Australian Brisbane \$/t		
Internasionale VAB pryse	a	167.00	181.00	176.00	145.00	197.00	International FOB prices	
Vraggeld	b	27.00	21.00	27.00	21.00	16.00	Freight Rates	
Assuransie (0.3% van VAB)		0.50	0.54	0.53	0.44	0.59	Insurance (0.3% of FOB)	
1 KOSTE, ASSURANSIE EN VRAG (KAV) \$/T		194.50	202.54	203.53	166.44	213.59	1 COST, INSURANCE AND FREIGHT (CIF) \$/T	
R/\$ Wisselkoers op: 2016/08/09	<i>Omskakel na R/t</i>	13.4261	13.4261	13.4261	13.4261	13.4261	<i>Converted to R/t</i>	
2 KOSTE, ASSURANSIE EN VRAG (KAV) R/t		2611.38	2719.32	2732.61	2234.64	2867.68	2 COST, INSURANCE AND FREIGHT (CIF) R/t	
Finansieringskoste	c	22.54	23.47	23.58	19.29	24.75	Financing cost	
3 KOSTE, ASSURANSIE, VRAG EN FINANSIERING R/t		2633.92	2742.79	2756.19	2253.93	2892.43	3 COST, INSURANCE, FREIGHT AND FINANCING R/t	
Aflaaiikoste:	d, e			146.54	146.54	146.54	Discharging cost:	
- Kaapstad		122.93	122.93	n/a	n/a	n/a	- Cape Town	
- Durban		163.11	163.11	170.37	170.37	170.37	- Durban	
Invoertarif	f	0.00	0.00	70.89	58.40	79.35	Import Tariff	
4 VRY OP SPOOR (VOS) R/t							4 FREE ON RAIL (FOR) R/t	
- Kaapstad		2756.85	2865.72	n/a	n/a	n/a	- Cape Town	
- Durban		2797.03	2905.90	2973.62	2458.87	3118.32	- Durban	
Spoorvragkoste	g						Railage cost	
- Durban na Randfontein		246.10	246.10	246.10	246.10	246.10	- Durban to Randfontein	
<b>5 GELEWER:</b>							<b>5 DELIVERED:</b>	
- Durban na Randfontein R/ton		3043.13	3152.00	3219.72	2704.97	3364.42	- Durban to Randfontein R/ton	

Notas/Notes:

a Bron van pryse en vraggeld : IGC GMI  
Source of prices and freight rates: IGC GMI

2016/08/09

Termyn / Term	US\$/ton (VAB/FOB)	Vraggeld/Freight Rate:	US\$/ton
Aug 2016	167.00	US Golf / Gulf	27.00
Aug 2016	181.00	Argentinië / Argentina	21.00
Sep 2016	176.00	Australië/Australia	16.00
Aug 2016	145.00		
Aug 2016	197.00		

b Vraggeld: bereken vir vragte van +/- 20 000 - 30 000t / Freight rates: calculated for freights of +/- 20 000 - 30 000t.

c Finansieringskoste: 30 000t @ KAV @ primakoers vir 30 dae. Bron/Source: SARB 10.50% 2016/03/18  
Financing cost: 30 000t @ CIF @ prime rate for 30 days.

d Aflaaiikoste / Discharging costs (R/ton):

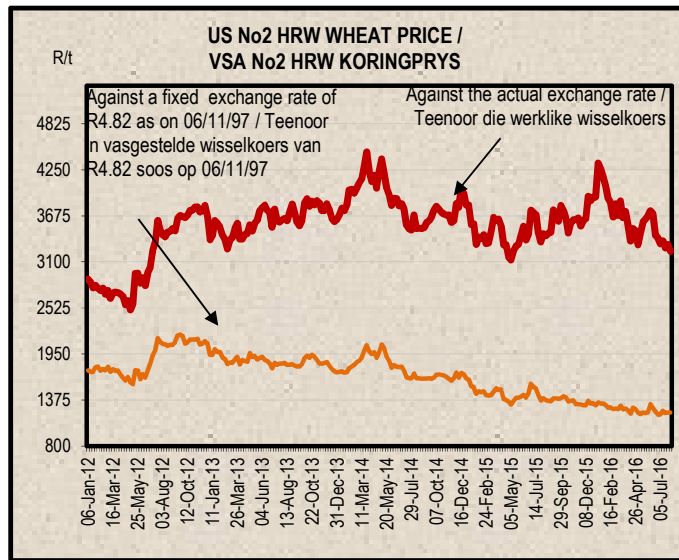
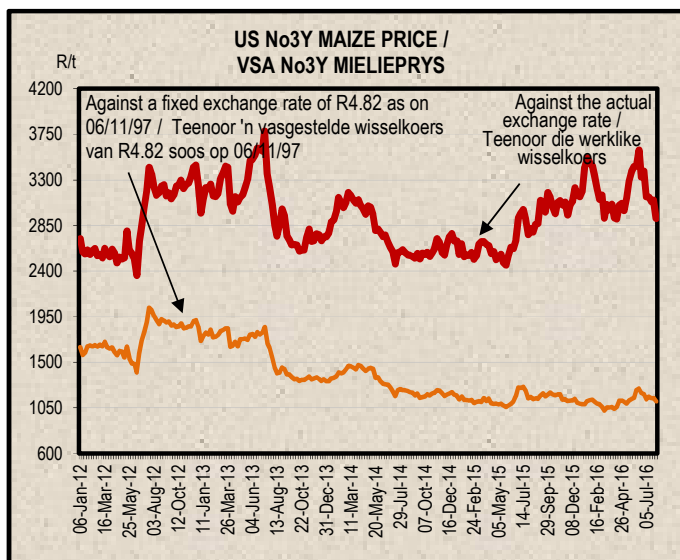
	Mielies/Maize:	Sorghum
Kaapstad / Cape Town:	122.93	n/a
Durban:	163.11	170.37

Bron / Source: Hull Blyth

e Ingesluit: Kaaielde, hantering, kaaibesig, agente/dokumentasie, logistiek & opnames (inspeksie van skeepsvrag) / Included: Wharfage, handling, wharf supervision, agent/documentation, logistic & survey (inspection of shipload).  
Uitgesluit: Gesondheidsinspeksie-, skeepsgenetskaptfooi, strookbelsingsfooi vir GMO, opbergingskoste asook BTW en invoerbelasting / Excluded: Health inspection fee, Ship agency fee, strip testing fees for GMO, storage costs as well as VAT and import duty.  
N.B: Slegs 'n aanduiding, aangesien koste van opname beding kan word / N.B: Indication only, as cost of survey can be negotiated.

f Invoertarif / Import Tariff  
Mielies/Maize = Vry / Free  
Sorghum = 3% op VAB / on FOB

g Neem asb. kennis dat 'n verandering in Spoornet se spoorvrag op 1 April 2016 plaasgevind het na R246.10.  
Please take note that there was a change in Spoornet railage cost on 1 April 2016 to R246.10.



11. IMPORT PARITY PRICES – WINTER CEREALS (b)

11. INVOERPARITEITPRYSSE - WINTERGRANE (b)

INVOERPARITEITPRYSSE VAN WINTERGRANE (BTW UITGESLT)		2016/08/11		IMPORT PARITY PRICES OF WINTER CEREALS (VAT EXCL)				
ITEM	Nota/ Note	Koring/Wheat	Koring/Wheat	Koring/Wheat	Koring/Wheat	Gars/Barley	Gars/Barley	ITEM
		VSA/ USA Golf/Gulf  HRW	VSA/ USA PNW  DNS	Argentynse/ Argentine Up River  Trigo Pan	EU Duitsland/ Germany  B kwaliteit/ quality	Australiese/ Australian Adelaide  Mout/Malting	Franse/ French Rouen  Mout/Malting	
Internasionale VAB pryse	a	191.00	235.00	215.00	192.00	251.00	234.00	International FOB prices
Vraggeld	b	27.00	27.00	21.00	20.00	17.00	21.00	Freight Rates
Assuransie (0.3% van VAB)		0.57	0.71	0.65	0.58	0.75	0.70	Insurance (0.3% of FOB)
1 KOSTE, ASSURANSIE EN VRAG (KAV) \$/T		218.57	262.71	236.65	212.58	268.75	255.70	1 COST, INSURANCE AND FREIGHT (CIF) \$/T
<i>Omskakel na R/t</i>								<i>Converted to R/t</i>
R/\$ Wisselkoers op: 2016/08/09		13.4261	13.4261	13.4261	13.4261	13.4261	13.4261	R/\$ Exchange rate on: 2016/08/09
2 KOSTE, ASSURANSIE EN VRAG (KAV) R/t		2934.54	3527.17	3177.29	2854.12	3608.26	3433.05	2 COST, INSURANCE AND FREIGHT (CIF) R/t
Finansieringskoste	c	25.33	30.44	27.42	24.63	31.14	29.63	Financing cost
3 KOSTE, ASSURANSIE, VRAG EN FINANSIERING R/t		2959.87	3557.61	3204.71	2878.75	3639.40	3462.68	3 COST, INSURANCE, FREIGHT AND FINANCING R/t
Aflaai-koste	d, e							Discharging cost
3.1 Kaapstad (Hoofsaaklik kaaihyskraan metode)		124.02	124.02	124.02	124.02	157.11	157.11	3.1 Cape Town (Mainly shore cranes method)
3.2 Durban (Hoofsaaklik suig-in-silo metode)		163.11	163.11	163.11	163.11	170.37	170.37	3.2 Durban (Mainly suction into silo method)
Invoertarief op koring	f	1224.30	1224.30	1224.30	1224.30	0.00	0.00	Import Tariff on wheat
4 VRY OP SPOOR (VOS) R/t								4 FREE ON RAIL (FOR) R/t
4.1 Kaapstadhawe		4308.19	4905.93	4553.03	4227.07	3796.51	3619.79	4.1 Cape Town Harbour
4.2 Durbanhawe		4347.28	4945.02	4592.12	4266.16	3809.77	3633.05	4.2 Durban Harbour
Spoornragkoste	g							Railage cost
- Kaapstad na Paarl		85.60	85.60	85.60	85.60	n/a	n/a	- Cape Town to Paarl
- Durban na Randfontein		246.10	246.10	246.10	246.10	246.10	246.10	- Durban to Randfontein
<b>5 GELEWER:</b>								<b>5 DELIVERED:</b>
- Kaapstad na Paarl R/ton		4393.79	4991.53	4638.63	4312.67	n/a	n/a	- Cape Town to Paarl R/ton
- Durban na Randfontein R/ton		4593.38	5191.12	4838.22	4512.26	4055.87	3879.15	- Durban to Randfontein R/ton

Notas/Notes: 2016/08/09

a Bron van prysse en vraggeld : IGC GMI  
Source of prices and freight rates: IGC GMI

Termyn / Term	VAB/FOB US\$/ton	Vraggeld / Freight Rate: US (Golf / Gulf)	US\$/ton	Gars/Barley = US\$ + 1
Aug 2016	191.00	US (Golf / Gulf)	27.00	
Aug 2016	235.00	Argentinië / Argentine (Upriver)	21.00	
Aug 2016	215.00	EEC (Bordeaux Hamburg)	20.00	21.00
Aug 2016	192.00	Australië / Australia (Eastern)	16.00	17.00

b Vraggeld: bereken vir vrage van +/- 20 000 - 30 000t. / Freight rates: calculated for freights of +/- 20 000 - 30 000t

c Finansieringskoste: 30 000t @ KAV @ primakoers vir 30 dae. Bron/Source: SARB 10.50% 2016/03/18  
Financing cost 30 000t @ CIF @ prime rate for 30 days.

d Aflaai-koste / Discharging cost (R/ton):

	Koring/Wheat	Gars/Barley:
Kaapstad /		
Cape Town:	124.02	157.11
Durban:	163.11	170.37

Bron / Source: Hull Blyfh

e Ingesluit: Kaaigelde, hantering, kaaibesig, agente/dokumentasie, logistiek & opnames (inspeksie van skeepsvrag).  
Included: Wharfage, handling, wharf supervision, agent/documentation, logistic & survey (inspection of shipload).  
Uitgesluit: Gesondheidsinspeksie-, skeepagentskapboei, strookbetsingsfooi vir GMO, opbergingskoste asook BTW en invoerbelasting.  
Excluded: Health inspection fee, Ship agency fee, strip testing fees for GMO, storage costs as well as VAT and import duty.  
N.B: Slegs 'n aanduiding, aangesien koste van opname beding kan word / N.B: Indication only, as cost of survey can be negotiated.

f Invoertarief / Import Tariff:  
Koring/Wheat = R1224.30 p/ton  
Gars/Barley = Vry/Free

g Neem asb. Kennis dat Spoorwet se spoorvrag op 1 April 2016 verander het soos volg:  
Kaapstad na Paarl R85.60 en Durban na Randfontein R246.10.  
Please take note that on 1 April 2016 Spoorwet railage cost changed as follows:  
Cape Town to Paarl R85.60 and Durban to Randfontein R246.10.

12. IMPORT PARITY PRICES – OIL SEEDS (b)(e)(f)

12. INVOERPARITEITPRYSE - OLIESADE (b)(e)(f)

INVOERPARITEITPRYSE VAN OLIESADE (BTW UITGESLT)		2016/08/11							IMPORT PARITY PRICES OF OIL SEEDS (VAT EXCL)	
ITEM	Nota/ Note	Sojabone/ Soybeans	Sojabone/ Soybeans	Sojabone/ Soybeans	Sonneblom/ Sunflower	Canola	Grondbone/ Groundnuts	Grondbone/ Groundnuts	ITEM	
		VSA/ USA Golf/Gulf	Argentynse/ Argentine Up River	Brazilië/ Brazil Paranagua	EU Franse/ French Bordeaux	Kanadese/ Canadian Vancouver	Argentynse/ Argentine Raw Runners 40/50	VSA/ USA Raw Runners 40/50		
Internasionale VAB pryse	a	\$/t 421.00	\$/t 409.00	\$/t 429.00	\$/t 406.00	\$/t 381.00	\$/t 1449.00 *	\$/t 1469.00 *	International FOB prices	
Vraggeld	b	27.00	21.00	21.00	20.00	27.00	81.00	27.00	Freight Rates	
Assuransie (0.3% van VAB)		1.26	1.23	1.29	1.22	1.14	4.35	4.41	Insurance (0.3% of FOB)	
1 KOSTE, ASSURANSIE EN VRAG (KAV) \$/T Omskakel na R/t R/\$ Wisselkoers op: 2016/08/09		449.26	431.23	451.29	427.22	409.14	1534.35	1500.41	1 COST, INSURANCE AND FREIGHT (CIF) \$/T Converted to R/t R/\$ Exchange rate on: 2016/08/09	
2 KOSTE, ASSURANSIE EN VRAG (KAV) R/t		13.4261 R/t 6031.81	13.4261 R/t 5789.74	13.4261 R/t 6059.06	13.4261 R/t 5735.90	13.4261 R/t 5493.15	13.4261 R/t 20600.34	13.4261 R/t 20144.65	2 COST, INSURANCE AND FREIGHT (CIF) R/t	
3 KOSTE, ASSURANSIE, VRAG EN FINANSIERING R/t	c	52.06 6083.87	49.97 5839.71	52.29 6111.35	49.50 5785.40	47.41 5540.56	177.78 20778.12	173.85 20318.50	Financing cost 3 COST, INSURANCE, FREIGHT AND FINANCING R/t	
4 VRY OP SPOOR (VOS) R/t Durban	d, e f	170.37 452.19 6706.43	170.37 439.30 6449.38	170.37 460.78 6742.50	268.74 0.00 6054.14	170.37 511.53 6222.46	579.41 1945.44 23302.97	579.41 1972.29 22870.20	Discharging cost: Durban Import Tariff: 4 FREE ON RAIL (FOR) R/t Durban	
5 GELEWER: - Durban na Randfontein R/ton	g	246.10 6952.53	246.10 6695.48	246.10 6988.60	246.10 6300.24	246.10 6468.56	- -	- -	Railage cost - Durban to Randfontein 5 DELIVERED: - Durban to Randfontein R/ton	

Notas/Notes:

a Bron van pryse en vraggeld / Source of prices and freight rates : IGC (GMI), Geogalos Peanut World & Oilworld  
2016/08/09

Termyn / Term	US\$/ton (VAB/FOB)	Vraggeld/Freight Rate:	US\$/ton
Sojabone/Soybeans: VSA/USA (Golf/Gulf)	421.00	US Golf / Gulf	27.00
Sojabone/Soybeans: Argentinië/Argentina (Up River)	409.00	Argentinië / Argentina	21.00
Sojabone/Soybeans: Brazilië/Brazil (Paranagua)	429.00	EEC (Bordeaux/Hamburg)	20.00
Sonneblom/Sunflower: EU Frankryk/France (Bordeaux)	406.00	Kanada/Canada (North Pacific)	27.00
Canola: Kanada/Canada (Vancouver)	381.00	Grondbone/Groundnuts (ARG)	81.00
Grondbone/Groundnuts: Argentinië/Argentina (Raw Runner 40/50)	1449.00		
Grondbone/Groundnuts: VSA/USA (Runners 40/50)	1469.00		

b Vraggeld: bereken vir vragte van +/- 20 000 - 30 000t / Freight rates: calculated for freights of +/- 20 000 - 30 000t

c Finansieringskoste: 30 000t @ KAV @ primakoers vir 30 dae. Bron/Source: SARB 10.50% 2016/03/18  
Financing cost: 30 000t @ CIF @ prime rate for 30 days.

d Aflaaiikoste / Discharging costs (R/ton):

	Sojabone/ Soybeans	Sonneblom/ Sunflower	Canola	Grondbone/ Groundnuts
Durban:	170.37	268.74	170.37	579.41

e Aflaaiikoste / Discharging fees:

Ingesluit: Kaaigelde, hantering, kaaioesig, agente/dokumentasie, logistiek & opnames (inspeksie van skeepsvrag) /  
Included: Wharfage, handling, wharf supervision, agent/documentation, logistic & survey (inspection of shipload).  
Uitgesluit: Gesondheidsinspeksie-, skeepagentskapfooi, strooktoetsingsfooi vir GMO, opbergingskoste asook BTW en invoerbelasting /  
Excluded: Health inspection fee, Ship agency fee, strip testing fees for GMO, storage costs as well as VAT and import duty.  
N.B: Slegs 'n aanduiding, aangesien koste van opname beding kan word / N.B: Indication only, as cost of survey can be negotiated.

f Invoertarif / Import Tariff:

Sojabone/Soybeans = 8% op VAB / on FOB  
Sonneblom/Sunflower = Vry / Free  
Canola = 10% op VAB / on FOB  
Grondbone/Groundnuts = 10% op VAB / on FOB

g Neem asb. Kennis dat Spoorwet se spoorvrag op 1 April 2016 verander het na R246.10.  
Please take note that on 1 April 2016 Spoorwet railage cost changed to R246.10.

\* Kwotasies is k.a.v. pryse. VAB pryse dus berekende pryse (kav minus vraggeld) / Quotes are c.i.f. prices. FOB prices are therefore calculated prices (cif minus freight rates).



13. EXPORT PARITY PRICES (b)

13. UITVOERPARITEITSPRYSE (b)

INDICATIVE EXPORT PARITY PRICES	2016/08/11				AANDUIDENDE UITVOERPARITEITSPRYSE
This is <b>only an example</b> of how an export parity price can be calculated - it can vary according to need	US No3Y Maize/ Mielies Gulf/Golf (b) Aug 2016	US HRW Wheat/Koring Gulf/Golf (b) Aug 2016	US DNS 14% Wheat/Koring PNW (b) Aug 2016	Argentine Raw Runner 40/50 Groundnuts/ Grondbone (f) Sep 16	Hierdie is <b>slegs 'n voorbeeld</b> van hoe 'n uitvoerpariteitsprys bereken kan word - dit kan varieer volgens behoefte
FOB Gulf value (\$/t)	167.00	191.00	235.00	1449.00	VAB Golfwaarde (\$/t)
Difference in quality and locality of SA <sup>1</sup> Maize: Plus US\$10 (\$/t) Groundnuts: Less 3,5% of fob value	\$10.00			96,5%	Kwaliteits- en liggingsverskil van SA <sup>1</sup> Mielies: Plus VSA\$10 (\$/t) Grondbone: Min 3,5% van vab waarde
SA fob price (\$/t)	177.00	191.00	235.00	1398.29	SA vab prys (\$/t)
Exchange rate (1\$=): (2016/08/09)	13.4261	13.4261	13.4261	13.4261	Wisselkoers (1\$=): (2016/08/09)
FOB Gulf value (R/t)	2376.42	2564.39	3155.13	18773.58	VAB Golfwaarde (R/t)
<b>Marketing costs:</b>					<b>Bemerkings koste:</b>
Financing (Prime rate 10.50% - 30 days) (R/t)	20.51	22.13	27.23	162.02	Finansieringskoste (Primakoers 10.50% - 30 dae) (R/t)
Railage: <sup>2</sup> Randfontein – Durban harbour	246.10	246.10	246.10	-	Spoorvrag: <sup>2</sup> Randfontein – Durbanhawe
Loading costs: (R/t) <sup>3</sup> Durban Harbour (Mainly spout method)	151.88	163.20	163.20	467.13	Oplaaikoste: (R/t) <sup>3</sup> Durbanhawe (Hoofsaaklik tregter metode)
<b>EXPORT REALISATION (R/t):</b>					<b>UITVOER REALISASIE (R/t):</b>
<b>Randfontein</b>	<b>1957.93</b>	<b>2132.96</b>	<b>2718.60</b>	<b>18144.43</b>	<b>Randfontein</b>

Difference in quality and locality of SA  
(As requested by the industry)  
As from 14 June 2012, the discount/rebate will no longer be used to calculate the export parity price on US HRW and a new calculation will be added for US DNS, also without the discount/rebate.

1

Railage costs:  
Please take note that on 1 April 2016 Spoormet railage cost changed to R246.10.

2

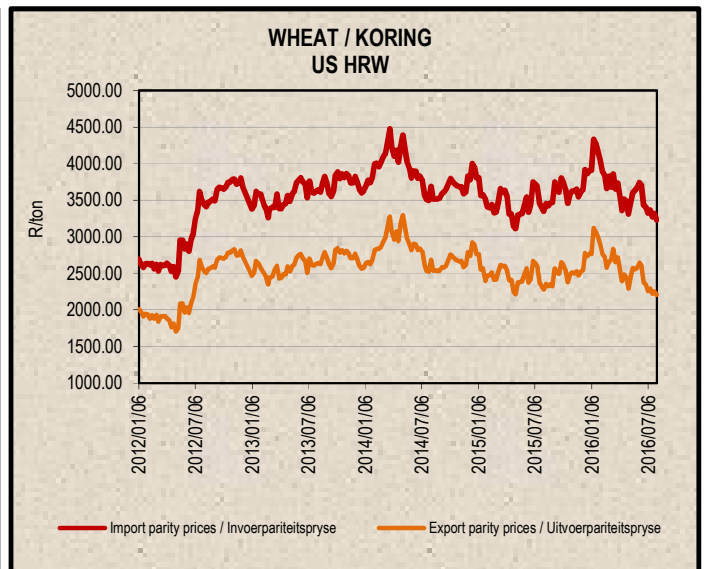
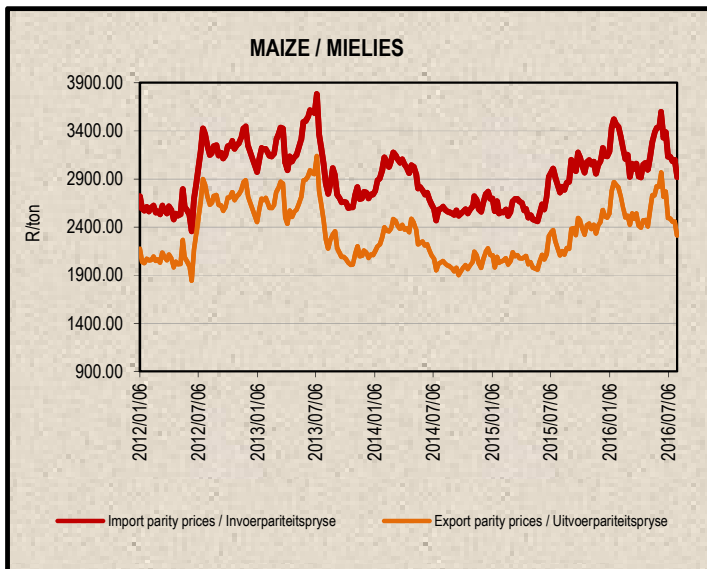
Loading costs, received from Hull Blyth:  
Included: Cargo dues, handling, wharf supervision, agency/documentation, logistics & surveys (inspection of cargo).  
Excluded: Ship agent fees, health & PPECB inspections, storage facility & transport costs to storage facility, VAT & duties.

3

Kwaliteits- en liggingsverskil van SA  
(Soos deur die bedryf versoek)  
Vanaf 14 Junie 2012 sal die diskonto/premie nie meer gebruik word by die berekening van die uitvoerpariteitprys van US HRW nie en 'n nuwe berekening word nou vir US DNS gedoen, ook sonder diskonto/premie.

Spoorvrag koste:  
Neem asb. Kennis dat Spoormet se spoorvrag op 1 April 2016 verander het na R246.10.

Oplaaikoste, ontvang van Hull Blyth:  
Ingesluit: Kaagelde, hantering, kaaitoesig, agente/dokumentasie, logistiek & opnames (inspeksie van skeepsvrag)  
Uitgesluit: Skeepsagentskaps-, inspeksie-, opbergings- en vervoerkoste na opbergingsfasiliteit, BTW & invoerbelasting.



**14. WEATHER**

For local weather, please follow the link below:  
[www.weathersa.co.za](http://www.weathersa.co.za)

**14. WEER**

Vir plaaslike weer, volg asseblief die onderstaande skakel:  
[www.weathersa.co.za](http://www.weathersa.co.za)

**15. SUNDRIES (g)****15. DIVERSE (g)**

<b>Products Data/Information</b>						
Products:	Jun-16			Progressive: Jul 2015 - Jun 2016		
	Manufactured	Imported	Exported	Manufactured	Imported	Exported
White maize (tons)	363 598	908	1 953	4 313 450	10 621	42 935
Yellow maize (tons)	46 745	0	2 468	490 520	1 709	27 494
Total maize (tons)	410 343	908	4 421	4 803 970	12 330	70 429
Wheaten (tons)	272 374	358	757	3 124 219	7 533	16 212
Pan Baked (units)	181 312 436	n/a	n/a	2 036 510 021	n/a	n/a

**Sources /Bronne:**

(a) = Safex; (b) = International Grains Council; (c) = CBOT; (d) = KCBT;  
 (e) = Oil World; (f) = Georganos Peanut World; (g) = SAGIS.

\* Formula according to ITAC (International Trade Administration Commission of South Africa)/  
 Formule volgens ITAC (International Trade Administration Commission of South Africa)

SAGIS

Nico Hawkins

General Manager / Hoofbestuurder

**Indemnity/Vrywaring:** Although everything has been done to ensure the accuracy of the information, neither SAGIS nor any of its directors or employees takes any responsibility for actions or losses that might occur as a result of the usage of this information. / Alhoewel alles gedoen is om te verseker dat die inligting korrek is, aanvaar nie SAGIS of enige van sy direkteure of werknemers verantwoordelikheid vir enige aksies of verliese as gevolg van die inligting wat gebruik is nie.