

**SAGIS WEEKLY BULLETIN / SAGIS WEEKLIKSE BULLETIN**

1. Producer Deliveries (ton):			1. Produsentelewerings (ton):	
Commodity	Latest week/ Jongste week: 23 - 29 July 2016	Total: current marketing year/ Totaal: huidige bemarkingsjaar	Total: same period previous marketing year/ Totaal: selfde periode vorige bemarkingsjaar	Kommoditeit
White maize	95 481	1 928 599	3 500 752	Witmielies
Yellow maize	94 892	2 995 738	3 837 251	Geelmielies
Total: maize	190 373	4 924 337	7 338 003	Totaal: mielies
Wheat	433	1 397 190	1 695 380	Koring

2. Imports (ton):			2. Invoere (ton):	
2.1 Imports for RSA			2.1 Invoere vir RSA	
Commodity	Latest week/ Jongste week: 23 - 29 July 2016	Total: current marketing year/ Totaal: huidige bemarkingsjaar	Total: same period previous marketing year/ Totaal: selfde periode vorige bemarkingsjaar	Kommoditeit
White maize	23 560	148 119	262	Witmielies
Yellow maize	0	275 042	140 750	Geelmielies
Maize Total	23 560	423 161	141 012	Mielies Totaal
Wheat	17 887	1 704 435	1 506 776	Koring

**Origin of imports / Oorsprong van invoere**

White maize/Witmielies	Yellow maize/Geelmielies	Wheat/Koring
Mexico	Argentina	Argentina
USA		Australia
		Canada
		Germany
		Lithuania
		Poland
		Russia
		Ukraine
		USA

2.2 Imports for other countries			2.2 Invoere vir ander lande	
Commodity	Latest week/ Jongste week: 23 - 29 July 2016	Total: current marketing year/ Totaal: huidige bemarkingsjaar	Total: same period previous marketing year/ Totaal: selfde periode vorige bemarkingsjaar	Kommoditeit
White maize	0	6 440	0	Witmielies
Yellow maize	0	359	0	Geelmielies
Maize Total	0	6 799	0	Mielies Totaal
Wheat	0	183 427	121 776	Koring

**Origin of imports / Oorsprong van invoere**

White maize/Witmielies	Yellow maize/Geelmielies	Wheat/Koring
Mexico	Argentina	Argentina
USA		Australia
		Canada
		Germany
		Lithuania
		Poland
		Russia
		Ukraine

### 3. Exports (ton):

#### 3.1 RSA Exports

Commodity	Latest week/ Jongste week: 23 - 29 July 2016	Total: current marketing year/ Totaal: huidige bemarkingsjaar	Total: same period previous marketing year/ Totaal: selfde periode vorige bemarkingsjaar	Kommoditeit
White maize	7 432	124 717	106 464	Witmielies
Yellow maize	4 090	66 551	46 075	Geelmielies
Maize Total	11 522	191 268	152 539	Mielies Totaal
Wheat	171	47 069	245 737	Koring

#### Destination of exports / Bestemming van uitvoere

White maize/Witmielies	Yellow maize/Geelmielies	Wheat/Koring
Botswana	Botswana	Botswana
Lesotho	Korea	Lesotho
Mozambique	Lesotho	Mozambique
Namibia	Mozambique	Namibia
Swaziland	Namibia	Swaziland
Zimbabwe	Swaziland	Zambia
	Zimbabwe	Zimbabwe

#### 3.2 Imports for Exports

Commodity	Latest week/ Jongste week: 23 - 29 July 2016	Total: current marketing year/ Totaal: huidige bemarkingsjaar	Total: same period previous marketing year/ Totaal: selfde periode vorige bemarkingsjaar	Kommoditeit
White maize	0	8 129	0	Witmielies
Yellow maize	0	5 624	0	Geelmielies
Maize Total	0	13 753	0	Mielies Totaal
Wheat	861	188 147	102 820	Koring

#### Destination of exports / Bestemming van uitvoere

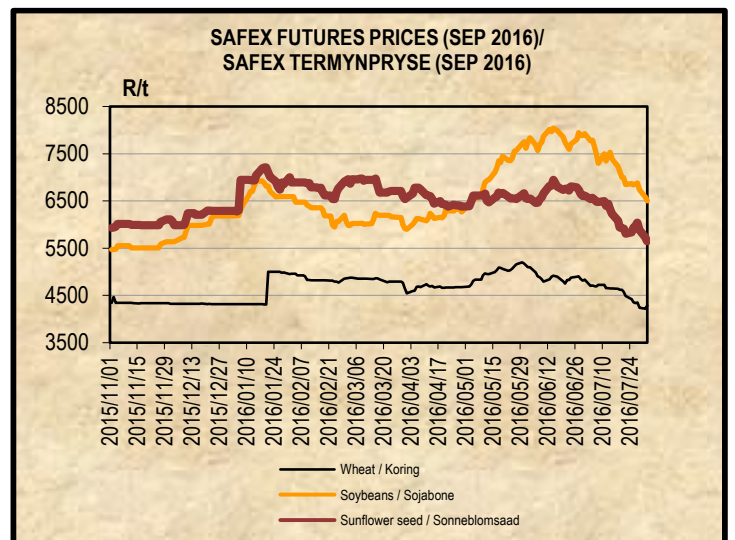
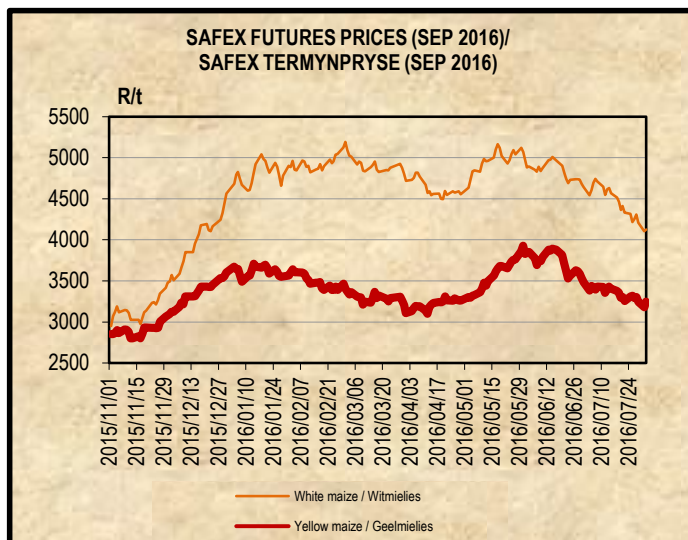
White maize/Witmielies	Yellow maize/Geelmielies	Wheat/Koring
Zimbabwe	Lesotho	Botswana
	Namibia	Lesotho
	Swaziland	Swaziland
	Zimbabwe	Zambia
		Zimbabwe

#### 3.2 Invoere vir Uitvoere

### 4. DOMESTIC PRICES PER SAFEX (R/t) (a)

### 4. PLAASLIKE PRYSE VOLGENS SAFEX (R/t) (a)

Commodity	Future Prices / Termynpryse (2016/08/02) R/ton					Kommoditeit
	Aug-16	Sep-16	Dec-16	Mar-17	May-17	
White maize	4110.00	4125.00	4143.00	3749.00	2889.00	Witmielies
Yellow maize	3227.00	3248.00	3280.00	3190.00	2650.00	Geelmielies
Wheat	4230.00	4285.00	4251.00	4337.00	4441.00	Koring
Sunflower	5570.00	5650.00	5828.00	5777.00	5600.00	Sonneblom
Soybeans	6480.00	6500.00	6500.00	6250.00	5890.00	Sojabone
Sorghum	3630.00	3800.00	3800.00	3650.00	3450.00	Sorghum



**5. IMPORT TARIFF ON MAIZE (b)\***

Derived US No2Y Yellow Maize fob (Gulf) (b)	2016-07-27	2016-07-28	2016-07-29	2016-08-01	2016-08-02	Afgeleide VSA No2Y Geelmielies vab (Golf) (b)
RSA Initial Reference Price	<b>\$110.00</b>					RSA Oorspronklike Verwysingsprys
Base price (\$/t)	117.65	117.65	117.65	117.65	117.65	Basisprys (\$/t)
Daily price (\$/t) (IGC)	176.60	175.60	175.60	170.60	169.60	Daaglikse prys (\$/t) (IGC)
Average of 21 days (\$/t)	176.41	176.03	175.89	175.65	175.36	Gemiddeld van 21 dae (\$/t)
Deviation from base price (\$/t)	-58.76	-58.38	-58.24	-58.00	-57.71	Afwyking van basisprys (\$/t)
Duty on maize (\$/t)	-66.41	-66.03	-65.89	-65.65	-65.36	Reg op mielies (\$/t)
Duty on maize (R/t)	-962.55	-954.46	-950.52	-944.28	-938.42	Reg op mielies (R/t)
R/\$ Exchange rate (average of 21 days)	14.4940	14.4549	14.4259	14.3836	14.3577	R/\$ Wisselkoers (gemiddeld van 21 dae)
<b>Tariff Gazetted 2006/12/08</b>	<b>R0.00/t</b>					<b>Tarief gepubliseer 2006/12/08</b>

**5. INVOERTARIEF OP MIELIES (b)\***
**6. IMPORT TARIFF ON WHEAT (b)\***

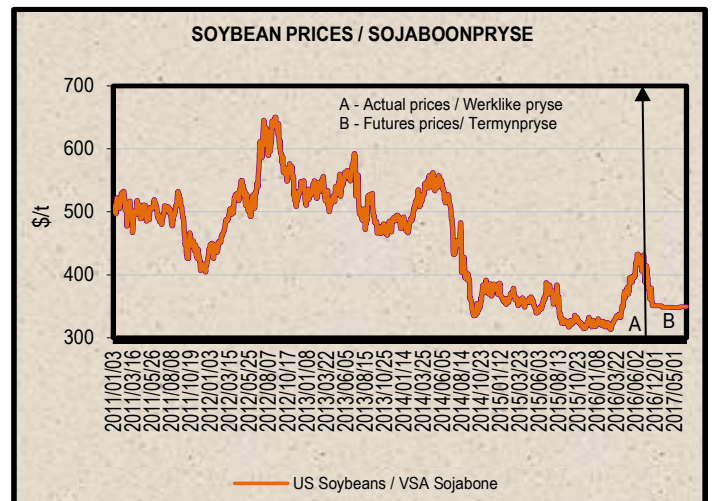
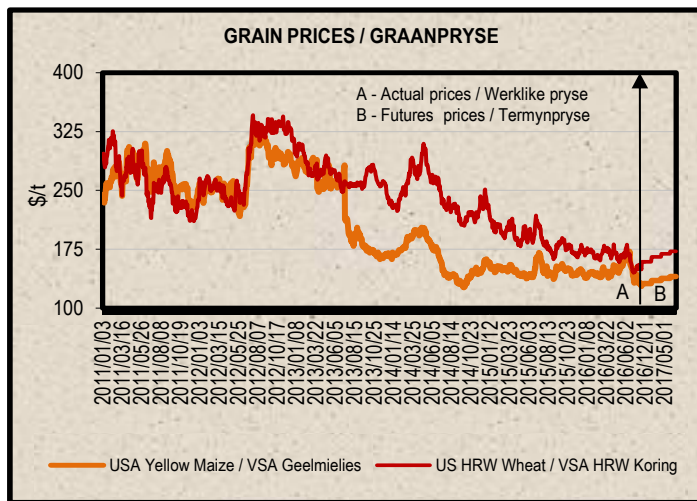
US No2 HRW fob (Gulf)	2016/07/05	2016/07/12	2016/07/19	2016/07/26	2016/08/02	VSA No2 HRW vab (Golf)
RSA Initial Reference Price	<b>\$294.00</b>					RSA Oorspronklike Verwysingsprys
Base price (\$/t)	193.33	193.33	193.33	193.33	193.33	Basis prys (\$/t)
Weekly price (\$/t) (IGC)	184.00	192.00	187.00	188.00	190.00	Weeklikse prys (\$/t) (IGC)
3 Weeks moving average (\$/t)	187.33	187.00	187.67	189.00	188.33	3 Weke skuiwende gemiddeld (\$/t)
Number of weeks that the deviation is more than \$10						Aantal weke wat die afwyking meer as \$10 is
Deviation from base price (\$/t)	6.00	6.33	5.66	4.33	5.00	Afwyking van basisprys (\$/t)
Calculated Duty on wheat (\$/t)	106.67	107.00	106.33	105.00	105.67	Berekende Reg op koring (\$/t)
Calculated Duty on wheat (R/t)	1574.25	1532.23	1521.18	1510.01	1477.78	Berekende Reg op koring (R/t)
R/\$ Exchange rate	14.7581	14.3199	14.3062	14.3810	13.9849	R/\$ Wisselkoers
<b>Tariff Gazetted 2016/04/11 (R/t)</b>	<b>R 1 224.30</b>					<b>Tarief gepubliseer 2016/04/11 (R/t)</b>

**6. INVOERTARIEF OP KORING (b)\***

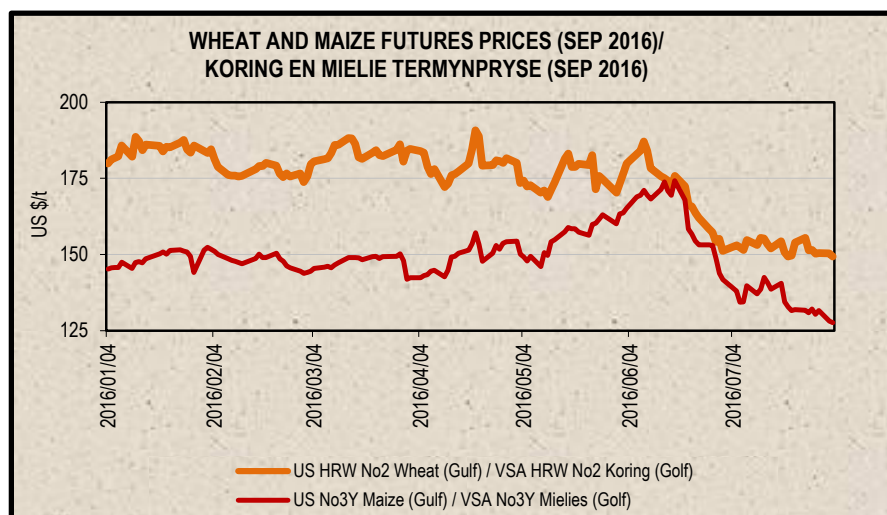
7. PRICES – INTERNATIONAL (US\$/t)

7. PRYSE - INTERNASIONAAL (VSA\$/t)

FOB (US\$/t)	Export Quotations/ Uitvoerkwotasie (b)(e)(f)				VAB (VSA\$/t)
	2016/08/02	2016/07/26	2016/07/19	2016/07/12	
US No 2 HRW Wheat (Gulf)	190.00	188.00	187.00	192.00	VSA No 2 HRW Koring (Golf)
US DNS Wheat 14% PNW	230.00	232.00	231.00	234.00	VSA DNS Koring 14% PNW
Argentine Wheat (Up River)	215.00	210.00	210.00	210.00	Argentynse Koring (Up River)
EC (France) Wheat (grade 1)	192.00	185.00	184.00	184.00	EU (Frankryk) Koring (graad 1)
EC (Germany) B Quality Wheat	195.00	189.00	182.00	183.00	EU (Duitsland) B Kwaliteit Koring
Black Sea Milling Wheat	166.00	165.00	163.00	165.00	Swart See Maalkoring
US No 3Y Maize (Gulf)	168.00	173.00	174.00	176.00	VSA No3Y Mielies (Golf)
Argentine Maize (Up River)	182.00	182.00	179.00	178.00	Argentynse Mielies (Up River)
US Sorghum (Gulf)	167.00	169.00	173.00	177.00	VSA Sorghum (Golf)
Argentine Sorghum (Up River)	147.00	149.00	155.00	148.00	Argentynse Sorghum (Up River)
US Soybeans (Gulf)	401.00	403.00	422.00	444.00	VSA Sojabone (Gulf)
Argentine Soybeans (Up River)	405.00	407.00	420.00	440.00	Argentynse Sojabone (Up River)
Canadian Canola	370.00	358.00	375.00	384.00	Kanadese Canola
Argentine Groundnuts Runners 40/50	1449.00	1429.00	1349.00	1349.00	Argentynse Grondbone 40/50 Runners
US Groundnuts Runners 40/50 shelled	1369.00	1370.00	1219.00	1219.00	VSA Grondbone 40/50 Runners uitgedop
Australian Malting Barley (Gairdner Malt)	251.00	248.00	247.00	250.00	Australiese Moutgars (Gairdner Malt)



Futures prices (US\$/t) / Termynpryse (VSA\$/t) (c)(d) (2016/08/02)							
Commodity	Sep-16	Dec-16	Mar-17	May-17	Jul-17	Sep-17	Kommoditeit
US No3 Yellow maize	127.63	131.49	135.27	137.95	140.39	142.91	VSA No3 Geelmielies
US No2 HRW wheat	149.32	159.10	165.34	169.17	172.55	178.21	VSA No2 HRW koring
US Soybeans	356.85	n/a	348.48	348.11	349.14	n/a	VSA Sojabone





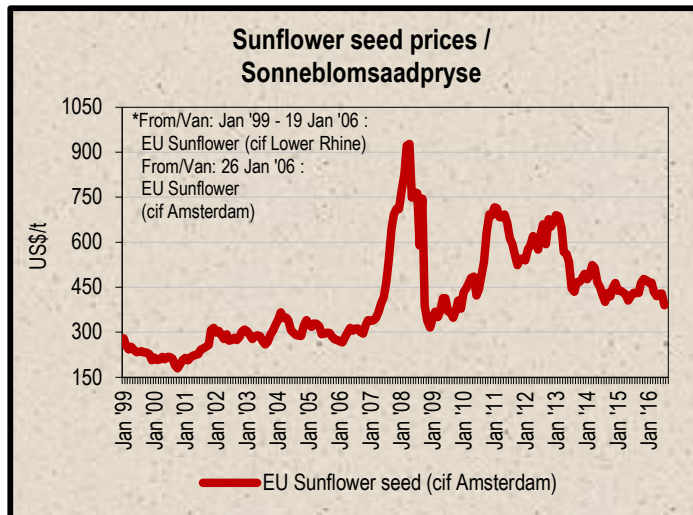
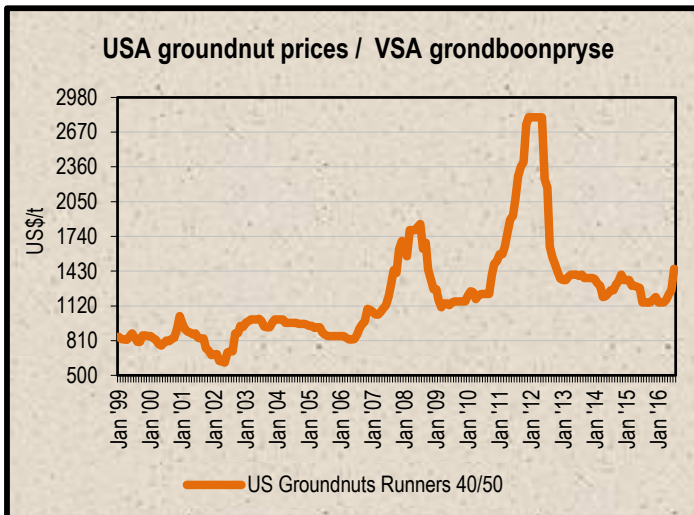
**8. LOWEST REPRESENTATIVE ASKING PRICES**  
(US\$/t)(e)(f) (Prices of previous week)

**8. LAAGSTE VERTEENWOORDIGENDE PRYSE GEVRA**  
Pryse van vorige week (VSA\$/t) (e)(f)

US\$/t	2016/07/28	2016/07/21	Change/ Verandering	VSA\$/t
Soybeans, Brazil, c.i.f. Rotterdam	436	448	-2.7%	Sojabone, Brasilië, k.a.v. Rotterdam
Soybeans, USA, c.i.f. Rotterdam	411	420	-2.1%	Sojabone, VSA, k.a.v. Rotterdam
Groundnuts, USA Runners 40/50*	N/A	1450	N/A	Grondbone, VSA Runners 40/50*
Groundnuts, Argentine Runners 40/50*	1530	1510	1.3%	Grondbone, Argentynse Runners 40/50*
Groundnut-oil, c.i.f. Rotterdam	N/A	1680	N/A	Grondboon-olie, k.a.v. Rotterdam
Sunflower seed, EU c.i.f. Amsterdam	390	400	-2.5%	Sonneblomsaad, EU k.a.v. Amsterdam
Sunflower-oil, EU (fob) N.W. Europe	795	820	-3.0%	Sonneblom-olie, EU (vab) N.W. Eur.
Rapeseed, Europe, 00, c.i.f. Hamburg	398	400	-0.5%	Raapsaad, Europa, 00, k.a.v. Hamburg

\* Shelled, c.i.f. Rotterdam

\* Uitgedop k a v Rotterdam



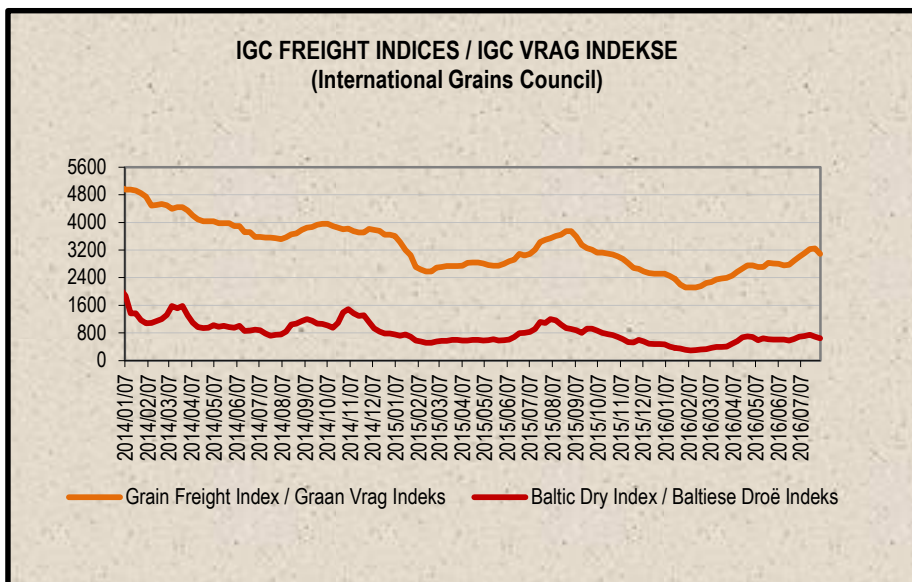
**9. IGC FREIGHT INDICES (b)**

**9. IGC VRAG INDEKSE (b)**

IGC FREIGHT INDICES / IGC VRAG INDEKSE							
	2016/06/28	2016/07/05	2016/07/12	2016/07/19	2016/07/26	2016/08/02	
Grain Freight Index*	2896	3004	3111	3228	3247	3091	Graan Vrag Indeks*
Baltic Dry Index	627	692	711	746	696	645	Baltiese Droë Indeks

\* IGC Grain Freight Index represents 15 major grain routes, including five from the United States of America, and two each from other main exporting nations (including Argentina, Black Sea, Europe and Canada); with base an average of the four weeks ending 11 May 2005 = 6000. The updated indices will be available on Thursdays on SAGIS' website.

\* IGC Graan Vrag Indeks verteenwoordig 15 hoof graanroetes, insluitende vyf vanaf die Verenigde State van Amerika, en twee elk van ander hoof uitvoermasies (insluitende Argentinie, Swart See, Europa en Kanada); met basis 'n gemiddeld van die vier weke geëindig 11 Mei 2005 = 6000. Die opgedateerde indekse sal Donderdae op SAGIS se webwerf beskikbaar.



10. IMPORT PARITY PRICES – SUMMER GRAINS (b)

10. INVOERPARITEITPRYSE - SOMERGRANE (b)

INVOERPARITEITPRYSE VAN SOMERGRANE (BTW UITGESLT)				2016/08/05			IMPORT PARITY PRICES OF SUMMER GRAINS (VAT EXCL)		
ITEM	Nota/ Note	Mielies/Maize	Mielies/Maize	Sorghum	Sorghum	Sorghum	ITEM		
		VSA/ USA Golf/Gulf (no.3Y) \$/t	Argentynse/ Argentine Up River \$/t	VSA/ USA Golf/Gulf \$/t	Argentynse/ Argentine Up River \$/t	Australiese/ Australian Brisbane \$/t			
Internasionale VAB pryse	a	168.00	182.00	167.00	147.00	193.00	International FOB prices		
Vraggeld	b	27.00	22.00	27.00	22.00	16.00	Freight Rates		
Assuransie (0.3% van VAB)		0.50	0.55	0.50	0.44	0.58	Insurance (0.3% of FOB)		
1 KOSTE, ASSURANSIE EN VRAG (KAV) \$/T		195.50	204.55	194.50	169.44	209.58	1 COST, INSURANCE AND FREIGHT (CIF) \$/T		
R/\$ Wisselkoers op: 2016/08/02		13.9849	13.9849	13.9849	13.9849	13.9849	Converted to R/t		
2 KOSTE, ASSURANSIE EN VRAG (KAV) R/t		2734.05	2860.61	2720.06	2369.60	2930.96	2 COST, INSURANCE AND FREIGHT (CIF) R/t		
Finansieringskoste	c	23.60	24.69	23.47	20.45	25.29	Financing cost		
3 KOSTE, ASSURANSIE, VRAG EN FINANSIERING R/t		2757.65	2885.30	2743.53	2390.05	2956.25	3 COST, INSURANCE, FREIGHT AND FINANCING R/t		
Atlaaikoste:	d, e			146.54	146.54	146.54	Discharging cost:		
- Kaapstad		122.93	122.93	n/a	n/a	n/a	- Cape Town		
- Durban		163.11	163.11	170.37	170.37	170.37	- Durban		
Invoertarif	f	0.00	0.00	70.06	61.67	80.97	Import Tariff		
4 VRY OP SPOOR (VOS) R/t		2880.58	3008.23	n/a	n/a	n/a	4 FREE ON RAIL (FOR) R/t		
- Kaapstad		2920.76	3048.41	2960.13	2598.26	3183.76	- Cape Town		
- Durban							- Durban		
Spoorvragkoste	g	246.10	246.10	246.10	246.10	246.10	Railage cost		
- Durban na Randfontein							- Durban to Randfontein		
<b>5 GELEWER:</b>							<b>5 DELIVERED:</b>		
<b>- Durban na Randfontein R/ton</b>		<b>3166.86</b>	<b>3294.51</b>	<b>3206.23</b>	<b>2844.36</b>	<b>3429.86</b>	<b>- Durban to Randfontein R/ton</b>		

Notas/Notes:

a Bron van pryse en vraggeld : IGC GMI  
Source of prices and freight rates: IGC GMI

2016/08/02

Termyn / Term	US\$/ton (VAB/FOB)	Vraggeld/Freight Rate:	US\$/ton
Aug 2016	168.00	US Golf / Gulf	27.00
Aug 2016	182.00	Argentinië / Argentina	22.00
Aug 2016	167.00	Australië/Australia	16.00
Aug 2016	147.00		
Aug 2016	193.00		

b Vraggeld: bereken vir vragte van +/- 20 000 - 30 000t. / Freight rates: calculated for freights of +/- 20 000 - 30 000t

c Finansieringskoste: 30 000t @ KAV @ primakoers vir 30 dae. Bron/Source: SARB 10.50% 2016/03/18  
Financing cost: 30 000t @ CIF @ prime rate for 30 days.

d Atlaaikoste / Discharging costs (R/ton):

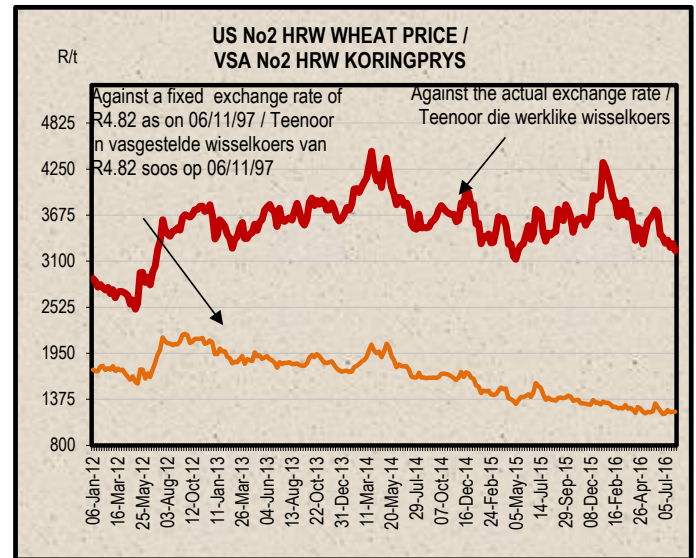
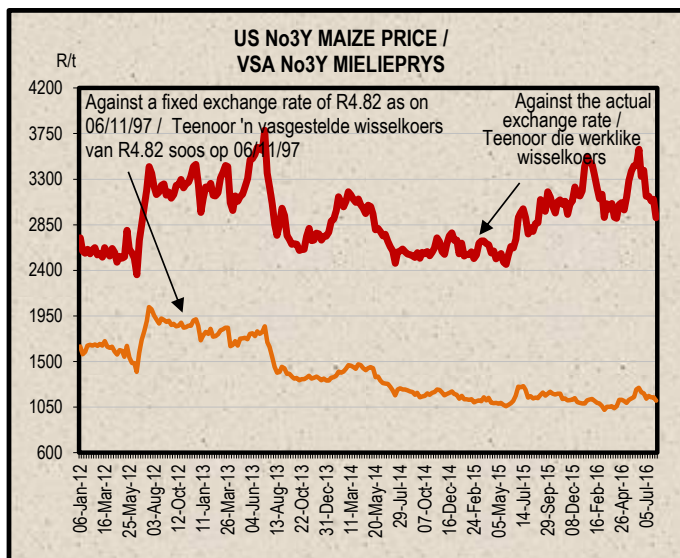
	Mielies/Maize:	Sorghum
Kaapstad / Cape Town:	122.93	n/a
Durban:	163.11	170.37

Bron / Source: Hull Blyth

e Ingesluit: Kaai gelde, hantering, kaaibesig, agente/dokumentasie, logistiek & opnames (inspeksie van skeepsvrag) / Included: Wharfage, handling, wharf supervision, agent/documentation, logistic & survey (inspection of shipload).  
Uitgesluit: Gesondheidsinspeksie-, skeepagentskapfooi, strooktoetsingsfooi vir GMO, opbergingskoste asook BTW en invoerbelasting / Excluded: Health inspection fee, Ship agency fee, strip testing fees for GMO, storage costs as well as VAT and import duty.  
N.B: Slegs 'n aanduiding, aangesien koste van opname beding kan word / N.B: Indication only, as cost of survey can be negotiated.

f Invoertarif / Import Tariff:  
Mielies/Maize = Vry / Free  
Sorghum = 3% op VAB / on FOB

g Neem asb. kennis dat 'n verandering in Spoorne se spoorvrag op 1 April 2016 plaasgevind het na R246.10.  
Please take note that there was a change in Spoorne railage cost on 1 April 2016 to R246.10.



11. IMPORT PARITY PRICES – WINTER CEREALS (b)

11. INVOERPARITEITPRYSSE - WINTERGRANE (b)

INVOERPARITEITPRYSSE VAN WINTERGRANE (BTW UITGESLT)			2016/08/05				IMPORT PARITY PRICES OF WINTER CEREALS (VAT EXCL)		
ITEM	Nota/ Note	Koring/Wheat	Koring/Wheat	Koring/Wheat	Koring/Wheat	Gars/Barley	Gars/Barley	ITEM	
		VSA/ USA Golf/Gulf  HRW	VSA/ USA PNW  DNS	Argentynse/ Argentine Up River  Trigo Pan	EU Duitsland/ Germany  B kwaliteit/ quality	Australiese/ Australian Adelaide  Mout/Malting	Fransse/ French Rouen  Mout/Malting		
Internasionale VAB pryse	a	190.00	230.00	215.00	195.00	251.00	234.00	International FOB prices	
Vraggeld	b	27.00	27.00	22.00	21.00	17.00	22.00	Freight Rates	
Assuransie (0.3% van VAB)		0.57	0.69	0.65	0.59	0.75	0.70	Insurance (0.3% of FOB)	
1 KOSTE, ASSURANSIE EN VRAG (KAV) \$/T		217.57	257.69	237.65	216.59	268.75	256.70	1 COST, INSURANCE AND FREIGHT (CIF) \$/T	
<i>Omskakel na R/t</i>								<i>Converted to R/t</i>	
R/\$ Wisselkoers op: 2016/08/02		13.9849	13.9849	13.9849	13.9849	13.9849	13.9849	R/\$ Exchange rate on: 2016/08/02	
2 KOSTE, ASSURANSIE EN VRAG (KAV) R/t		3042.69	3603.77	3323.51	3028.99	3758.44	3589.92	2 COST, INSURANCE AND FREIGHT (CIF) R/t	
Finansieringskoste	c	26.26	31.10	28.68	26.14	32.44	30.98	Financing cost	
3 KOSTE, ASSURANSIE, VRAG EN FINANSIERING R/t		3068.95	3634.87	3352.19	3055.13	3790.88	3620.90	3 COST, INSURANCE, FREIGHT AND FINANCING R/t	
Aflaai-koste	d, e							Discharging cost	
3.1 Kaapstad (Hoofsaaklik kaaihykraan metode)		124.02	124.02	124.02	124.02	157.11	157.11	3.1 Cape Town (Mainly shore cranes method)	
3.2 Durban (Hoofsaaklik suig-in-silo metode)		163.11	163.11	163.11	163.11	170.37	170.37	3.2 Durban (Mainly suction into silo method)	
Invoertarief op koring	f	1224.30	1224.30	1224.30	1224.30	0.00	0.00	Import Tariff on wheat	
4 VRY OP SPOOR (VOS) R/t								4 FREE ON RAIL (FOR) R/t	
4.1 Kaapstadhawe		4417.27	4983.19	4700.51	4403.45	3947.99	3778.01	4.1 Cape Town Harbour	
4.2 Durbanhawe		4456.36	5022.28	4739.60	4442.54	3961.25	3791.27	4.2 Durban Harbour	
Spoornvragkoste	g							Railage cost	
- Kaapstad na Paarl		85.60	85.60	85.60	85.60	n/a	n/a	- Cape Town to Paarl	
- Durban na Randfontein		246.10	246.10	246.10	246.10	246.10	246.10	- Durban to Randfontein	
<b>5 GELEWER:</b>								<b>5 DELIVERED:</b>	
- Kaapstad na Paarl R/ton		4502.87	5068.79	4786.11	4489.05	n/a	n/a	- Cape Town to Paarl R/ton	
- Durban na Randfontein R/ton		4702.46	5268.38	4985.70	4688.64	4207.35	4037.37	- Durban to Randfontein R/ton	

Notas/Notes: 2016/08/02

a Bron van pryse en vraggeld : IGC GMI  
Source of prices and freight rates: IGC GMI

Termyn / Term	VAB/FOB US\$/ton	Vraggeld / Freight Rate: US\$/ton	Gars/Barley = US\$ + 1
Aug 2016	190.00	US (Golf / Gulf)	27.00
Aug 2016	230.00	Argentinië / Argentine (Upriver)	22.00
Aug 2016	215.00	EEC (Bordeaux Hamburg)	21.00
Aug 2016	195.00	Australië / Australia (Eastern)	16.00
Aug 2016	251.00		17.00
Aug 2016	234.00		

b Vraggeld: bereken vir vragte van +/- 20 000 - 30 000t / Freight rates: calculated for freights of +/- 20 000 - 30 000t

c Finansieringskoste: 30 000t @ KAV @ primakoers vir 30 dae. Bron/Source: SARB 10.50% 2016/03/18  
Financing cost: 30 000t @ CIF @ prime rate for 30 days.

d Aflaai-koste / Discharging cost (R/ton):

	Koring/Wheat:	Gars/Barley:
Kaapstad /		
Cape Town:	124.02	157.11
Durban:	163.11	170.37

e Ingesluit: Kaagelde, hantering, kaai-besig, agente/dokumentasie, logistiek & opnames (inspeksie van skeepsvrag).  
Included: Wharfage, handling, wharf supervision, agent/documentation, logistic & survey (inspection of shipload).  
Uitgesluit: Gesondheidsinspeksie-, skeepagentskapboei, strookbetsingsboei vir GMO, opbergingskoste asook BTW en invoerbelasting.  
Excluded: Health inspection fee, ship agency fee, strip testing fees for GMO, storage costs as well as VAT and import duty.  
N.B. Stegs 'n aanduiding, aangesien koste van opname beding kan word / N.B. Indication only, as cost of survey can be negotiated.

f Invoertarief / Import Tariff:  
Koring/Wheat = R1224.30 p/ton  
Gars/Barley = Vry/Free

g Neem asb. Kennis dat Spoornet se spoornvrag op 1 April 2016 verander het soos volg:  
Kaapstad na Paarl R85.60 en Durban na Randfontein R246.10.  
Please take note that on 1 April 2016 Spoornet railage cost changed as follows:  
Cape Town to Paarl R85.60 and Durban to Randfontein R246.10.

12. IMPORT PARITY PRICES – OIL SEEDS (b)(e)(f)

12. INVOERPARITEITPRYSE - OLIESADE (b)(e)(f)

INVOERPARITEITPRYSE VAN OLIESADE (BTW UITGESLT)

2016/08/05

IMPORT PARITY PRICES OF OIL SEEDS (VAT EXCL)

ITEM	Nota/ Note	Sojabone/ Soybeans	Sojabone/ Soybeans	Sojabone/ Soybeans	Sonneblom/ Sunflower	Canola	Grondbone/ Groundnuts	Grondbone/ Groundnuts	ITEM
		VSA/ USA Golf/Gulf	Argentynse/ Argentine Up River	Brazilië/ Brazil Paranagua	EU Franse/ French Bordeaux	Kanadese/ Canadian Vancouver	Argentynse/ Argentine Raw Runners 40/50	VSA/ USA Raw Runners 40/50	
Internasionale VAB pryse	a	\$/t 401.00	\$/t 405.00	\$/t 421.00	\$/t 409.00	\$/t 370.00	\$/t 1449.00 *	\$/t 1369.00 *	International FOB prices
Vraggeld	b	27.00	22.00	22.00	21.00	27.00	81.00	27.00	Freight Rates
Assuransie (0.3% van VAB)		1.20	1.22	1.26	1.23	1.11	4.35	4.11	Insurance (0.3% of FOB)
1 KOSTE, ASSURANSIE EN VRAG (KAV) \$/t		429.20	428.22	444.26	431.23	398.11	1534.35	1400.11	1 COST, INSURANCE AND FREIGHT (CIF) \$/t
<i>Omskakel na R/t</i>		13.9849	13.9849	13.9849	13.9849	13.9849	13.9849	13.9849	<i>Converted to R/t</i>
R/\$ Wisselkoers op: 2016/08/02									R/\$ Exchange rate on: 2016/08/02
2 KOSTE, ASSURANSIE EN VRAG (KAV) R/t		R/t 6002.32	R/t 5988.61	R/t 6212.93	R/t 6030.71	R/t 5567.53	R/t 21457.73	R/t 19580.40	2 COST, INSURANCE AND FREIGHT (CIF) R/t
Finansieringskoste	c	51.80	51.68	53.62	52.05	48.05	185.18	168.98	Financing cost
3 KOSTE, ASSURANSIE, VRAG EN FINANSIERING R/t		6054.12	6040.29	6266.55	6082.76	5615.58	21642.91	19749.38	3 COST, INSURANCE, FREIGHT AND FINANCING R/t
Aflaaiikoste: Durban	d, e	170.37	170.37	170.37	268.74	170.37	579.41	579.41	Discharging cost Durban
Invoertarif:	f	448.64	453.11	471.01	0.00	517.44	2026.41	1914.53	Import Tariff
4 VRY OP SPOOR (VOS) R/t Durban		6673.13	6663.77	6907.93	6351.50	6303.39	24248.73	22243.32	4 FREE ON RAIL (FOR) R/t Durban
Spoorvragkoste	g	246.10	246.10	246.10	246.10	246.10	-	-	Railage cost
- Durban na Randfontein									- Durban to Randfontein
5 GELEWER:									5 DELIVERED:
- Durban na Randfontein R/ton		6919.23	6909.87	7154.03	6597.60	6549.49	-	-	- Durban to Randfontein R/ton

Notas/Notes:

a Bron van pryse en vraggeld / Source of prices and freight rates : IGC (GMI), Geogalos Peanut World & Oilworld

2016/08/02

Termyn / Term	US\$/ton (VAB/FOB)	Vraggeld/Freight Rate:	US\$/ton
Sojabone/Soybeans: VSA/USA (Golf/Gulf)	Aug 2016 401.00	US Golf / Gulf	27.00
Sojabone/Soybeans: Argentinië/Argentine (Up River)	Aug 2016 405.00	Argentinië / Argentina	22.00
Sojabone/Soybeans: Brazilië/Brazil (Paranagua)	Aug 2016 421.00	EEC (Bordeaux/Hamburg)	21.00
Sonneblom/Sunflower: EU Frankryk/France (Bordeaux)	Aug 2016 409.00	Kanada/Canada (North Pacific)	27.00
Canola: Kanada/Canada (Vancouver)	Aug 2016 370.00	Grondbone/Groundnuts (ARG)	81.00
Grondbone/Groundnuts: Argentinië/Argentine (Raw Runner 40/50)	Sep 2016 1449.00		
Grondbone/Groundnuts: VSA/USA (Runners 40/50)	Aug 2016 1369.00		

b Vraggeld: bereken vir vragte van +/- 20 000 - 30 000t. / Freight rates: calculated for freights of +/- 20 000 - 30 000t.

c Finansieringskoste: 30 000t @ KAV @ primakoers vir 30 dae. Bron/Source: SARB 10.50% 2016/03/18

Financing cost: 30 000t @ CIF @ prime rate for 30 days.

d Aflaaiikoste / Discharging costs (R/ton):

	Sojabone/ Soybeans	Sonneblom/ Sunflower	Canola	Grondbone/ Groundnuts
Bron / Source: Hull Blyth	Durban: 170.37	268.74	170.37	579.41

e Aflaaiikoste / Discharging fees:

Ingesluit: Kaaigelde, hantering, kaaibesig, agente/dokumentasie, logistiek & opnames (inspeksie van skeepsvrag) /

Included: Wharfage, handling, wharf supervision, agent/documentation, logistic & survey (inspection of shipload).

Uitgesluit: Gesondheidsinspeksie-, skeepsagentskapfooi, strooktoetsingsfooi vir GMO, obergingskoste asook BTW en invoerbelasting /

Excluded: Health inspection fee, Ship agency fee, strip testing fees for GMO, storage costs as well as VAT and import duty.

N.B: Slegs 'n aanduiding, aangesien koste van opname beding kan word / N.B: Indication only, as cost of survey can be negotiated.

f Invoertarif / Import Tariff:

Sojabone/Soybeans = 8% op VAB / on FOB

Sonneblom/Sunflower = Vry / Free

Canola = 10% op VAB / on FOB

Grondbone/Groundnuts = 10% op VAB / on FOB

g Neem asb. Kennis dat Spoornet se spoorvrag op 1 April 2016 verander het na R246.10.

Please take note that on 1 April 2016 Spoornet railage cost changed to R246.10.

\* Kwotasies is k.a.v. pryse. VAB pryse dus berekende pryse (kav minus vraggeld) / Quotes are c.i.f. prices. FOB prices are therefore calculated prices (cif minus freight rates).



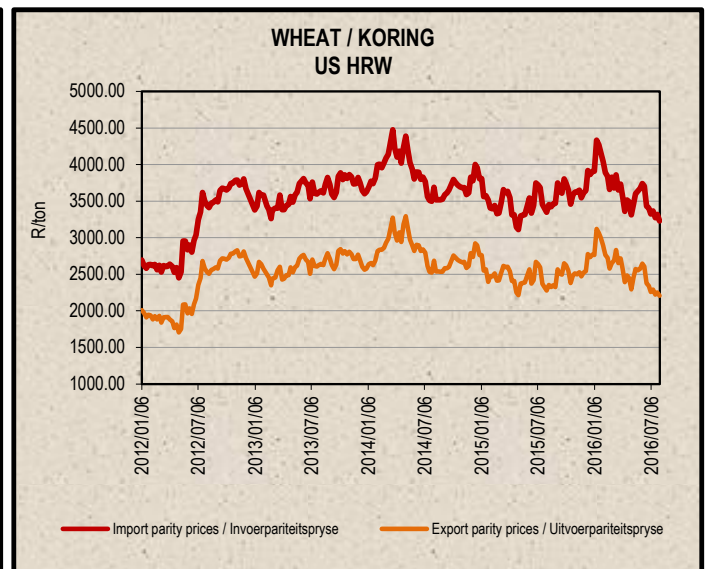
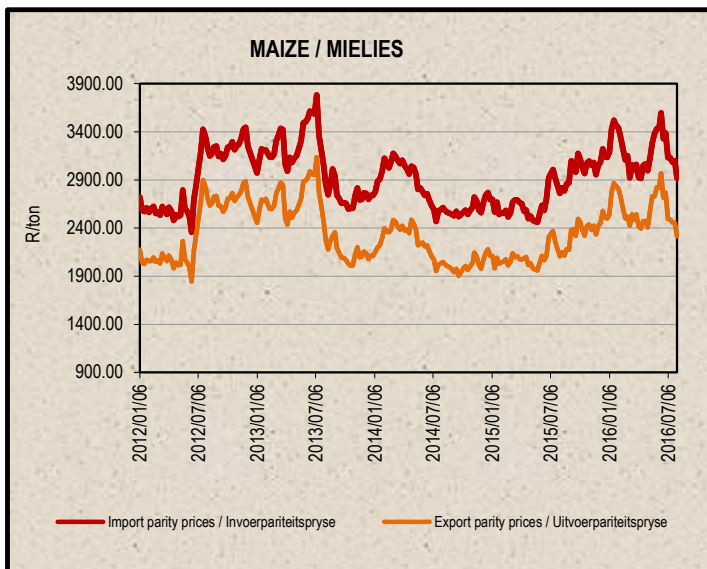
13. EXPORT PARITY PRICES (b)

13. UITVOERPARITEITPRYSE (b)

INDICATIVE EXPORT PARITY PRICES	2016/08/05				AANDUIDENDE UITVOERPARITEITSPRYSE
This is <b>only an example</b> of how an export parity price can be calculated - it can vary according to need	US No3Y Maize/ Mielies Gulf/Golf (b)	US HRW Wheat/Koring Gulf/Golf (b)	US DNS 14% Wheat/Koring PNW (b)	Argentine Raw Runner 40/50 Groundnuts/ Grondbone (f) Sep 16	Hierdie is <b>slegs 'n voorbeeld</b> van hoe 'n uitvoerpariteitsprys bereken kan word - dit kan varieer volgens behoeftes
	Aug 2016	Aug 2016	Aug 2016		
FOB Gulf value (\$/t)	168.00	190.00	230.00	1449.00	VAB Golfwaarde (\$/t)
Difference in quality and locality of SA <sup>1</sup> Maize: Plus US\$10 (\$/t) Groundnuts: Less 3,5% of fob value	\$10.00			96,5%	Kwaliteits- en liggingsverskil van SA <sup>1</sup> Mielies: Plus VSA\$10 (\$/t) Grondbone: Min 3,5% van vab waarde
SA fob price (\$/t)	178.00	190.00	230.00	1398.29	SA vab prys (\$/t)
Exchange rate (1\$=): (2016/08/02)	13.9849	13.9849	13.9849	13.9849	Wisselkoers (1\$=): (2016/08/02)
FOB Gulf value (R/t)	2489.31	2657.13	3216.53	19554.95	VAB Golfwaarde (R/t)
<b>Marketing costs:</b>					<b>Bemerkings koste:</b>
Financing (Prime rate 10.50% - 30 days) (R/t)	21.48	22.93	27.76	168.76	Finansieringskoste (Primakoers 10.50% - 30 dae) (R/t)
Railage: <sup>2</sup> Randfontein – Durban harbour	246.10	246.10	246.10	-	Spoorvrag: <sup>2</sup> Randfontein – Durbanhawe
Loading costs: (R/t) <sup>3</sup> Durban Harbour (Mainly spout method)	151.88	163.20	163.20	467.13	Oplaaikoste: (R/t) <sup>3</sup> Durbanhawe (Hoofsaaklik tregter metode)
<b>EXPORT REALISATION (R/t):</b>					<b>UITVOER REALISASIE (R/t):</b>
<b>Randfontein</b>	<b>2069.85</b>	<b>2224.90</b>	<b>2779.47</b>	<b>18919.06</b>	<b>Randfontein</b>

<p><i>Difference in quality and locality of SA (As requested by the industry)</i></p> <p><i>As from 14 June 2012, the discount/rebate will no longer be used to calculate the export parity price on US HRW and a new calculation will be added for US DNS, also without the discount/rebate.</i></p> <p><i>Railage costs:</i></p> <p><i>Please take note that on 1 April 2016 Spoornet railage cost changed to R246.10.</i></p> <p><i>Loading costs, received from Hull Blyth:</i></p> <p><i>Included: Cargo dues, handling, wharf supervision, agency/documentation, logistics &amp; surveys (inspection of cargo).</i></p> <p><i>Excluded: Ship agent fees, health &amp; PPECB inspections, storage facility &amp; transport costs to storage facility, VAT &amp; duties.</i></p>	<p>1</p> <p>2</p> <p>3</p>	<p><i>Kwaliteits- en liggingsverskil van SA (Soos deur die bedryf versoek)</i></p> <p><i>Vanaf 14 Junie 2012 sal die diskonto/premie nie meer gebruik word by die berekening van die uitvoerpariteitprys van US HRW nie en 'n nuwe berekening word nou vir US DNS gedoen, ook sonder diskonto/premie.</i></p> <p><i>Spoorvrag koste:</i></p> <p><i>Neem asb. Kennis dat Spoornet se spoorvrag op 1 April 2016 verander het na R246.10.</i></p> <p><i>Oplaaikoste, ontvang van Hull Blyth:</i></p> <p><i>Ingesluit: Kaaigelde, hantering, kaaitoetsig, agente/dokumentasie, logistiek &amp; opnames (inspeksie van skeepsvrag)</i></p> <p><i>Uitgesluit: Skeepagentskaps-, inspeksie-, opbergings- en vervoerkoste na opbergingsfasiliteit, BTW &amp; invoerbelasting.</i></p>
--	----------------------------	---



#### 14. WEATHER

For local weather, please follow the link below:

[www.weathersa.co.za](http://www.weathersa.co.za)

#### 14. WEER

Vir plaaslike weer, volg asseblief die onderstaande skakel:

[www.weathersa.co.za](http://www.weathersa.co.za)

**Sources /Bronne:**

(a) = Safex; (b) = International Grains Council; (c) = CBOT; (d) = KCBT;

(e) = Oil World; (f) = Georganos Peanut World.

\* Formula according to ITAC (International Trade Administration Commission of South Africa)/  
Formule volgens ITAC (International Trade Administration Commission of South Africa)

SAGIS

Nico Hawkins

General Manager / Hoofbestuurder

**Indemnity/Vrywaring:** Although everything has been done to ensure the accuracy of the information, neither SAGIS nor any of its directors or employees takes any responsibility for actions or losses that might occur as a result of the usage of this information. / Alhoewel alles gedoen is om te verseker dat die inligting korrek is, aanvaar nie SAGIS of enige van sy direkteure of werknemers verantwoordelikheid vir enige aksies of verliese as gevolg van die inligting wat gebruik is nie.