

**SAGIS WEEKLY BULLETIN / SAGIS WEEKLIKSE BULLETIN**

1. Producer Deliveries (ton):			1. Produsentelewerings (ton):	
Commodity	Latest week/ Jongste week: 20 - 26 Aug 2016	Total: current marketing year/ Totaal: huidige bemarkingsjaar	Total: same period previous marketing year/ Totaal: selfde periode vorige bemarkingsjaar	Kommoditeit
White maize	109 394	2 506 473	3 998 973	Witmielies
Yellow maize	27 840	3 232 456	4 128 213	Geelmielies
Total: maize	137 234	5 738 929	8 127 186	Totaal: mielies
Wheat	1 123	1 401 555	1 697 111	Koring

2. Imports (ton):			2. Invoere (ton):	
2.1 Imports for RSA			2.1 Invoere vir RSA	
Commodity	Latest week/ Jongste week: 20 - 26 Aug 2016	Total: current marketing year/ Totaal: huidige bemarkingsjaar	Total: same period previous marketing year/ Totaal: selfde periode vorige bemarkingsjaar	Kommoditeit
White maize	44 976	230 296	3 086	Witmielies
Yellow maize	95 352	457 855	214 018	Geelmielies
Maize Total	140 328	688 151	217 104	Mielies Totaal
Wheat	34 076	1 846 153	1 597 626	Koring

**Origin of imports / Oorsprong van invoere**

White maize/Witmielies	Yellow maize/Geelmielies	Wheat/Koring
Mexico	Argentina	Argentina
USA	Brazil	Australia
		Canada
		Germany
		Lithuania
		Poland
		Russia
		Ukraine
		USA

2.2 Imports for other countries			2.2 Invoere vir ander lande	
Commodity	Latest week/ Jongste week: 20 - 26 Aug 2016	Total: current marketing year/ Totaal: huidige bemarkingsjaar	Total: same period previous marketing year/ Totaal: selfde periode vorige bemarkingsjaar	Kommoditeit
White maize	0	32 423	0	Witmielies
Yellow maize	0	359	0	Geelmielies
Maize Total	0	32 782	0	Mielies Totaal
Wheat	13 200	217 248	129 262	Koring

**Origin of imports / Oorsprong van invoere**

White maize/Witmielies	Yellow maize/Geelmielies	Wheat/Koring
Mexico	Argentina	Argentina
USA		Australia
		Canada
		Germany
		Lithuania
		Poland
		Russia
		Ukraine

**3. Exports (ton):**

**3.1 RSA Exports**

**3. Uitvoere (ton):**

**3.1 RSA Uitvoere**

Commodity	Latest week/ Jongste week: 20 - 26 Aug 2016	Total: current marketing year/ Totaal: huidige bemarkingsjaar	Total: same period previous marketing year/ Totaal: selfde periode vorige bemarkingsjaar	Kommoditeit
White maize	11 659	167 337	131 031	Witmielies
Yellow maize	3 540	83 709	61 460	Geelmielies
Maize Total	15 199	251 046	192 491	Mielies Totaal
Wheat	615	50 527	262 223	Koring

**Destination of exports / Bestemming van uitvoere**

White maize/Witmielies	Yellow maize/Geelmielies	Wheat/Koring
Botswana	Botswana	Botswana
Lesotho	Korea	Lesotho
Mozambique	Lesotho	Mozambique
Namibia	Mozambique	Namibia
Swaziland	Namibia	Swaziland
Zimbabwe	Swaziland	Zambia
	Zimbabwe	Zimbabwe

**3.2 Imports for Exports**

**3.2 Invoere vir Uitvoere**

White maize	2 148	22 054	0	Witmielies
Yellow maize	0	4 128	0	Geelmielies
Maize Total	2 148	26 182	0	Mielies Totaal
Wheat	3 863	206 507	118 694	Koring

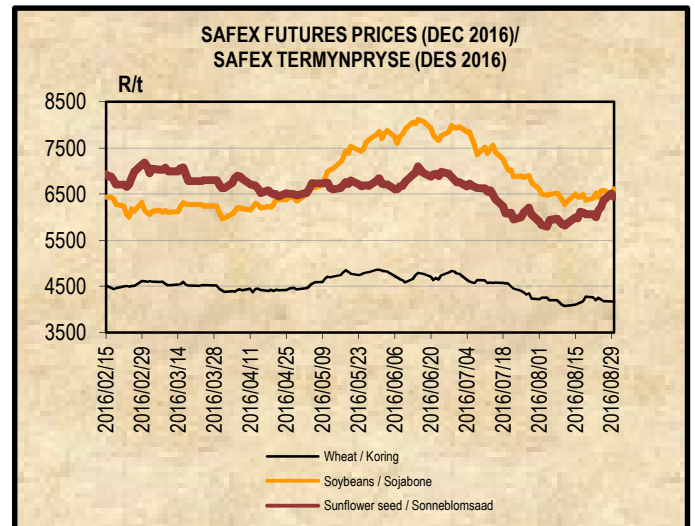
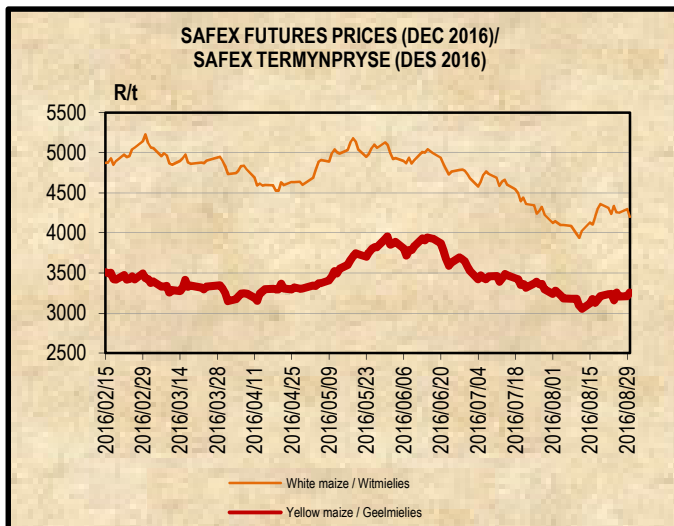
**Destination of exports / Bestemming van uitvoere**

White maize/Witmielies	Yellow maize/Geelmielies	Wheat/Koring
Lesotho	Namibia	Botswana
Zimbabwe	Swaziland	Lesotho
	Zimbabwe	Swaziland
		Zambia
		Zimbabwe

**4. DOMESTIC PRICES PER SAFEX (R/t) (a)**

**4. PLAASLIKE PRYSE VOLGENS SAFEX (R/t) (a)**

Commodity	Future Prices / Termynpryse (2016/08/30) R/ton					Kommoditeit
	Sep-16	Dec-16	Mar-17	May-17	Jul-17	
White maize	4169.00	4200.00	3819.00	2943.00	2754.00	Witmielies
Yellow maize	3156.00	3214.00	3118.00	2653.00	2633.00	Geelmielies
Wheat	4200.00	4160.00	4241.00	4359.00	4414.00	Koring
Sunflower	6300.00	6440.00	6345.00	6100.00	6175.00	Sonneblom
Soybeans	6564.00	6585.00	6365.00	6095.00	6085.00	Sojabone
Sorghum	3500.00	3760.00	3800.00	3650.00	3400.00	Sorghum



**5. IMPORT TARIFF ON MAIZE (b)\*****5. INVOERTARIEF OP MIELIES (b)\***

Derived US No2Y Yellow Maize fob (Gulf) (b)	2016-08-24	2016-08-25	2016-08-26	2016-08-29	2016-08-30	Afgeleide VSA No2Y Geelmielies vab (Golf) (b)
RSA Initial Reference Price	<b>\$110.00</b>					RSA Oorspronklike Verwysingsprys
Base price (\$/t)	117.65	117.65	117.65	117.65	117.65	Basisprys (\$/t)
Daily price (\$/t) (IGC)	169.60	168.60	165.60	163.60	158.60	Daaglikse prys (\$/t) (IGC)
Average of 21 days (\$/t)	171.22	170.84	170.36	169.79	169.22	Gemiddeld van 21 dae (\$/t)
Deviation from base price (\$/t)	-53.57	-53.19	-52.71	-52.14	-51.57	Afwyking van basisprys (\$/t)
Duty on maize (\$/t)	-61.22	-60.84	-60.36	-59.79	-59.22	Reg op mielies (\$/t)
Duty on maize (R/t)	-837.03	-831.41	-824.77	-817.76	-811.67	Reg op mielies (R/t)
R/\$ Exchange rate (average of 21 days)	13.6725	13.6655	13.6642	13.6773	13.7060	R/\$ Wisselkoers (gemiddeld van 21 dae)
<b>Tariff Gazetted 2006/12/08</b>	<b>R0.00/t</b>					<b>Tarief gepubliseer 2006/12/08</b>

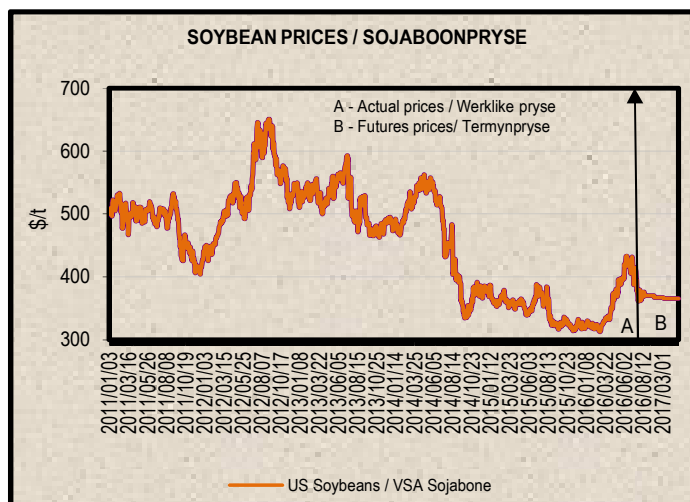
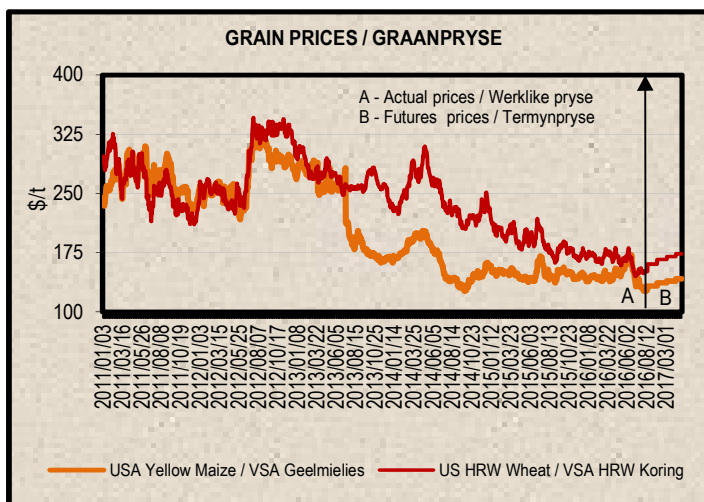
**6. IMPORT TARIFF ON WHEAT (b)\*****6. INVOERTARIEF OP KORING (b)\***

US No2 HRW fob (Gulf)	2016/08/02	2016/08/09	2016/08/16	2016/08/23	2016/08/30	VSA No2 HRW vab (Golf)
RSA Initial Reference Price	<b>\$294.00</b>					RSA Oorspronklike Verwysingsprys
Base price (\$/t)	193.33	193.33	193.33	193.33	193.33	Basis prys (\$/t)
Weekly price (\$/t) (IGC)	190.00	191.00	192.00	192.00	176.00	Weeklikse prys (\$/t) (IGC)
3 Weeks moving average (\$/t)	188.33	189.67	191.00	191.67	186.67	3 Weke skuiwende gemiddeld (\$/t)
Number of weeks that the deviation is more than \$10						Aantal weke wat die afwyking meer as \$10 is
Deviation from base price (\$/t)	5.00	3.66	2.33	1.66	6.66	Afwyking van basisprys (\$/t)
Calculated Duty on wheat (\$/t)	105.67	104.33	103.00	102.33	107.33	Berekende Reg op koring (\$/t)
Calculated Duty on wheat (R/t)	1477.78	1400.75	1367.29	1376.03	1545.22	Berekende Reg op koring (R/t)
R/\$ Exchange rate	13.9849	13.4261	13.2747	13.4470	14.3969	R/\$ Wisselkoers
<b>Tariff Gazetted 2016/08/22 (R/t)</b>	<b>R 1 591.40</b>					<b>Tarief gepubliseer 2016/08/22 (R/t)</b>

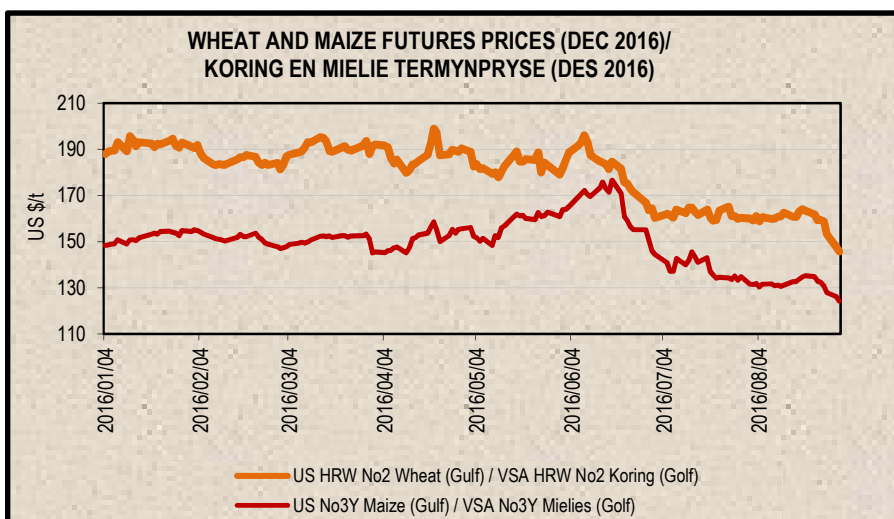
7. PRICES – INTERNATIONAL (US\$/t)

7. PRYSE - INTERNASIONAAL (VSA\$/t)

FOB (US\$/t)	Export Quotations/ Uitvoerkwotasie (b)(e)(f)				VAB (VSA\$/t)
	2016/08/30	2016/08/23	2016/08/16	2016/08/09	
US No 2 HRW Wheat (Gulf)	176.00	192.00	192.00	191.00	VSA No 2 HRW Koring (Golf)
US DNS Wheat 14% PNW	243.00	248.00	249.00	235.00	VSA DNS Koring 14% PNW
Argentine Wheat (Up River)	215.00	215.00	215.00	215.00	Argentynse Koring (Up River)
EC (France) Wheat (grade 1)	179.00	186.00	193.00	189.00	EU (Frankryk) Koring (graad 1)
EC (Germany) B Quality Wheat	187.00	192.00	198.00	192.00	EU (Duitsland) B Kwaliteit Koring
Black Sea Milling Wheat	173.00	174.00	174.00	169.00	Swart See Maalkoring
US No 3Y Maize (Gulf)	157.00	169.00	170.00	167.00	VSA No3Y Mielies (Golf)
Argentine Maize (Up River)	162.00	178.00	183.00	181.00	Argentynse Mielies (Up River)
US Sorghum (Gulf)	164.00	178.00	178.00	176.00	VSA Sorghum (Golf)
Argentine Sorghum (Up River)	146.00	151.00	148.00	145.00	Argentynse Sorghum (Up River)
US Soybeans (Gulf)	399.00	420.00	418.00	421.00	VSA Sojabone (Gulf)
Argentine Soybeans (Up River)	395.00	418.00	403.00	409.00	Argentynse Sojabone (Up River)
Canadian Canola	366.00	398.00	393.00	381.00	Kanadese Canola
Argentine Groundnuts Runners 40/50	1469.00	1469.00	1449.00	1449.00	Argentynse Grondbone 40/50 Runners
US Groundnuts Runners 40/50 shelled	1469.00	1469.00	1469.00	1469.00	VSA Grondbone 40/50 Runners uitgedop
Australian Malting Barley (Gairdner Malt)	240.00	249.00	250.00	251.00	Australiese Moutgars (Gairdner Malt)



Futures prices (US\$/t) / Termynpryse (VSA\$/t) (c)(d) (2016/08/30)							
Commodity	Sep-16	Dec-16	Mar-17	May-17	Jul-17	Sep-17	Kommoditeit
US No3 Yellow maize	119.68	124.25	128.18	131.18	134.25	137.24	VSA No3 Geelmielies
US No2 HRW wheat	135.07	145.72	151.97	155.94	159.61	165.57	VSA No2 HRW koring
US Soybeans	354.72	n/a	350.90	352.00	352.81	344.66	VSA Sojabone

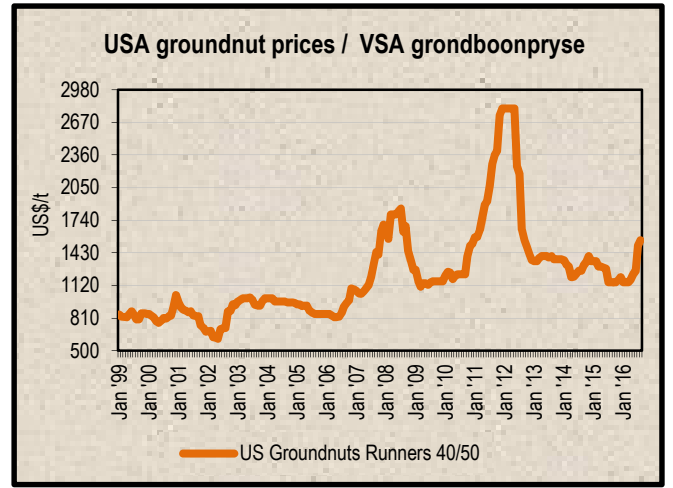
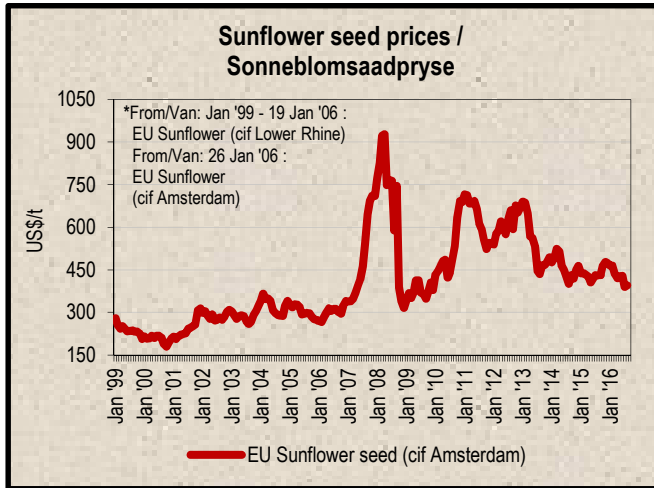


**8. LOWEST REPRESENTATIVE ASKING PRICES**  
(US\$/t)(e)(f)(Prices of previous week)

**8. LAAGSTE VERTEENWOORDIGENDE PRYSE GEVRA**  
(Pryse van vorige week)(VSA\$/t)(e)(f)

US\$/t	2016/08/25	2016/08/18	Change/ Verandering	VSA\$/t
Soybeans, Brazil, c.i.f. Rotterdam	418	420	-0.5%	Sojabone, Brasilië, k.a.v. Rotterdam
Soybeans, USA, c.i.f. Rotterdam	418	422	-0.9%	Sojabone, VSA, k.a.v. Rotterdam
Groundnuts, USA Runners 40/50*	1550	1550	0.0%	Grondbone, VSA Runners 40/50*
Groundnuts, Argentine Runners 40/50*	1550	1550	0.0%	Grondbone, Argentynse Runners 40/50*
Groundnut-oil, c.i.f. Rotterdam	N/A	N/A	N/A	Grondboon-olie, k.a.v. Rotterdam
Sunflower seed, EU c.i.f. Amsterdam	410	410	0.0%	Sonneblomsaad, EU k.a.v. Amsterdam
Sunflower-oil, EU (fob) N.W. Europe	825	830	-0.6%	Sonneblom-olie, EU (vab) N.W. Eur.
Rapeseed, Europe, 00, c.i.f. Hamburg	428	430	-0.5%	Raapsaad, Europa, 00, k.a.v. Hamburg

\* Shelled, c.i.f. Rotterdam \* Uitgedop k a v Rotterdam



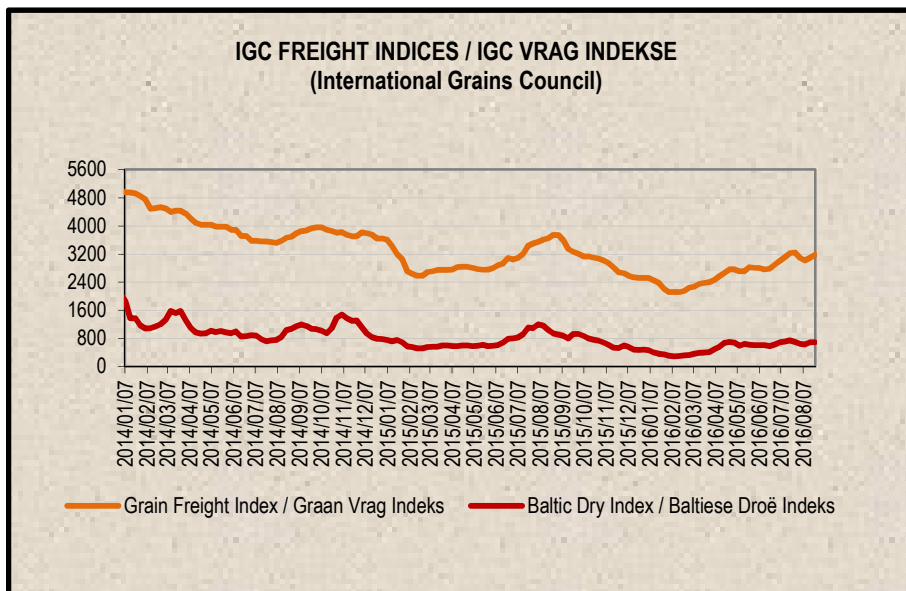
**9. IGC FREIGHT INDICES (b)**

**9. IGC VRAG INDEKSE (b)**

IGC FREIGHT INDICES / IGC VRAG INDEKSE							
	2016/07/19	2016/07/26	2016/08/02	2016/08/09	2016/08/16	2016/08/23	
Grain Freight Index*	3228	3247	3091	3013	3091	3179	Graan Vrag Indeks*
Baltic Dry Index	746	696	645	631	687	692	Baltiese Droë Indeks

\* IGC Grain Freight Index represents 15 major grain routes, including five from the United States of America, and two each from other main exporting nations (including Argentina, Black Sea, Europe and Canada); with base an average of the four weeks ending 11 May 2005 = 6000. The updated indices will be available on Thursdays on SAGIS' website.

\* IGC Graan Vrag Indeks verteenwoordig 15 hoof graanroetes, insluitende vyf vanaf die Verenigde State van Amerika, en twee elk van ander hoof uitvoermasies (insluitende Argentinie, Swart See, Europa en Kanada); met basis 'n gemiddeld van die vier weke geëindig 11 Mei 2005 = 6000. Die opgedateerde indekse sal Donderdae op SAGIS se webwerf beskikbaar



10. IMPORT PARITY PRICES – SUMMER GRAINS (b)

10. INVOERPARITEITPRYSE - SOMERGRANE (b)

INVOERPARITEITPRYSE VAN SOMERGRANE (BTW UITGESLT)			2016/09/01			IMPORT PARITY PRICES OF SUMMER GRAINS (VAT EXCL)		
ITEM	Nota/ Note	Mielies/Maize	Mielies/Maize	Sorghum	Sorghum	Sorghum	ITEM	
		VSA/ USA Golf/Gulf (no.3Y) \$/t	Argentynse/ Argentine Up River \$/t	VSA/ USA Golf/Gulf \$/t	Argentynse/ Argentine Up River \$/t	Australiese/ Australian Brisbane \$/t		
Internasionale VAB pryse	a	157.00	162.00	164.00	146.00	184.00	International FOB prices	
Vraggeld	b	23.00	18.00	23.00	18.00	13.00	Freight Rates	
Assuransie (0.3% van VAB)		0.47	0.49	0.49	0.44	0.55	Insurance (0.3% of FOB)	
1 KOSTE, ASSURANSIE EN VRAG (KAV) \$/T		180.47	180.49	187.49	164.44	197.55	1 COST, INSURANCE AND FREIGHT (CIF) \$/T	
R/\$ Wisselkoers op: 2016/08/30	<i>Omskakel na R/t</i>	14.3969	14.3969	14.3969	14.3969	14.3969	<i>Converted to R/t</i>	
2 KOSTE, ASSURANSIE EN VRAG (KAV) R/t		2598.21	2598.50	2699.27	2367.43	2844.11	2 COST, INSURANCE AND FREIGHT (CIF) R/t	
Finansieringskoste	c	22.42	22.43	23.30	20.43	24.55	Financing cost	
3 KOSTE, ASSURANSIE, VRAG EN FINANSIERING R/t		2620.63	2620.93	2722.57	2387.86	2868.66	3 COST, INSURANCE, FREIGHT AND FINANCING R/t	
Aflaaiikoste:	d, e			146.54	146.54	146.54	Discharging cost:	
- Kaapstad		122.93	122.93	n/a	n/a	n/a	- Cape Town	
- Durban		163.11	163.11	170.37	170.37	170.37	- Durban	
Invoertarif	f	0.00	0.00	70.83	63.06	79.47	Import Tariff	
4 VRY OP SPOOR (VOS) R/t							4 FREE ON RAIL (FOR) R/t	
- Kaapstad		2743.56	2743.86	n/a	n/a	n/a	- Cape Town	
- Durban		2783.74	2784.04	2939.94	2597.46	3094.67	- Durban	
Spoorvragkoste	g						Railage cost	
- Durban na Randfontein		246.10	246.10	246.10	246.10	246.10	- Durban to Randfontein	
<b>5 GELEWER:</b>							<b>5 DELIVERED:</b>	
- Durban na Randfontein R/ton		<b>3029.84</b>	<b>3030.14</b>	<b>3186.04</b>	<b>2843.56</b>	<b>3340.77</b>	- Durban to Randfontein R/ton	

Notas/Notes:

a Bron van pryse en vraggeld : IGC GMI  
Source of prices and freight rates: IGC GMI

Termyn / Term	US\$/ton (VAB/FOB)	Vraggeld/Freight Rate:	US\$/ton
Sep 2016	157.00	US Golf / Gulf	23.00
Sep 2016	162.00	Argentinië / Argentina	18.00
Sep 2016	164.00	Australië/Australia	13.00
Sep 2016	146.00		
Sep 2016	184.00		

b Vraggeld: bereken vir vragte van +/- 20 000 - 30 000t / Freight rates: calculated for freights of +/- 20 000 - 30 000t

c Finansieringskoste: 30 000t @ KAV @ primakoers vir 30 dae. Bron/Source: SARB 10.50% 2016/03/18  
Financing cost: 30 000t @ CIF @ prime rate for 30 days.

d Aflaaiikoste / Discharging costs (R/ton):

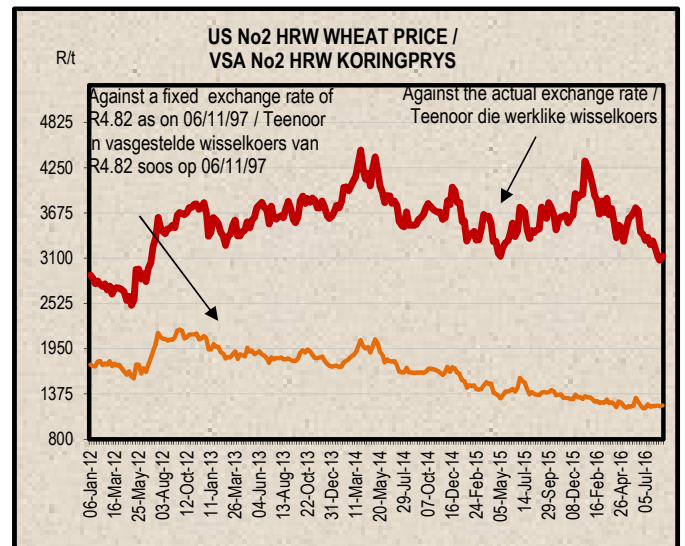
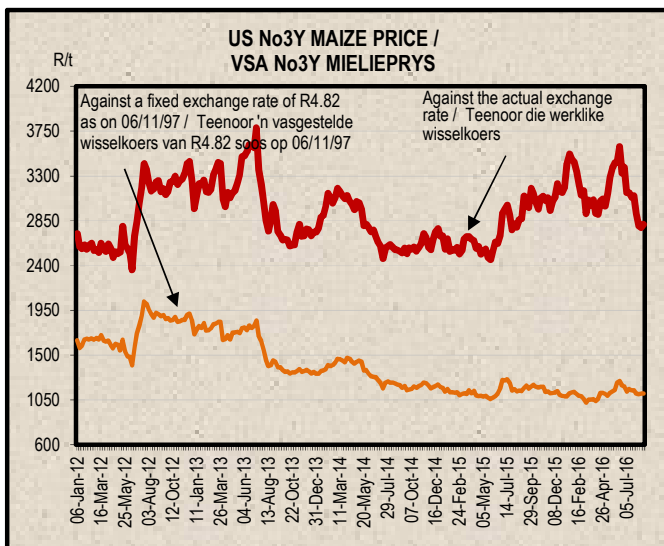
	Mielies/Maize:	Sorghum
Kaapstad / Cape Town:	122.93	n/a
Durban:	163.11	170.37

Bron / Source: Hull Blyh

e Ingesluit: Kaaielde, hantering, kaaibesig, agente/dokumentasie, logistiek & opnames (inspeksie van skeepsvrag) / Included: Wharfage, handling, wharf supervision, agent/documentation, logistic & survey (inspection of shipload).  
Uitgesluit: Gesondheidsinspeksie-, skeepagentskapfooi, strookbelsingsfooi vir GMO, obergingskoste asook BTW en invoerbelasting / Excluded: Health inspection fee, Ship agency fee, strip testing fees for GMO, storage costs as well as VAT and import duty.  
N.B: Slegs 'n aanduiding, aangesien koste van opname beding kan word / N.B: Indication only, as cost of survey can be negotiated.

f Invoertarif / Import Tariff  
Mielies/Maize = Vry / Free  
Sorghum = 3% op VAB / on FOB

g Neem asb. kennis dat 'n verandering in Spoorwet se spoorvrag op 1 April 2016 plaasgevind het na R246.10.  
Please take note that there was a change in Spoorwet railage cost on 1 April 2016 to R246.10.





11. IMPORT PARITY PRICES – WINTER CEREALS (b)

11. INVOERPARITEITPRYSSE - WINTERGRANE (b)

INVOERPARITEITPRYSSE VAN WINTERGRANE (BTW UITGESLT)		2016/09/01				IMPORT PARITY PRICES OF WINTER CEREALS (VAT EXCL)		
ITEM	Notar/ Note	Koring/Wheat	Koring/Wheat	Koring/Wheat	Koring/Wheat	Gars/Barley	Gars/Barley	ITEM
		VSA/ USA Golf/Gulf	VSA/ USA PNW	Argentynse/ Argentine Up River	EU Duitsland/ Germany B kwaliteit/ quality	Australiese/ Australian Adelaide	Fransse/ French Rouen	
		HRW	DNS	Trigo Pan		Mout/Malting	Mout/Malting	
Internasionale VAB pryse	a	\$/t	\$/t	\$/t	\$/t	\$/t	\$/t	International FOB prices
Vraggeld	b	176.00	243.00	215.00	187.00	240.00	228.00	Freight Rates
Assuransie (0.3% van VAB)		23.00	23.00	18.00	20.00	14.00	21.00	Insurance (0.3% of FOB)
1 KOSTE, ASSURANSIE EN VRAG (KAV) \$/T		0.53	0.73	0.65	0.56	0.72	0.68	1 COST, INSURANCE AND FREIGHT (CIF) \$/T
<i>Omskakel na R/t</i>		199.53	266.73	233.65	207.56	254.72	249.68	<i>Converted to R/t</i>
R/\$ Wisselkoers op: 2016/08/30		14.3969	14.3969	14.3969	14.3969	14.3969	14.3969	R/\$ Exchange rate on: 2016/08/30
2 KOSTE, ASSURANSIE EN VRAG (KAV) R/t		R/t	R/t	R/t	R/t	R/t	R/t	2 COST, INSURANCE AND FREIGHT (CIF) R/t
Finansieringskoste	c	24.79	33.14	29.03	25.79	31.65	31.02	Financing cost
3 KOSTE, ASSURANSIE, VRAG EN FINANSIERING R/t		2897.40	3873.23	3392.87	3014.01	3698.83	3625.64	3 COST, INSURANCE, FREIGHT AND FINANCING R/t
Aflaai-koste	d, e	124.02	124.02	124.02	124.02	157.11	157.11	Discharging cost
3.1 Kaapstad (Hoofsaaklik kaaihykraan metode)		163.11	163.11	163.11	163.11	170.37	170.37	3.1 Cape Town (Mainly shore cranes method)
3.2 Durban (Hoofsaaklik suig-in-silo metode)		1591.40	1591.40	1591.40	1591.40	0.00	0.00	3.2 Durban (Mainly suction into silo method)
Invoertarif op koring	f							Import Tariff on wheat
4 VRY OP SPOOR (VOS) R/t								4 FREE ON RAIL (FOR) R/t
4.1 Kaapstadhawe		4612.82	5588.65	5108.29	4729.43	3855.94	3782.75	4.1 Cape Town Harbour
4.2 Durbanhawe		4651.91	5627.74	5147.38	4768.52	3869.20	3796.01	4.2 Durban Harbour
Spoorvragkoste	g					n/a	n/a	Railage cost
- Kaapstad na Paarl		85.60	85.60	85.60	85.60			- Cape Town to Paarl
- Durban na Randfontein		246.10	246.10	246.10	246.10	246.10	246.10	- Durban to Randfontein
<b>5 GELEWER:</b>		<b>4698.42</b>	<b>5674.25</b>	<b>5193.89</b>	<b>4815.03</b>	<b>n/a</b>	<b>n/a</b>	<b>5 DELIVERED:</b>
- Kaapstad na Paarl R/ton		<b>4898.01</b>	<b>5873.84</b>	<b>5393.48</b>	<b>5014.62</b>	<b>4115.30</b>	<b>4042.11</b>	- Cape Town to Paarl R/ton
- Durban na Randfontein R/ton								- Durban to Randfontein R/ton

Notas/Notes: 2016/08/30

a Bron van pryse en vraggeld : IGC GMI  
Source of prices and freight rates: IGC GMI

Termyn / Term	VAB/FOB US\$/ton	Vraggeld / Freight Rate: US\$/ton	Gars/Barley = US\$ + 1
Sep 2016	176.00	US (Golf / Gulf)	23.00
Sep 2016	243.00	Argentinië / Argentine (Upriver)	18.00
Aug 2016	215.00	EEC (Bordeaux Hamburg)	21.00
Aug 2016	187.00	Australië / Australia (Eastern)	14.00
Aug 2016	240.00		
Aug 2016	228.00		

b Vraggeld: bereken vir vragte van +/- 20 000 - 30 000t. / Freight rates: calculated for freights of +/- 20 000 - 30 000t

c Finansieringskoste: 30 000t @ KAV @ primakoers vir 30 dae. Bron/Source: SARB 10.50% 2016/03/18  
Financing cost: 30 000t @ CIF @ prime rate for 30 days.

d Aflaai-koste / Discharging cost (R/ton):

	Koring/Wheat	Gars/Barley:
Kaapstad / Cape Town:	124.02	157.11
Durban:	163.11	170.37

e Ingesluit: Kaai- en hantiering, kaai- en hantiering, agente/dokumentasie, logistiek & opnames (inspeksie van skeepsvrag).  
Included: Wharfage, handling, wharf supervision, agent/documentation, logistic & survey (inspection of shipload).  
Uitgesluit: Gesondheidsinspeksie-, skeepsaagentskapfoei, strookbelyngingsfoei vir GMO, obergingskoste asook BTW en invoerbelasting.  
Excluded: Health inspection fee, ship agency fee, strip testing fees for GMO, storage costs as well as VAT and import duty.  
N.B: Steg 'n aanduiding, aangesien koste van opname beding kan word / N.B: Indication only, as cost of survey can be negotiated.

f Invoertarif / Import Tariff:  
Koring/Wheat = R1591.40 p/ton  
Gars/Barley = Vry/Free

g Neem asb. Kennis dat Spoorwet se spoorvrag op 1 April 2016 verander het soos volg:  
Kaapstad na Paarl R85.60 en Durban na Randfontein R246.10.  
Please take note that on 1 April 2016 Spoorwet railage cost changed as follows:  
Cape Town to Paarl R85.60 and Durban to Randfontein R246.10.

12. IMPORT PARITY PRICES – OIL SEEDS (b)(e)(f)

12. INVOERPARITEITPRYSE - OLIESADE (b)(e)(f)

INVOERPARITEITPRYSE VAN OLIESADE (BTW UITGESLT)		2016/09/01							IMPORT PARITY PRICES OF OIL SEEDS (VAT EXCL)	
ITEM	Nota/ Note	Sojabone/ Soybeans	Sojabone/ Soybeans	Sojabone/ Soybeans	Sonneblom/ Sunflower	Canola	Grondbone/ Groundnuts	Grondbone/ Groundnuts	ITEM	
		VSA/ USA Golf/Gulf	Argentynse/ Argentine Up River	Brazilië/ Brazil Paranagua	EU Franse/ French Bordeaux	Kanadese/ Canadian Vancouver	Argentynse/ Argentine Raw Runners 40/50	VSA/ USA Raw Runners 40/50		
Internasionale VAB pryse	a	\$/t 399.00	\$/t 395.00	\$/t 413.00	\$/t 406.00	\$/t 366.00	\$/t 1469.00 *	\$/t 1469.00 *	International FOB prices	
Vraggeld	b	23.00	18.00	18.00	20.00	27.00	81.00	23.00	Freight Rates	
Assuransie (0.3% van VAB)		1.20	1.19	1.24	1.22	1.10	4.41	4.41	Insurance (0.3% of FOB)	
1 KOSTE, ASSURANSIE EN VRAG (KAV) \$/T Omskakel na R/t R/\$ Wisselkoers op: 2016/08/30		423.20	414.19	432.24	427.22	394.10	1554.41	1496.41	1 COST, INSURANCE AND FREIGHT (CIF) \$/T Converted to R/t R/\$ Exchange rate on: 2016/08/30	
2 KOSTE, ASSURANSIE EN VRAG (KAV) R/t		14.3969	14.3969	14.3969	14.3969	14.3969	14.3969	14.3969	2 COST, INSURANCE AND FREIGHT (CIF) R/t	
3 KOSTE, ASSURANSIE, VRAG EN FINANSIERING R/t	c	R/t 6092.77	R/t 5963.05	R/t 6222.92	R/t 6150.64	R/t 5673.82	R/t 22378.69	R/t 21543.67	3 COST, INSURANCE, FREIGHT AND FINANCING R/t	
Finansieringskoste		52.58	51.46	53.70	53.08	48.97	193.13	185.92	Financing cost	
4 VRY OP SPOOR (VOS) R/t Durban	d, e	6145.35	6014.51	6276.62	6203.72	5722.79	22571.82	21729.59	4 FREE ON RAIL (FOR) R/t Durban	
Aflaakoste: Durban	f	170.37	170.37	170.37	268.74	170.37	579.41	579.41	Discharging cost: Durban	
Invoertarif:		459.55	454.94	475.67	0.00	526.93	2114.90	2114.90	Import Tariff:	
5 GELEWER: - Durban na Randfontein R/ton	g	6775.27	6639.82	6922.66	6472.46	6420.09	25266.13	24423.90	5 DELIVERED: - Durban to Randfontein R/ton	
		246.10	246.10	246.10	246.10	246.10	-	-	Railage cost - Durban to Randfontein	
		7021.37	6885.92	7168.76	6718.56	6666.19	-	-		

Notas/Notes:

a Bron van pryse en vraggeld / Source of prices and freight rates : IGC (GMI), Geogaloes Peanut World & Oilworld  
2016/08/30

Termyn / Term	US\$/ton (VAB/FOB)	Vraggeld/Freight Rate:	US\$/ton
Sojabone/Soybeans: VSA/USA (Golf/Gulf)	Sep 2016 399.00	US Golf / Gulf	23.00
Sojabone/Soybeans: Argentinië/Argentina (Up River)	Sep 2016 395.00	Argentinië / Argentina	18.00
Sojabone/Soybeans: Brazilië/Brazil (Paranagua)	Sep 2016 413.00	EEC (Bordeaux/Hamburg)	20.00
Sonneblom/Sunflower: EU Frankryk/France (Bordeaux)	Sep 2016 406.00	Kanada/Canada (North Pacific)	27.00
Canola: Kanada/Canada (Vancouver)	Sep 2016 366.00	Grondbone/Groundnuts (ARG)	81.00
Grondbone/Groundnuts: Argentinië/Argentina (Raw Runner 40/50)	Oct 2016 1469.00		
Grondbone/Groundnuts: VSA/USA (Runners 40/50)	Sep 2016 1469.00		

b Vraggeld: bereken vir vragte van +/- 20 000 - 30 000t / Freight rates: calculated for freights of +/- 20 000 - 30 000t

c Finansieringskoste: 30 000t @ KAV @ primakoers vir 30 dae. Bron/Source: SARB 10.50% 2016/03/18  
Financing cost: 30 000t @ CIF @ prime rate for 30 days.

d Aflaakoste / Discharging costs (R/ton):

	Sojabone/ Soybeans	Sonneblom/ Sunflower	Canola	Grondbone/ Groundnuts
Durban:	170.37	268.74	170.37	579.41

e Aflaakoste / Discharging fees:

Ingesluit: Kaaigelde, hantering, kaaioesig, agente/dokumentasie, logistiek & opnames (inspeksie van skeepsvrag) /  
Included: Wharfage, handling, wharf supervision, agent/documentation, logistic & survey (inspection of shipload).  
Uitgesluit: Gesondheidsinspeksie-, skeepagentskapfooi, strooktoetsingsfooi vir GMO, opbergingskoste asook BTW en invoerbelasting /  
Excluded: Health inspection fee, Ship agency fee, strip testing fees for GMO, storage costs as well as VAT and import duty.

N.B: Slegs 'n aanduiding, aangesien koste van opname beding kan word / N.B: Indication only, as cost of survey can be negotiated.

f Invoertarif / Import Tariff:

Sojabone/Soybeans = 8% op VAB / on FOB  
Sonneblom/Sunflower = Vry / Free  
Canola = 10% op VAB / on FOB  
Grondbone/Groundnuts = 10% op VAB / on FOB

g Neem asb. Kennis dat Spoorwet se spoorvrag op 1 April 2016 verander het na R246.10.

Please take note that on 1 April 2016 Spoorwet railage cost changed to R246.10.

\* Kwotasies is k.a.v. pryse. VAB pryse dus berekende pryse (kav minus vraggeld) / Quotes are c.i.f. prices. FOB prices are therefore calculated prices (cif minus freight rates).



13. EXPORT PARITY PRICES (b)

13. UITVOERPARITEITPRYSE (b)

INDICATIVE EXPORT PARITY PRICES		2016/09/01			AANDUIDENDE UITVOERPARITEITSPRYSE	
	US No3Y Maize/ Mielies Gulf/Golf (b) Sep 16	US HRW Wheat/Koring Gulf/Golf (b) Sep 16	US DNS 14% Wheat/Koring PNW (b) Sep 16	Argentine Raw Runner 40/50 Groundnuts/ Grondbone (f) Oct/Okt 16	Hierdie is slegs 'n voorbeeld van hoe 'n uitvoerpariteitsprys bereken kan word - dit kan varieer volgens behoefte	
FOB Gulf value (\$/t)	157.00	176.00	243.00	1469.00	VAB Golfwaarde (\$/t)	
Difference in quality and locality of SA <sup>1</sup> Maize: Plus US\$10 (\$/t)	\$10.00				Kwaliteits- en liggingsverskil van SA <sup>1</sup> Mielies: Plus VSA\$10 (\$/t)	
Groundnuts: Less 3,5% of fob value				96,5%	Grondbone: Min 3,5% van vab waarde	
SA fob price (\$/t)	167.00	176.00	243.00	1417.59	SA vab prys (\$/t)	
Exchange rate (1\$=): (2016/08/30)	14.3969	14.3969	14.3969	14.3969	Wisselkoers (1\$=): (2016/08/30)	
FOB Gulf value (R/t)	2404.28	2533.85	3498.45	20408.90	VAB Golfwaarde (R/t)	
<b>Marketing costs:</b>					<b>Bemerkings koste:</b>	
Financing (Prime rate 10.50% - 30 days) (R/t)	20.75	21.87	30.19	176.13	Finansieringskoste (Primakoers 10.50% - 30 dae) (R/t)	
Railage: <sup>2</sup> Randfontein – Durban harbour	246.10	246.10	246.10	-	Spoorvrag: <sup>2</sup> Randfontein – Durbanhawe	
Loading costs: (R/t) <sup>3</sup> Durban Harbour (Mainly spout method)	151.88	163.20	163.20	467.13	Oplaaikoste: (R/t) <sup>3</sup> Durbanhawe (Hoofsaaklik tregter metode)	
<b>EXPORT REALISATION (R/t):</b>					<b>UITVOER REALISASIE (R/t):</b>	
<b>Randfontein</b>	<b>1985.55</b>	<b>2102.68</b>	<b>3058.96</b>	<b>19765.64</b>	<b>Randfontein</b>	

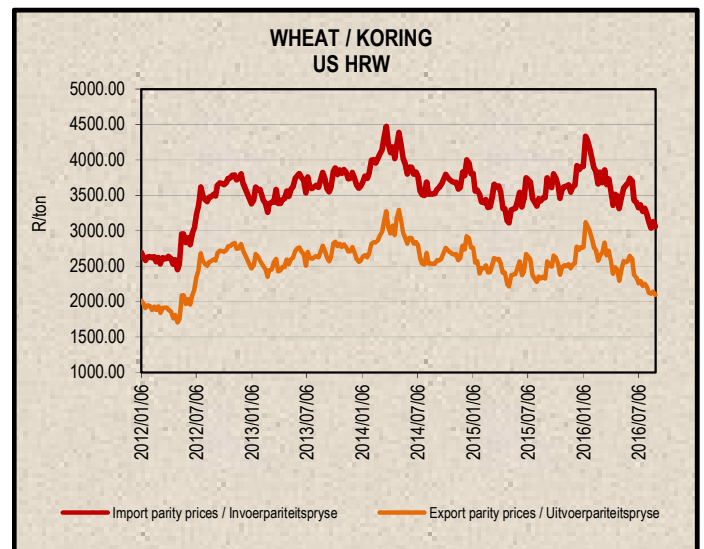
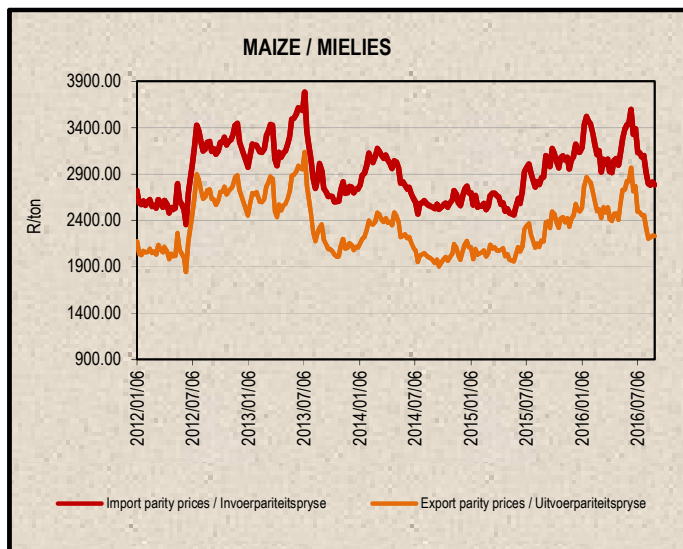
*Difference in quality and locality of SA (As requested by the industry)* 1 *Kwaliteits- en liggingsverskil van SA (Soos deur die bedryf versoek)*

*As from 14 June 2012, the discount/rebate will no longer be used to calculate the export parity price on US HRW and a new calculation will be added for US DNS, also without the discount/rebate.* *Vanaf 14 Junie 2012 sal die diskonto/premie nie meer gebruik word by die berekening van die uitvoerpariteitprys van US HRW nie en 'n nuwe berekening word nou vir US DNS gedoen, ook sonder diskonto/premie.*

*Railage costs: Please take note that on 1 April 2016 Spoormet railage cost changed to R246.10.* 2 *Spoorvrag koste: Neem asb. Kennis dat Spoormet se spoorvrag op 1 April 2016 verander het na R246.10.*

*Loading costs, received from Hull Blyth: Included: Cargo dues, handling, wharf supervision, agency/documentation, logistics & surveys (inspection of cargo).* 3 *Oplaaikoste, ontvang van Hull Blyth: Ingesluit: Kaagelde, hantering, kaaitoesig, agente/dokumentasie, logistiek & opnames (inspeksie van skeepsvrag)*

*Excluded: Ship agent fees, health & PPECB inspections, storage facility & transport costs to storage facility, VAT & duties.* *Uitgesluit: Skeepagentskaps-, inspeksie-, opbergings- en vervoerkoste na opbergingsfasiliteit, BTW & invoerbelasting.*



#### 14. WEATHER

For local weather, please follow the link below:  
[www.weathersa.co.za](http://www.weathersa.co.za)

#### 14. WEER

Vir plaaslike weer, volg asseblief die onderstaande skakel:  
[www.weathersa.co.za](http://www.weathersa.co.za)

#### **Sources /Bronne:**

(a) = Safex; (b) = International Grains Council; (c) = CBOT; (d) = KCBT;  
(e) = Oil World; (f) = Geogalos Peanut World.

\* Formula according to ITAC (International Trade Administration Commission of South Africa)/  
Formule volgens ITAC (International Trade Administration Commission of South Africa)

SAGIS

Nico Hawkins

General Manager / Hoofbestuurder

**Indemnity/Vrywaring:** Although everything has been done to ensure the accuracy of the information, neither SAGIS nor any of its directors or employees takes any responsibility for actions or losses that might occur as a result of the usage of this information. / Alhoewel alles gedoen is om te verseker dat die inligting korrek is, aanvaar nie SAGIS of enige van sy direkteure of werknemers verantwoordelikheid vir enige aksies of verliese as gevolg van die inligting wat gebruik is nie.