

SAGIS WEEKLY BULLETIN / SAGIS WEEKLIKSE BULLETIN

1. Producer Deliveries (ton):			1. Produsentelewerings (ton):	
Commodity	Latest week/ Jongste week: 27 Aug - 2 Sep 2016	Total: current marketing year/ Totaal: huidige bemarkingsjaar	Total: same period previous marketing year/ Totaal: selfde periode vorige bemarkingsjaar	Kommoditeit
White maize	39 299	2 591 607	4 055 439	Witmielies
Yellow maize	8 478	3 276 730	4 193 992	Geelmielies
Total: maize	47 777	5 868 337	8 249 431	Totaal: mielies
Wheat	409	1 400 016	1 697 316	Koring

2. Imports (ton):			2. Invoere (ton):	
2.1 Imports for RSA			2.1 Invoere vir RSA	
Commodity	Latest week/ Jongste week: 27 Aug - 2 Sep 2016	Total: current marketing year/ Totaal: huidige bemarkingsjaar	Total: same period previous marketing year/ Totaal: selfde periode vorige bemarkingsjaar	Kommoditeit
White maize	18 591	258 258	4 666	Witmielies
Yellow maize	56 685	514 540	214 018	Geelmielies
Maize Total	75 276	772 798	218 684	Mielies Totaal
Wheat	63 260	1 909 413	1 611 055	Koring

Origin of imports / Oorsprong van invoere

White maize/Witmielies	Yellow maize/Geelmielies	Wheat/Koring
Mexico	Argentina	Argentina
USA	Brazil	Australia
		Canada
		Germany
		Lithuania
		Poland
		Russia
		Ukraine
		USA

2.2 Imports for other countries			2.2 Invoere vir ander lande	
Commodity	Latest week/ Jongste week: 27 Aug - 2 Sep 2016	Total: current marketing year/ Totaal: huidige bemarkingsjaar	Total: same period previous marketing year/ Totaal: selfde periode vorige bemarkingsjaar	Kommoditeit
White maize	0	36 168	0	Witmielies
Yellow maize	0	359	0	Geelmielies
Maize Total	0	36 527	0	Mielies Totaal
Wheat	2 697	219 945	142 227	Koring

Origin of imports / Oorsprong van invoere

White maize/Witmielies	Yellow maize/Geelmielies	Wheat/Koring
Mexico	Argentina	Argentina
USA		Australia
		Canada
		Germany
		Lithuania
		Poland
		Russia
		Ukraine

3. Exports (ton):

3.1 RSA Exports

Commodity	Latest week/ Jongste week: 27 Aug - 2 Sep 2016	Total: current marketing year/ Totaal: huidige bemarkingsjaar	Total: same period previous marketing year/ Totaal: selfde periode vorige bemarkingsjaar	Kommoditeit
White maize	11 001	178 338	137 146	Witmielies
Yellow maize	3 155	86 864	65 320	Geelmielies
Maize Total	14 156	265 202	202 466	Mielies Totaal
Wheat	1 308	51 735	263 383	Koring

3. Uitvoere (ton):

3.1 RSA Uitvoere

Destination of exports / Bestemming van uitvoere

White maize/Witmielies	Yellow maize/Geelmielies	Wheat/Koring
Botswana	Botswana	Botswana
Lesotho	Korea	Lesotho
Mozambique	Lesotho	Mozambique
Namibia	Mozambique	Namibia
Swaziland	Namibia	Swaziland
Zimbabwe	Swaziland	Zambia
	Zambia	Zimbabwe
	Zimbabwe	

3.2 Imports for Exports

Commodity	Latest week/ Jongste week: 27 Aug - 2 Sep 2016	Total: current marketing year/ Totaal: huidige bemarkingsjaar	Total: same period previous marketing year/ Totaal: selfde periode vorige bemarkingsjaar	Kommoditeit
White maize	1 335	27 102	0	Witmielies
Yellow maize	0	4 128	0	Geelmielies
Maize Total	1 335	31 230	0	Mielies Totaal
Wheat	7 698	214 205	120 406	Koring

3.2 Invoere vir Uitvoere

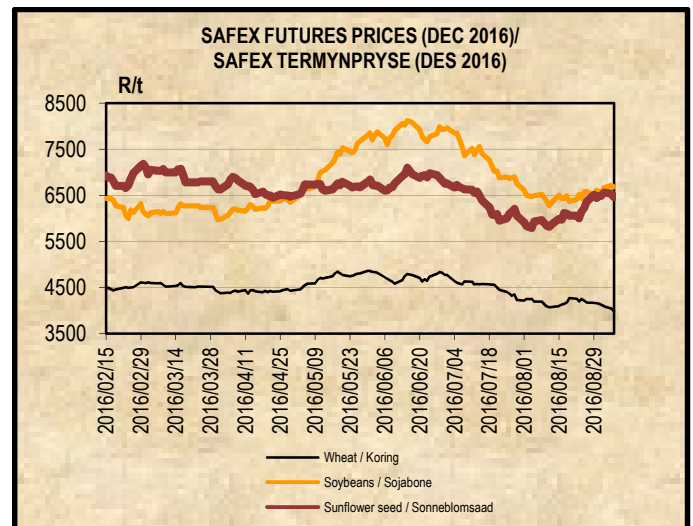
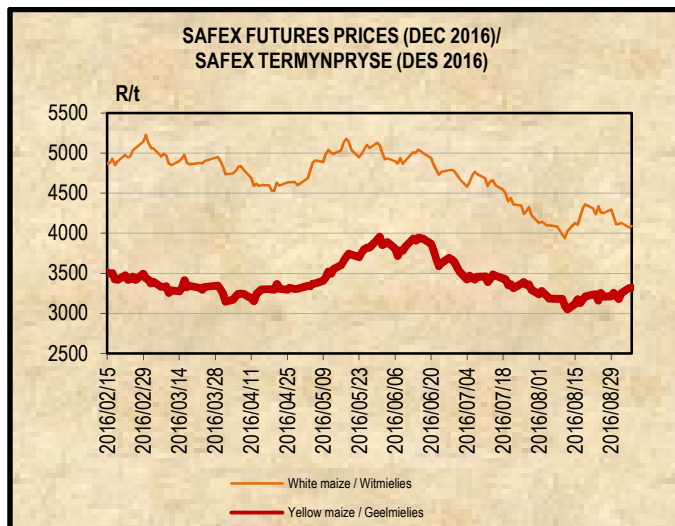
Destination of exports / Bestemming van uitvoere

White maize/Witmielies	Yellow maize/Geelmielies	Wheat/Koring
Lesotho	Namibia	Botswana
Zimbabwe	Swaziland	Lesotho
	Zimbabwe	Swaziland
		Zambia
		Zimbabwe

4. DOMESTIC PRICES PER SAFEX (R/t) (a)

4. PLAASLIKE PRYSE VOLGENS SAFEX (R/t) (a)

Commodity	Future Prices / Termynpryse (2016/09/06) R/ton					Kommoditeit
	Sep-16	Dec-16	Mar-17	May-17	Jul-17	
White maize	4041.00	4091.00	3786.00	2991.00	2876.00	Witmielies
Yellow maize	3196.00	3251.00	3186.00	2741.00	2717.00	Geelmielies
Wheat	3953.00	3992.00	4068.00	4168.00	4278.00	Koring
Sunflower	6252.00	6465.00	6351.00	6100.00	6235.00	Sonneblom
Soybeans	6615.00	6600.00	6432.00	6150.00	6254.00	Sojabone
Sorghum	3500.00	3760.00	3800.00	3570.00	3400.00	Sorghum



5. IMPORT TARIFF ON MAIZE (b)*
5. INVOERTARIEF OP MIELIES (b)*

Derived US No2Y Yellow Maize fob (Gulf) (b)	2016-08-31	2016-09-01	2016-09-02	2016-09-05	2016-09-06	Afgeleide VSA No2Y Geelmielies vab (Golf) (b)
RSA Initial Reference Price	\$110.00					RSA Oorspronklike Verwysingsprys
Base price (\$/t)	117.65	117.65	117.65	117.65	117.65	Basisprys (\$/t)
Daily price (\$/t) (IGC)	156.60	160.60	162.60	162.60	162.60	Daaglikse prys (\$/t) (IGC)
Average of 21 days (\$/t)	168.60	168.17	167.93	167.60	167.22	Gemiddeld van 21 dae (\$/t)
Deviation from base price (\$/t)	-50.95	-50.52	-50.28	-49.95	-49.57	Afwyking van basisprys (\$/t)
Duty on maize (\$/t)	-58.60	-58.17	-57.93	-57.60	-57.22	Reg op mielies (\$/t)
Duty on maize (R/t)	-804.42	-800.40	-799.32	-796.68	-793.13	Reg op mielies (R/t)
R/\$ Exchange rate (average of 21 days)	13.7273	13.7596	13.7980	13.8312	13.8610	R/\$ Wisselkoers (gemiddeld van 21 dae)
Tariff Gazetted 2006/12/08	R0.00/t					Tarief gepubliseer 2006/12/08

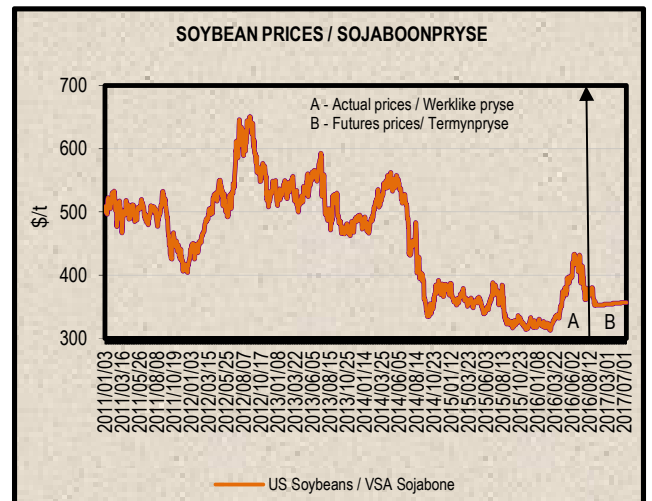
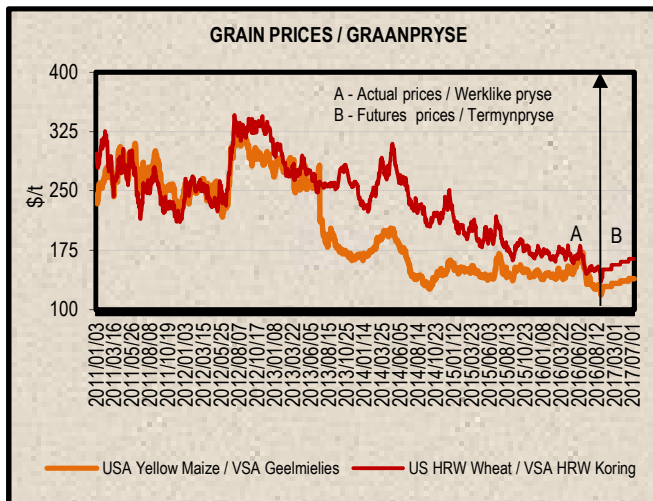
6. IMPORT TARIFF ON WHEAT (b)*
6. INVOERTARIEF OP KORING (b)*

US No2 HRW fob (Gulf)	2016/08/09	2016/08/16	2016/08/23	2016/08/30	2016/09/06	VSA No2 HRW vab (Golf)
RSA Initial Reference Price	\$294.00					RSA Oorspronklike Verwysingsprys
Base price (\$/t)	193.33	193.33	193.33	193.33	193.33	Basis prys (\$/t)
Weekly price (\$/t) (IGC)	191.00	192.00	192.00	176.00	180.00	Weeklikse prys (\$/t) (IGC)
3 Weeks moving average (\$/t)	189.67	191.00	191.67	186.67	182.67	3 Weke skuiwende gemiddeld (\$/t)
Number of weeks that the deviation is more than \$10					1	Aantal weke wat die afwyking meer as \$10 is
Deviation from base price (\$/t)	3.66	2.33	1.66	6.66	10.66	Afwyking van basisprys (\$/t)
Calculated Duty on wheat (\$/t)	104.33	103.00	102.33	107.33	111.33	Berekende Reg op koring (\$/t)
Calculated Duty on wheat (R/t)	1400.75	1367.29	1376.03	1545.22	1588.89	Berekende Reg op koring (R/t)
R/\$ Exchange rate	13.4261	13.2747	13.4470	14.3969	14.2719	R/\$ Wisselkoers
Tariff Gazetted 2016/08/22 (R/t)	R 1 591.40					Tarief gepubliseer 2016/08/22 (R/t)

7. PRICES – INTERNATIONAL (US\$/t)

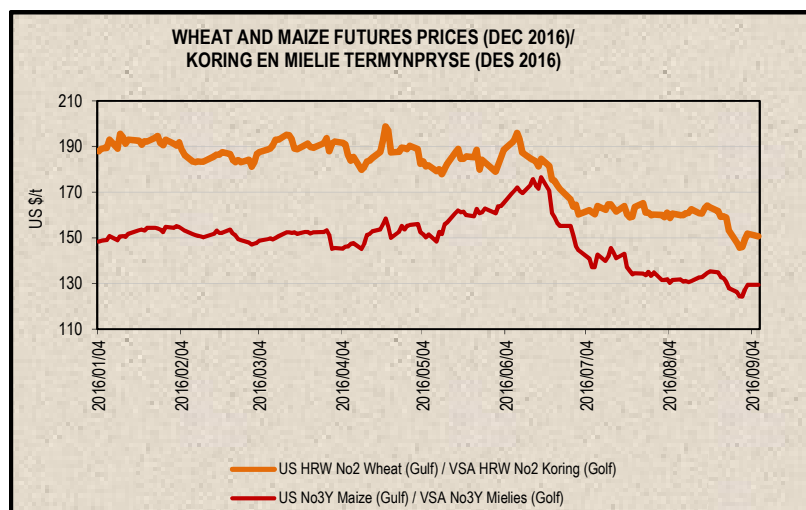
7. PRYSE - INTERNASIONAAL (VSA\$/t)

FOB (US\$/t)	Export Quotations/ Uitvoerkwotasie (b)(e)(f)				VAB (VSA\$/t)
	2016/09/06	2016/08/30	2016/08/23	2016/08/16	
US No 2 HRW Wheat (Gulf)	180.00	176.00	192.00	192.00	VSA No 2 HRW Koring (Golf)
US DNS Wheat 14% PNW	243.00	243.00	248.00	249.00	VSA DNS Koring 14% PNW
Argentine Wheat (Up River)	215.00	215.00	215.00	215.00	Argentynse Koring (Up River)
EC (France) Wheat (grade 1)	179.00	179.00	186.00	193.00	EU (Frankryk) Koring (graad 1)
EC (Germany) B Quality Wheat	187.00	187.00	192.00	198.00	EU (Duitsland) B Kwaliteit Koring
Black Sea Milling Wheat	172.00	173.00	174.00	174.00	Swart See Maalkoring
US No 3Y Maize (Gulf)	161.00	157.00	169.00	170.00	VSA No3Y Mielies (Golf)
Argentine Maize (Up River)	170.00	162.00	178.00	183.00	Argentynse Mielies (Up River)
US Sorghum (Gulf)	167.00	164.00	178.00	178.00	VSA Sorghum (Golf)
Argentine Sorghum (Up River)	154.00	146.00	151.00	148.00	Argentynse Sorghum (Up River)
US Soybeans (Gulf)	401.00	399.00	420.00	418.00	VSA Sojabone (Gulf)
Argentine Soybeans (Up River)	396.00	395.00	418.00	403.00	Argentynse Sojabone (Up River)
Canadian Canola	379.00	366.00	398.00	393.00	Kanadese Canola
Argentine Groundnuts Runners 40/50	1489.00	1469.00	1469.00	1449.00	Argentynse Grondbone 40/50 Runners
US Groundnuts Runners 40/50 shelled	1469.00	1469.00	1469.00	1469.00	VSA Grondbone 40/50 Runners uitgedop
Australian Malting Barley (Gairdner Malt)	251.00	240.00	249.00	250.00	Australiese Moutgars (Gairdner Malt)



Futures prices (US\$/t) / Termynpryse (VSA\$/t) (c)(d) (2016/09/06)

Commodity	Sep-16	Dec-16	Mar-17	May-17	Jul-17	Sep-17	Kommoditeit
US No3 Yellow maize	124.64	129.29	133.30	136.21	139.05	141.80	VSA No3 Geelmielies
US No2 HRW wheat	141.09	150.72	156.75	160.57	164.32	170.12	VSA No2 HRW koring
US Soybeans	357.96	n/a	355.31	356.63	357.88	348.84	VSA Sojabone



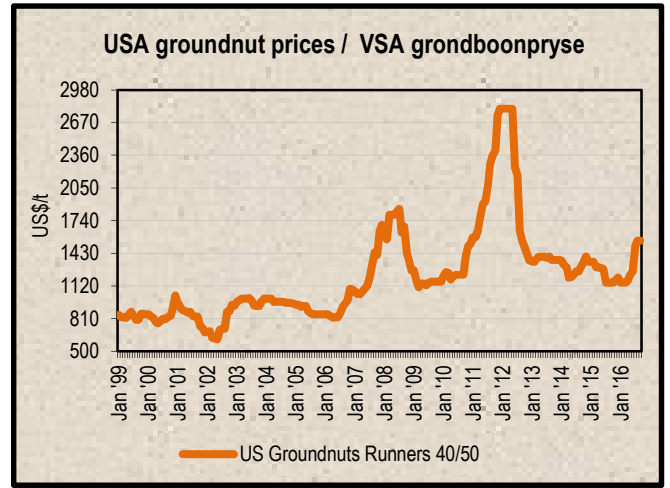
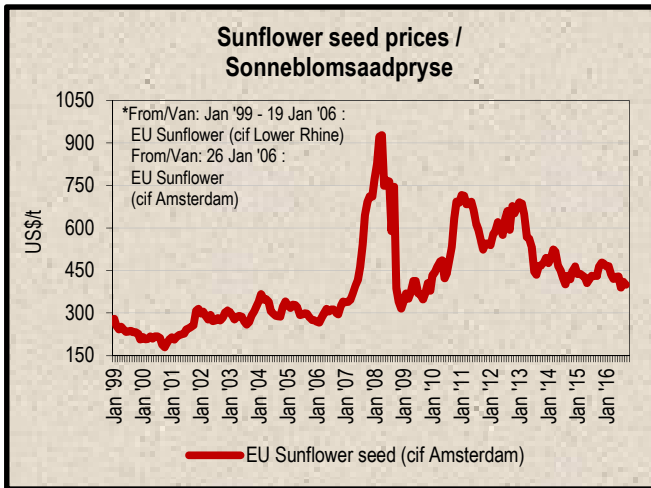
8. LOWEST REPRESENTATIVE ASKING PRICES
(US\$/t)(e)(f)(Prices of previous week)

8. LAAGSTE VERTEENWOORDIGENDE PRYSE GEVRA
(Pryse van vorige week)(VSA\$/t)(e)(f)

US\$/t	2016/09/01	2016/08/25	Change/ Verandering	VSA\$/t
Soybeans, Brazil, c.i.f. Rotterdam	402	418	-3.8%	Sojabone, Brasilië, k.a.v. Rotterdam
Soybeans, USA, c.i.f. Rotterdam	400	418	-4.3%	Sojabone, VSA, k.a.v. Rotterdam
Groundnuts, USA Runners 40/50*	1550	1550	0.0%	Grondbone, VSA Runners 40/50*
Groundnuts, Argentine Runners 40/50*	1570	1550	1.3%	Grondbone, Argentynse Runners 40/50*
Groundnut-oil, c.i.f. Rotterdam	N/A	N/A	N/A	Grondboon-olie, k.a.v. Rotterdam
Sunflower seed, EU c.i.f. Amsterdam	400	410	-2.4%	Sonneblomsaad, EU k.a.v. Amsterdam
Sunflower-oil, EU (fob) N.W. Europe	815	825	-1.2%	Sonneblom-olie, EU (vab) N.W. Eur.
Rapeseed, Europe, 00, c.i.f. Hamburg	420	428	-1.9%	Raapsaad, Europa, 00, k.a.v. Hamburg

* Shelled, c.i.f. Rotterdam

* Uitgedop k a v Rotterdam



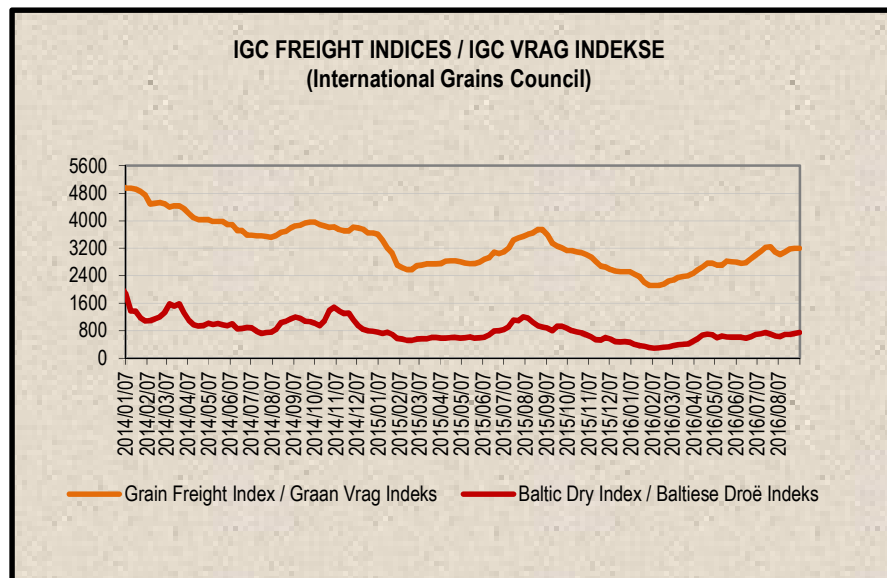
9. IGC FREIGHT INDICES (b)

9. IGC VRAG INDEKSE (b)

IGC FREIGHT INDICES / IGC VRAG INDEKSE							
	2016/08/02	2016/08/09	2016/08/16	2016/08/23	2016/08/30	2016/09/06	
Grain Freight Index*	3091	3013	3091	3179	3199	3199	Graan Vrag Indeks*
Baltic Dry Index	645	631	687	692	715	745	Baltiese Droë Indeks

* IGC Grain Freight Index represents 15 major grain routes, including five from the United States of America, and two each from other main exporting nations (including Argentina, Black Sea, Europe and Canada); with base an average of the four weeks ending 11 May 2005 = 6000. The updated indices will be available on Thursdays on SAGIS' website.

* IGC Graan Vrag Indeks verteenwoordig 15 hoof graanroetes, insluitende vyf vanaf die Verenigde State van Amerika, en twee elk van ander hoof uitvoermasies (insluitende Argentinie, Swart See, Europa en Kanada); met basis 'n gemiddeld van die vier weke geëindig 11 Mei 2005 = 6000. Die opgedateerde indekse sal Donderdae op SAGIS se webwerf beskikbaar.



10. IMPORT PARITY PRICES – SUMMER GRAINS (b)

10. INVOERPARITEITPRYSE - SOMERGRANE (b)

INVOERPARITEITPRYSE VAN SOMERGRANE (BTW UITGESLT)			2016/09/08			IMPORT PARITY PRICES OF SUMMER GRAINS (VAT EXCL)		
ITEM	Nota/ Note	Mielies/Maize	Mielies/Maize	Sorghum	Sorghum	Sorghum	ITEM	
		VSA/ USA Golf/Gulf (no.3Y) \$/t	Argentynse/ Argentine Up River \$/t	VSA/ USA Golf/Gulf \$/t	Argentynse/ Argentine Up River \$/t	Australiese/ Australian Brisbane \$/t		
Internasionale VAB pryse	a	161.00	170.00	167.00	154.00	188.00	International FOB prices	
Vraggeld	b	23.00	20.00	23.00	20.00	13.00	Freight Rates	
Assuransie (0.3% van VAB)		0.48	0.51	0.50	0.46	0.56	Insurance (0.3% of FOB)	
1 KOSTE, ASSURANSIE EN VRAG (KAV) \$/T		184.48	190.51	190.50	174.46	201.56	1 COST, INSURANCE AND FREIGHT (CIF) \$/T	
R/\$ Wisselkoers op: 2016/09/06		14.2719	14.2719	14.2719	14.2719	14.2719	Converted to R/t	
2 KOSTE, ASSURANSIE EN VRAG (KAV) R/t		2632.88	2718.94	2718.80	2489.88	2876.64	2 COST, INSURANCE AND FREIGHT (CIF) R/t	
Finansieringskoste	c	22.72	23.46	23.46	21.49	24.83	Financing cost	
3 KOSTE, ASSURANSIE, VRAG EN FINANSIERING R/t		2655.60	2742.40	2742.26	2511.37	2901.47	3 COST, INSURANCE, FREIGHT AND FINANCING R/t	
Aflaaiikoste:	d, e			146.54	146.54	146.54	Discharging cost:	
- Kaapstad		122.93	122.93	n/a	n/a	n/a	- Cape Town	
- Durban		163.11	163.11	170.37	170.37	170.37	- Durban	
Invoertarif	f	0.00	0.00	71.50	65.94	80.49	Import Tariff	
4 VRY OP SPOOR (VOS) R/t							4 FREE ON RAIL (FOR) R/t	
- Kaapstad		2778.53	2865.33	n/a	n/a	n/a	- Cape Town	
- Durban		2818.71	2905.51	2960.30	2723.85	3128.50	- Durban	
Spoornragkoste	g						Railage cost	
- Durban na Randfontein		246.10	246.10	246.10	246.10	246.10	- Durban to Randfontein	
5 GELEWER:							5 DELIVERED:	
- Durban na Randfontein R/ton		3064.81	3151.61	3206.40	2969.95	3374.60	- Durban to Randfontein R/ton	

Notas/Notes:

a Bron van pryse en vraggeld : IGC GMI
Source of prices and freight rates: IGC GMI

2016/09/08

Termyn / Term	US\$/ton (VAB/FOB)	Vraggeld/Freight Rate:	US\$/ton
Sep 2016	161.00	US Golf / Gulf	23.00
Sep 2016	170.00	Argentinië / Argentina	20.00
Sep 2016	167.00	Australië/Australia	13.00
Sep 2016	154.00		
Sep 2016	188.00		

Mielies/Maize: VSA/USA (Golf/Gulf No.3Y)
Mielies/Maize: Argentinië/Argentina (Up River)
Sorghum: VSA/USA (Golf / Gulf Milo)
Sorghum: Argentinië/Argentina (Up River)
Sorghum: Australië/Australia (Brisbane)

b Vraggeld: bereken vir vragte van +/- 20 000 - 30 000t / Freight rates: calculated for freights of +/- 20 000 - 30 000t

c Finansieringskoste: 30 000t @ KAV @ primakoers vir 30 dae. Bron/Source: SARB 10.50% 2016/03/18
Financing cost: 30 000t @ CIF @ prime rate for 30 days.

	Mielies/Maize:	Sorghum
Kaapstad / Cape Town:	122.93	n/a
Durban:	163.11	170.37

d Aflaaiikoste / Discharging costs (R/ton):

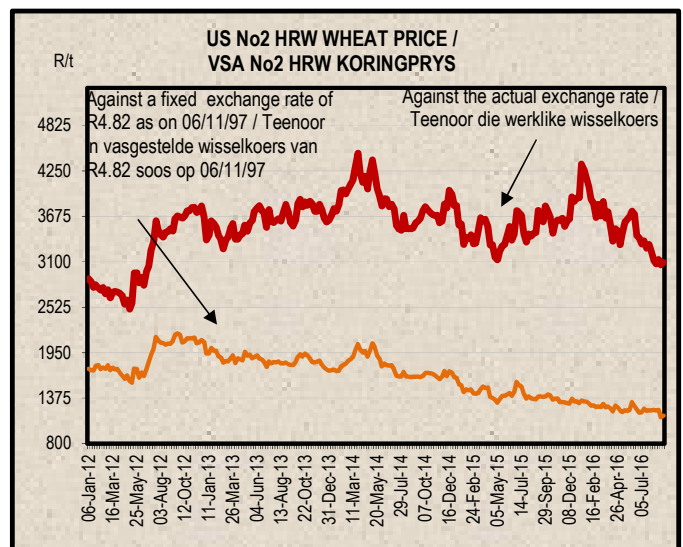
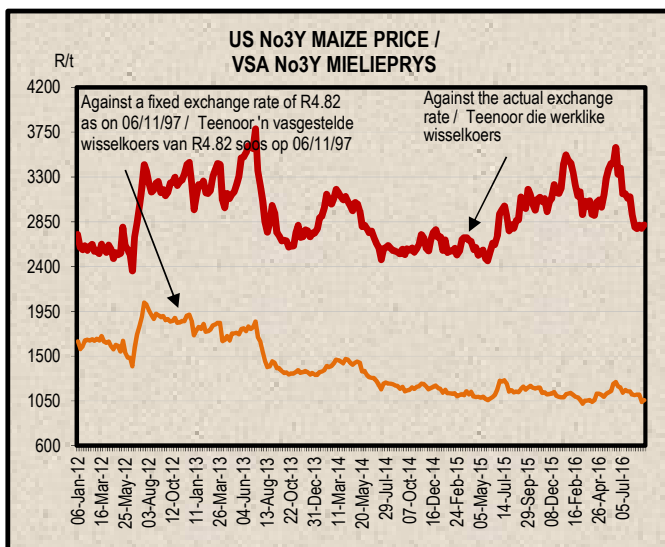
Bron / Source: Hull Blyth

e Ingesluit: Kaaielde, hantering, kaaitbesig, agente/dokumentasie, logistiek & opnames (inspeksie van skeepsvrag) / Included: Wharfage, handling, wharf supervision, agent/documentation, logistic & survey (inspection of shipload).
Uitgesluit: Gesondheidsinspeksie-, skeepsagentskapfooi, strooktoetsingsfooi vir GMO, opbergingskoste asook BTW en invoerbelasting / Excluded: Health inspection fee, Ship agency fee, strip testing fees for GMO, storage costs as well as VAT and import duty.
N.B: Stigs 'n aanduiding, aangesien koste van opname beding kan word / N.B: Indication only, as cost of survey can be negotiated.

f Invoertarif / Import Tariff:

Mielies/Maize = Vry / Free
Sorghum = 3% op VAB / on FOB

g Neem asb. kennis dat 'n verandering in Spoornet se spoornrag op 1 April 2016 plaasgevind het na R246.10.
Please take note that there was a change in Spoornet railrage cost on 1 April 2016 to R246.10.



11. IMPORT PARITY PRICES – WINTER CEREALS (b)

11. INVOERPARITEITPRYSSE - WINTERGRANE (b)

INVOERPARITEITPRYSSE VAN WINTERGRANE (BTW UITGESLT)			2016/09/06				IMPORT PARITY PRICES OF WINTER CEREALS (VAT EXCL)		
ITEM	Nota/ Note	Koring/Wheat	Koring/Wheat	Koring/Wheat	Koring/Wheat	Gars/Barley	Gars/Barley	ITEM	
		VSA/ USA Golf/Gulf HRW	VSA/ USA PNW DNS	Argentynse/ Argentine Up River Trigo Pan	EU Duitsland/ Germany B kwaliteit/ quality	Australiese/ Australian Adelaide Mout/Malting	Fransse/ French Rouen Mout/Malting		
Internasionale VAB pryse	a	180.00	243.00	215.00	187.00	251.00	230.00	International FOB prices	
Vraggeld	b	23.00	23.00	20.00	20.00	14.00	21.00	Freight Rates	
Assuransie (0.3% van VAB)		0.54	0.73	0.65	0.56	0.75	0.69	Insurance (0.3% of FOB)	
1 KOSTE, ASSURANSIE EN VRAG (KAV) \$/T		203.54	266.73	235.65	207.56	265.75	251.69	1 COST, INSURANCE AND FREIGHT (CIF) \$/T	
<i>Omskakel na R/t</i>								<i>Converted to R/t</i>	
R/\$ Wisselkoers op: 2016/09/06		14.2719	14.2719	14.2719	14.2719	14.2719	14.2719	R/\$ Exchange rate on: 2016/09/06	
2 KOSTE, ASSURANSIE EN VRAG (KAV) R/t		2904.90	3806.74	3363.17	2962.28	3792.76	3592.09	2 COST, INSURANCE AND FREIGHT (CIF) R/t	
Finansieringskoste	c	25.07	32.85	29.02	25.56	32.73	31.00	Financing cost	
3 KOSTE, ASSURANSIE, VRAG EN FINANSIERING R/t		2929.97	3839.59	3392.19	2987.84	3825.49	3623.09	3 COST, INSURANCE, FREIGHT AND FINANCING R/t	
Aflaai-koste	d, e							Discharging cost	
3.1 Kaapstad (Hoofsaaklik kaaihykraan metode)		124.02	124.02	124.02	124.02	157.11	157.11	3.1 Cape Town (Mainly shore cranes method)	
3.2 Durban (Hoofsaaklik suig-in-silo metode)		163.11	163.11	163.11	163.11	170.37	170.37	3.2 Durban (Mainly suction into silo method)	
Invoertarif op koring	f	1591.40	1591.40	1591.40	1591.40	0.00	0.00	Import T tariff on wheat	
4 VRY OP SPOOR (VOS) R/t								4 FREE ON RAIL (FOR) R/t	
4.1 Kaapstadhawe		4645.39	5555.01	5107.61	4703.26	3982.60	3780.20	4.1 Cape Town Harbour	
4.2 Durbanhawe		4684.48	5594.10	5146.70	4742.35	3995.86	3793.46	4.2 Durban Harbour	
Spoorvragkoste	g							Railage cost	
- Kaapstad na Paarl		85.60	85.60	85.60	85.60	n/a	n/a	- Cape Town to Paarl	
- Durban na Randfontein		246.10	246.10	246.10	246.10	246.10	246.10	- Durban to Randfontein	
5 GELEWER:								5 DELIVERED:	
- Kaapstad na Paarl R/ton		4730.99	5640.61	5193.21	4788.86	n/a	n/a	- Cape Town to Paarl R/ton	
- Durban na Randfontein R/ton		4930.58	5840.20	5392.80	4988.45	4241.96	4039.56	- Durban to Randfontein R/ton	

Notas/Notes: 2016/09/06

a Bron van pryse en vraggeld : IGC GMI
Source of prices and freight rates: IGC GMI

Termyn / Term	VAB/FOB US\$/ton	Vraggeld / Freight Rate:	US\$/ton	Gars/Barley = US\$ + 1
Koring/Wheat HRW No 2 (Hard Red Winter) Golf / Gulf	Sep 2016 180.00	US (Golf / Gulf)	23.00	
Koring/Wheat DNS 14% No 2 (Dark Northern Spring) Golf / Gulf	Sep 2016 243.00	Argentinië / Argentine (Upriver)	20.00	
Koring/Wheat Argentinië / Argentine (Up River) Trigo Pan	Sep 2016 215.00	EEC (Bordeaux Hamburg)	20.00	21.00
Koring/Wheat EU (Duitsland / Germany) B kwaliteit / quality	Sep 2016 187.00	Australië / Australia (Eastern)	13.00	14.00
Gars/Barley: Australiese moutgars/Australian malting barley (Adelaide)	Sep 2016 251.00			
Gars/Barley: Fransse moutgars/French malting barley (Rouen)	Sep 2016 230.00			

b Vraggeld: bereken vir vragte van +/- 20 000 - 30 000t / Freight rates: calculated for freights of +/- 20 000 - 30 000t

c Finansieringskoste: 30 000t @ KAV @ primakoers vir 30 dae. Bron/Source: SARB 10.50% 2016/03/18
Financing cost: 30 000t @ CIF @ prime rate for 30 days.

d Aflaai-koste / Discharging cost (R/ton):

	Koring/Wheat:	Gars/Barley:
Kaapstad / Cape Town:	124.02	157.11
Durban:	163.11	170.37

Bron / Source: Hull Blyth

e Ingesluit: Kaai gelde, hantering, kaaitoetsing, agente/dokumentasie, logistiek & opnames (inspeksie van skeepsvrag).
Included: Wharfage, handling, wharf supervision, agent/documentation, logistic & survey (inspection of shipload).
Uitgesluit: Gesondheidsinspeksie-, skeepsagentskapfooi, strookbetingsboei vir GMO, opbergingskoste asook BTW en invoerbelasting.
Excluded: Health inspection fee, Ship agency fee, strip testing fees for GMO, storage costs as well as VAT and import duty.
N.B: Slegs 'n aanduiding, aangesien koste van opname beding kan word / N.B: Indication only, as cost of survey can be negotiated.

f Invoertarif / Import Tariff:
Koring/Wheat = R1591.40 p/ton
Gars/Barley = Vry/Free

g Neem asb. Kennis dat Spoorwet se spoorvrag op 1 April 2016 verander het soos volg:
Kaapstad na Paarl R85.60 en Durban na Randfontein R246.10.
Please take note that on 1 April 2016 Spoorwet railage cost changed as follows:
Cape Town to Paarl R85.60 and Durban to Randfontein R246.10.

12. IMPORT PARITY PRICES – OIL SEEDS (b)(e)(f)

12. INVOERPARITEITPRYSE - OLIESADE (b)(e)(f)

INVOERPARITEITPRYSE VAN OLIESADE (BTW UITGESLT)			2016/09/08						IMPORT PARITY PRICES OF OIL SEEDS (VAT EXCL)	
ITEM	Nota/ Note	Sojabone/ Soybeans	Sojabone/ Soybeans	Sojabone/ Soybeans	Sonneblom/ Sunflower	Canola	Grondbone/ Groundnuts	Grondbone/ Groundnuts	ITEM	
		VSA/ USA Golf/Gulf	Argentynse/ Argentine Up River	Brazilië/ Brazil Paranagua	EU Franse/ French Bordeaux	Kanadese/ Canadian Vancouver	Argentynse/ Argentine Raw Runners 40/50	VSA/ USA Raw Runners 40/50		
		\$/t	\$/t	\$/t	\$/t	\$/t	\$/t	\$/t		
Internasionale VAB pryse	a	401.00	396.00	418.00	409.00	379.00	1489.00 *	1469.00 *	International FOB prices	
Vraggeld	b	23.00	20.00	20.00	20.00	27.00	81.00	23.00	Freight Rates	
Assuransie (0.3% van VAB)		1.20	1.19	1.25	1.23	1.14	4.47	4.41	Insurance (0.3% of FOB)	
1 KOSTE, ASSURANSIE EN VRAG (KAV) \$/t Omskakel na R/t R/\$ Wisselkoers op: 2016/09/06		425.20	417.19	439.25	430.23	407.14	1574.47	1496.41	1 COST, INSURANCE AND FREIGHT (CIF) \$/T Converted to R/t R/\$ Exchange rate on: 2016/09/06	
2 KOSTE, ASSURANSIE EN VRAG (KAV) R/t		14.2719	14.2719	14.2719	14.2719	14.2719	14.2719	14.2719	2 COST, INSURANCE AND FREIGHT (CIF) R/t	
3 KOSTE, ASSURANSIE, VRAG EN FINANSIERING R/t	c	R/t 6068.41	R/t 5954.09	R/t 6268.93	R/t 6140.20	R/t 5810.66	R/t 22470.68	R/t 21356.61	3 COST, INSURANCE, FREIGHT AND FINANCING R/t	
Finansieringskoste		52.37	51.38	54.10	52.99	50.15	193.93	184.31	Financing cost	
4 VRY OP SPOOR (VOS) R/t Durban	d, e	6120.78	6005.47	6323.03	6193.19	5860.81	22664.61	21540.92	4 FREE ON RAIL (FOR) R/t Durban	
Aflaakoste: Durban	f	170.37	170.37	170.37	268.74	170.37	579.41	579.41	Discharging cost: Durban	
Invoertarif		457.84	452.13	477.25	0.00	540.91	2125.09	2096.54	Import Tariff	
5 GELEWER: - Durban na Randfontein R/ton	g	6748.99	6627.97	6970.65	6461.93	6572.09	25369.11	24216.87	5 DELIVERED: - Durban to Randfontein R/ton	
Spoorvragkoste - Durban na Randfontein		246.10	246.10	246.10	246.10	246.10	-	-	Railage cost - Durban to Randfontein	
5 GELEWER: - Durban na Randfontein R/ton		6995.09	6874.07	7216.75	6708.03	6818.19	-	-		

Notas/Notes:

a Bron van pryse en vraggeld / Source of prices and freight rates : IGC (GMI), Geogalos Peanut World & Oilworld

2016/09/06

Termyn / Term	US\$/ton (VAB/FOB)	Vraggeld/Freight Rate:	US\$/ton
Sojabone/Soybeans: VSA/USA (Golf/Gulf)	Sep 2016 401.00	US Golf / Gulf	23.00
Sojabone/Soybeans: Argentinië/Argentina (Up River)	Sep 2016 396.00	Argentinië / Argentina	20.00
Sojabone/Soybeans: Brazilië/Brazil (Paranagua)	Sep 2016 418.00	EEC (Bordeaux/Hamburg)	20.00
Sonneblom/Sunflower: EU Frankryk/France (Bordeaux)	Okt/Oct 2016 409.00	Kanada/Canada (North Pacific)	27.00
Canola: Kanada/Canada (Vancouver)	Sep 2016 379.00	Grondbone/Groundnuts (ARG)	81.00
Grondbone/Groundnuts: Argentinië/Argentina (Raw Runner 40/50)	Okt/Oct 2016 1489.00		
Grondbone/Groundnuts: VSA/USA (Runners 40/50)	Okt/Oct 2016 1469.00		

b Vraggeld: bereken vir vragte van +/- 20 000 - 30 000t / Freight rates: calculated for freights of +/- 20 000 - 30 000t

c Finansieringskoste: 30 000t @ KAV @ primakoers vir 30 dae. Bron/Source: SARB 10.50% 2016/03/18
Financing cost: 30 000t @ CIF @ prime rate for 30 days.

d Aflaakoste / Discharging costs (R/ton):

	Sojabone/ Soybeans	Sonneblom/ Sunflower	Canola	Grondbone/ Groundnuts
Bron / Source: Hull Blyth	Durban: 170.37	268.74	170.37	579.41

e Aflaakoste / Discharging fees:

Ingesluit: Kaaigelde, hantering, kaaitoesig, agente/dokumentasie, logistiek & opnames (inspeksie van skeepsvrag) /

Included: Wharfage, handling, wharf supervision, agent/documentation, logistic & survey (inspection of shipload).

Uitgesluit: Gesondheidsinspeksie-, skeepagentskapfooi, strooktoetsingsfooi vir GMO, opbergingskoste asook BTW en invoerbelasting /

Excluded: Health inspection fee, Ship agency fee, strip testing fees for GMO, storage costs as well as VAT and import duty.

N.B: Slegs 'n aanduiding, aangesien koste van opname beding kan word / N.B: Indication only, as cost of survey can be negotiated.

f Invoertarif / Import Tariff:

Sojabone/Soybeans = 8% op VAB / on FOB

Sonneblom/Sunflower = Vry / Free

Canola = 10% op VAB / on FOB

Grondbone/Groundnuts = 10% op VAB / on FOB

g Neem asb. Kennis dat Spoorret se spoorvrag op 1 April 2016 verander het na R246.10.

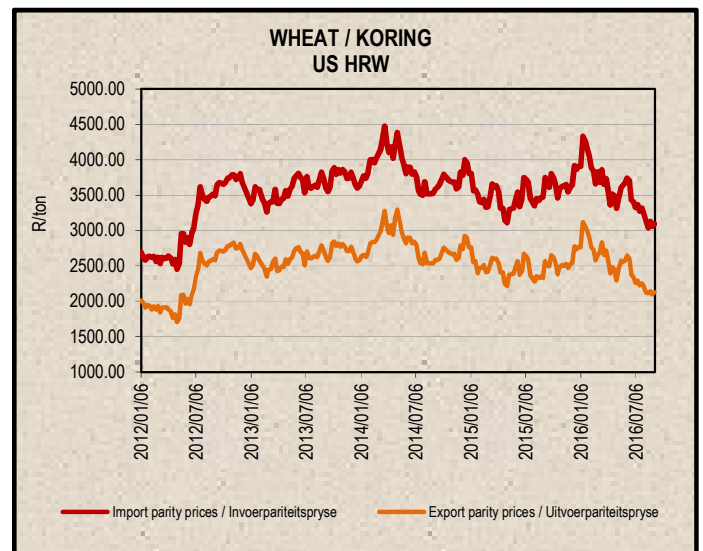
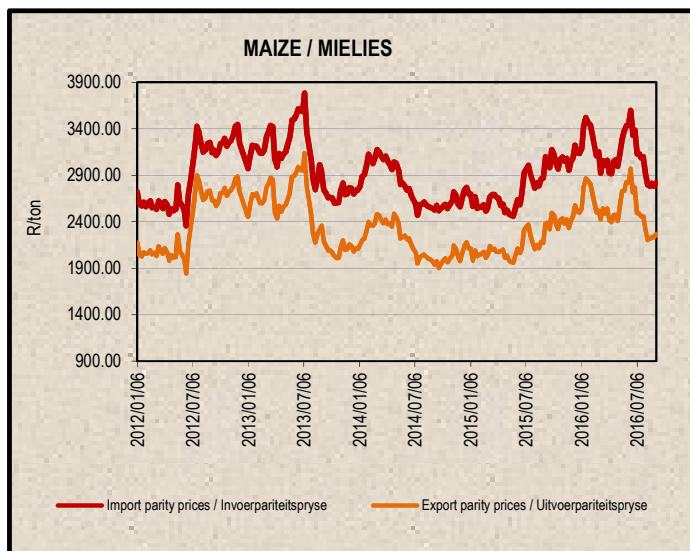
Please take note that on 1 April 2016 Spoorret railage cost changed to R246.10.

* Kwotasies is k.a.v. pryse. VAB pryse dus berekende pryse (kav minus vraggeld) / Quotes are c.i.f. prices. FOB prices are therefore calculated prices (cif minus freight rates).

13. EXPORT PARITY PRICES (b)

13. UITVOERPARITEITPRYSE (b)

INDICATIVE EXPORT PARITY PRICES					2016/09/08	AANDUIDENDE UITVOERPARITEITSPRYSE
	US No3Y Maize/ Mielies Gulf/Golf (b)	US HRW Wheat/Koring Gulf/Golf (b)	US DNS 14% Wheat/Koring PNW (b)	Argentine Raw Runner 40/50 Groundnuts/ Grondbone (f) Oct/Okt 16		Hierdie is slegs 'n voorbeeld van hoe 'n uitvoerpariteitsprys bereken kan word - dit kan varieer volgens behoefte
	Sep 16	Sep 16	Sep 16			
This is only an example of how an export parity price can be calculated - it can vary according to need						
FOB Gulf value (\$/t)	161.00	180.00	243.00	1489.00		VAB Golfwaarde (\$/t)
Difference in quality and locality of SA ¹ Maize: Plus US\$10 (\$/t) Groundnuts: Less 3,5% of fob value	\$10.00			96,5%		Kwaliteits- en liggingsverskil van SA ¹ Mielies: Plus VSA\$10 (\$/t) Grondbone: Min 3,5% van vab waarde
SA fob price (\$/t)	171.00	180.00	243.00	1436.89		SA vab prys (\$/t)
Exchange rate (1\$=): (2016/09/06)	14.2719	14.2719	14.2719	14.2719		Wisselkoers (1\$=): (2016/09/06)
FOB Gulf value (R/t)	2440.49	2568.94	3468.07	20507.15		VAB Golfwaarde (R/t)
Marketing costs:						Bemerkings koste:
Financing (Prime rate 10.50% - 30 days) (R/t)	21.06	22.17	29.93	176.98		Finansieringskoste (Primakoers 10.50% - 30 dae) (R/t)
Railage: ² Randfontein – Durban harbour	246.10	246.10	246.10	-		Spoorvrag: ² Randfontein – Durbanhawe
Loading costs: (R/t) ³ Durban Harbour (Mainly spout method)	151.88	163.20	163.20	467.13		Oplaaikoste: (R/t) ³ Durbanhawe (Hoofsaaklik tregter metode)
EXPORT REALISATION (R/t):						UITVOER REALISASIE (R/t):
Randfontein	2021.45	2137.47	3028.84	19863.04		Randfontein
<i>Difference in quality and locality of SA (As requested by the industry)</i>			1			<i>Kwaliteits- en liggingsverskil van SA (Soos deur die bedryf versoek)</i>
<i>As from 14 June 2012, the discount/rebate will no longer be used to calculate the export parity price on US HRW and a new calculation will be added for US DNS, also without the discount/rebate.</i>						<i>Vanaf 14 Junie 2012 sal die diskonto/premie nie meer gebruik word by die berekening van die uitvoerpariteitprys van US HRW nie en 'n nuwe berekening word nou vir US DNS gedoen, ook sonder diskonto/premie.</i>
<i>Railage costs: Please take note that on 1 April 2016 Spoornet railage cost changed to R246.10.</i>			2			<i>Spoorvrag koste: Neem asb. Kennis dat Spoornet se spoorvrag op 1 April 2016 verander het na R246.10.</i>
<i>Loading costs, received from Hull Blyth: Included: Cargo dues, handling, wharf supervision, agency/documentation, logistics & surveys (inspection of cargo). Excluded: Ship agent fees, health & PPECB inspections, storage facility & transport costs to storage facility, VAT & duties.</i>			3			<i>Oplaaikoste, ontvang van Hull Blyth: Ingesluit: Kaaigelde, hantering, kaaitoetsig, agente/dokumentasie, logistiek & opnames (inspeksie van skeepsvrag) Uitgesluit: Skeepsagentskaps-, inspeksie-, opbergings- en vervoerkoste na opbergingsfasiliteit, BTW & invoerbelasting.</i>



14. WEATHER

For local weather, please follow the link below:
www.weathersa.co.za

14. WEER

Vir plaaslike weer, volg asseblief die onderstaande skakel:
www.weathersa.co.za

15. SUNDRIES (g)**15. DIVERSE (g)**

Products Data/Information						
Products:	Jul-16			Progressive: Jul 2015 - Jun 2016		
	Manufactured	Imported	Exported	Manufactured	Imported	Exported
White maize (tons)	346 558	673	1 386	4 312 223	10 621	42 766
Yellow maize (tons)	43 346	474	4 204	492 769	1 707	28 820
Total maize (tons)	389 904	1 147	5 590	4 804 992	12 328	71 586
Wheaten (tons)	263 883	656	1 041	3 129 472	5 941	16 212
Pan Baked (units)	186 954 091	n/a	n/a	2 038 255 192	n/a	n/a

Sources /Bronne:

(a) = Safex; (b) = International Grains Council; (c) = CBOT; (d) = KCBT;

(e) = Oil World; (f) = Geogalos Peanut World; (g) = SAGIS.

* Formula according to ITAC (International Trade Administration Commission of South Africa)/
 Formule volgens ITAC (International Trade Administration Commission of South Africa)

SAGIS

Nico Hawkins

General Manager / Hoofbestuurder

Indemnity/Vrywaring: Although everything has been done to ensure the accuracy of the information, neither SAGIS nor any of its directors or employees takes any responsibility for actions or losses that might occur as a result of the usage of this information. / Alhoewel alles gedoen is om te verseker dat die inligting korrek is, aanvaar nie SAGIS of enige van sy direkteure of werknemers verantwoordelikheid vir enige aksies of verliese as gevolg van die inligting wat gebruik is nie.