

SAGIS WEEKLY BULLETIN / SAGIS WEEKLIKSE BULLETIN

1. Producer Deliveries (ton):			1. Produsentelewerings (ton):	
Commodity	Latest week/ Jongste week: 1 - 7 Oct/Okt 2016	Total: current marketing year/ Totaal: huidige bemarkingsjaar	Total: same period previous marketing year/ Totaal: selfde periode vorige bemarkingsjaar	Kommoditeit
White maize	8 387	2 844 688	4 163 637	Witmielies
Yellow maize	9 737	3 385 730	4 287 452	Geelmielies
Total: maize	18 124	6 230 418	8 451 089	Totaal: mielies
Wheat	226	226	0	Koring

2. Imports (ton):			2. Invoere (ton):	
2.1 Imports for RSA			2.1 Invoere vir RSA	
Commodity	Latest week/ Jongste week: 1 - 7 Oct/Okt 2016	Total: current marketing year/ Totaal: huidige bemarkingsjaar	Total: same period previous marketing year/ Totaal: selfde periode vorige bemarkingsjaar	Kommoditeit
White maize	20 543	344 966	12 962	Witmielies
Yellow maize	26 787	743 062	391 066	Geelmielies
Maize Total	47 330	1 088 028	404 028	Mielies Totaal
Wheat	1 861	1 861	17 486	Koring

Origin of imports / Oorsprong van invoere

White maize/Witmielies	Yellow maize/Geelmielies	Wheat/Koring
Mexico	Argentina	Russia
USA	Brazil	

2.2 Imports for other countries

2.2 Invoere vir ander lande

White maize	0	93 427	0	Witmielies
Yellow maize	0	398	0	Geelmielies
Maize Total	0	93 825	0	Mielies Totaal
Wheat	0	0	0	Koring

Origin of imports / Oorsprong van invoere

White maize/Witmielies	Yellow maize/Geelmielies	Wheat/Koring
Mexico	Argentina	
USA		

3. Exports (ton):
3.1 RSA Exports

Commodity	Latest week/ Jongste week: 1 - 7 Oct/Okt 2016	Total: current marketing year/ Totaal: huidige bemarkingsjaar	Total: same period previous marketing year/ Totaal: selfde periode vorige bemarkingsjaar	Kommoditeit
White maize	7 932	223 281	169 430	Witmielies
Yellow maize	7 464	113 525	89 919	Geelmielies
Maize Total	15 396	336 806	259 349	Mielies Totaal
Wheat	622	622	1 352	Koring

Destination of exports / Bestemming van uitvoere

White maize/Witmielies	Yellow maize/Geelmielies	Wheat/Koring
Botswana	Botswana	Botswana
Lesotho	Korea	Namibia
Malawi	Lesotho	
Mozambique	Mozambique	
Namibia	Namibia	
Swaziland	Swaziland	
Zimbabwe	Zambia	
	Zimbabwe	

3.2 Imports for Exports

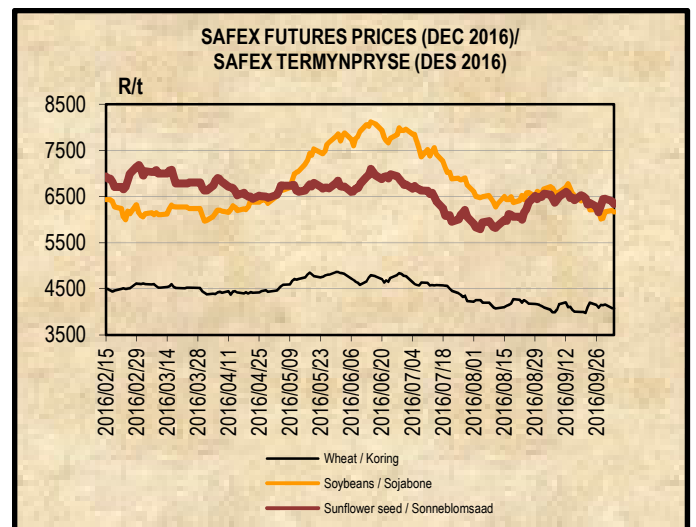
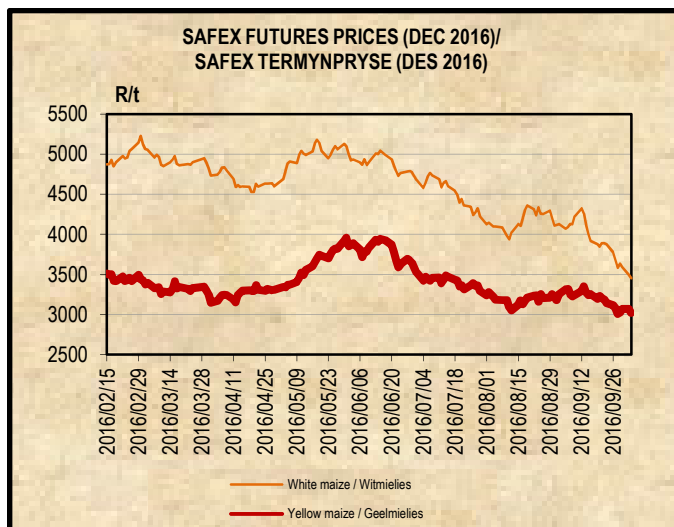
Commodity	Latest week/ Jongste week: 1 - 7 Oct/Okt 2016	Total: current marketing year/ Totaal: huidige bemarkingsjaar	Total: same period previous marketing year/ Totaal: selfde periode vorige bemarkingsjaar	Kommoditeit
White maize	0	59 387	0	Witmielies
Yellow maize	0	4 364	0	Geelmielies
Maize Total	0	63 751	0	Mielies Totaal
Wheat	1 271	1 271	976	Koring

Destination of exports / Bestemming van uitvoere

White maize/Witmielies	Yellow maize/Geelmielies	Wheat/Koring
Lesotho	Namibia	Botswana
Zimbabwe	Swaziland	Zimbabwe
	Zimbabwe	

3. Uitvoere (ton):
3.1 RSA Uitvoere
3.2 Invoere vir Uitvoere
4. DOMESTIC PRICES PER SAFEX (R/t) (a)
4. PLAASLIKE PRYSE VOLGENS SAFEX (R/t) (a)

Commodity	Future Prices / Termynpryse (2016/10/11) R/ton					Kommoditeit
	Oct-16	Dec-16	Mar-17	May-17	Jul-17	
White maize	3550.00	3528.00	3475.00	3010.00	2857.00	Witmielies
Yellow maize	3145.00	3171.00	3116.00	2750.00	2670.00	Geelmielies
Wheat	4153.00	4168.00	4223.00	4253.00	4352.00	Koring
Sunflower	6265.00	6380.00	6392.00	6050.00	6085.00	Sonneblom
Soybeans	6410.00	6435.00	6285.00	6070.00	6105.00	Sojabone
Sorghum	N/A	3700.00	3792.00	3430.00	3400.00	Sorghum



5. IMPORT TARIFF ON MAIZE (b)*
5. INVOERTARIEF OP MIELIES (b)*

Derived US No2Y Yellow Maize fob (Gulf) (b)	2016-10-05	2016-10-06	2016-10-07	2016-10-10	2016-10-11	Afgeleide VSA No2Y Geelmielies vab (Golf) (b)
RSA Initial Reference Price	\$110.00					RSA Oorspronklike Verwysingsprys
Base price (\$/t)	117.65	117.65	117.65	117.65	117.65	Basisprys (\$/t)
Daily price (\$/t) (IGC)	166.60	163.60	163.60	164.60	165.60	Daaglikse prys (\$/t) (IGC)
Average of 21 days (\$/t)	164.41	164.36	164.22	164.12	164.12	Gemiddeld van 21 dae (\$/t)
Deviation from base price (\$/t)	-46.76	-46.71	-46.57	-46.47	-46.47	Afwyking van basisprys (\$/t)
Duty on maize (\$/t)	-54.41	-54.36	-54.22	-54.12	-54.12	Reg op mielies (\$/t)
Duty on maize (R/t)	-756.72	-755.34	-753.26	-750.62	-749.60	Reg op mielies (R/t)
R/\$ Exchange rate (average of 21 days)	13.9077	13.8952	13.8927	13.8695	13.8507	R/\$ Wisselkoers (gemiddeld van 21 dae)
Tariff Gazetted 2006/12/08	R0.00/t					Tarief gepubliseer 2006/12/08

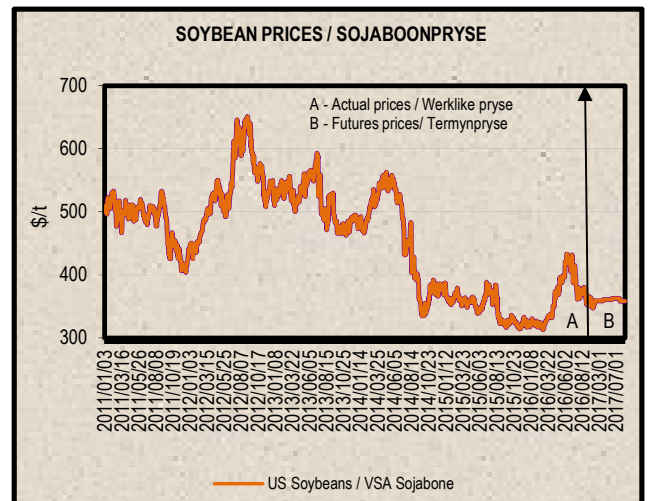
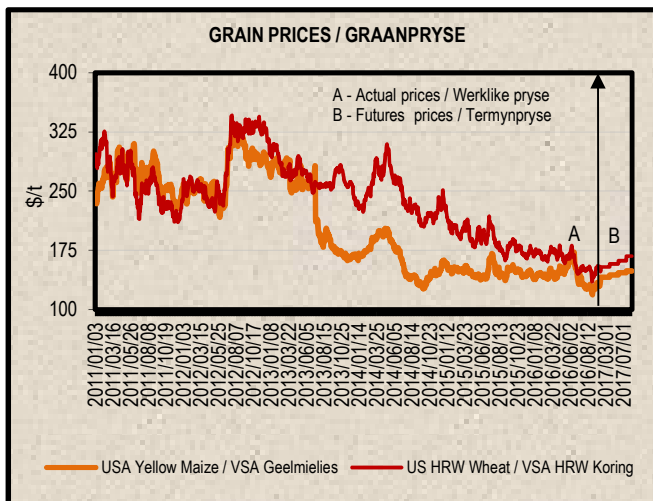
6. IMPORT TARIFF ON WHEAT (b)*
6. INVOERTARIEF OP KORING (b)*

US No2 HRW fob (Gulf)	2016/09/13	2016/09/20	2016/09/27	2016/10/04	2016/10/11	VSA No2 HRW vab (Golf)
RSA Initial Reference Price	\$294.00					RSA Oorspronklike Verwysingsprys
Base price (\$/t)	193.33	193.33	193.33	193.33	193.33	Basis prys (\$/t)
Weekly price (\$/t) (IGC)	183.00	196.00	194.00	190.00	192.00	Weeklikse prys (\$/t) (IGC)
3 Weeks moving average (\$/t)	179.67	186.33	191.00	193.33	192.00	3 Weke skuiwende gemiddeld (\$/t)
Number of weeks that the deviation is more than \$10	2					Aantal weke wat die afwyking meer as \$10 is
Deviation from base price (\$/t)	13.66	7.00	2.33	0.00	1.33	Afwyking van basisprys (\$/t)
Calculated Duty on wheat (\$/t)	114.33	107.67	103.00	100.67	102.00	Berekende Reg op koring (\$/t)
Calculated Duty on wheat (R/t)	1632.39	1497.93	1397.12	1370.75	1443.01	Berekende Reg op koring (R/t)
R/\$ Exchange rate	14.2779	13.9122	13.5643	13.6163	14.1472	R/\$ Wisselkoers
Tariff Gazetted 2016/08/22 (R/t)	R 1 591.40					Tarief gepubliseer 2016/08/22 (R/t)

7. PRICES – INTERNATIONAL (US\$/t)

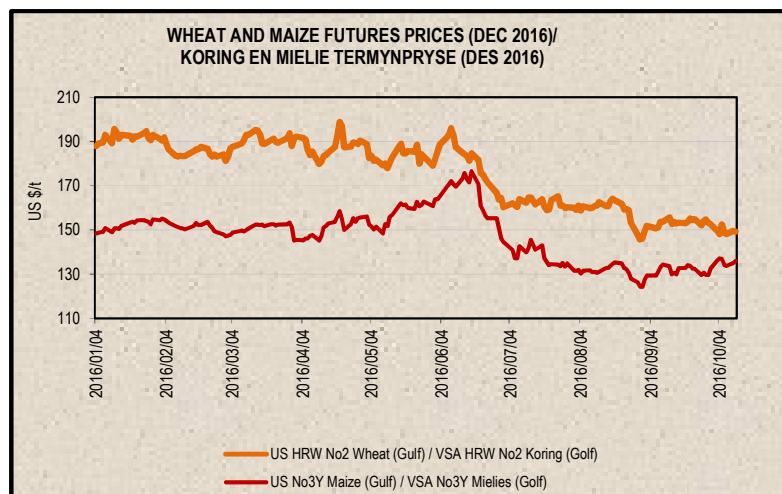
7. PRYSE - INTERNASIONAAL (VSA\$/t)

FOB (US\$/t)	Export Quotations/ Uitvoerkwotasie (b)(e)(f)				VAB (VSA\$/t)
	2016/10/11	2016/10/04	2016/09/27	2016/09/20	
US No 2 HRW Wheat (Gulf)	192.00	190.00	194.00	196.00	VSA No 2 HRW Koring (Golf)
US DNS Wheat 14% PNW	251.00	267.00	245.00	237.00	VSA DNS Koring 14% PNW
Argentine Wheat (Up River)	185.00	185.00	190.00	195.00	Argentynse Koring (Up River)
EC (France) Wheat (grade 1)	181.00	185.00	187.00	185.00	EU (Frankryk) Koring (graad 1)
EC (Germany) B Quality Wheat	182.00	186.00	189.00	188.00	EU (Duitsland) B Kwaliteit Koring
Black Sea Milling Wheat	174.00	173.00	169.00	168.00	Swart See Maalkoring
US No 3Y Maize (Gulf)	164.00	165.00	160.00	165.00	VSA No3Y Mielies (Golf)
Argentine Maize (Up River)	173.00	175.00	167.00	172.00	Argentynse Mielies (Up River)
US Sorghum (Gulf)	179.00	180.00	174.00	177.00	VSA Sorghum (Golf)
Argentine Sorghum (Up River)	160.00	164.00	157.00	160.00	Argentynse Sorghum (Up River)
US Soybeans (Gulf)	382.00	389.00	390.00	407.00	VSA Sojabone (Gulf)
Argentine Soybeans (Up River)	382.00	389.00	396.00	406.00	Argentynse Sojabone (Up River)
Canadian Canola	382.00	379.00	375.00	375.00	Kanadese Canola
Argentine Groundnuts Runners 40/50	1489.00	1489.00	1489.00	1489.00	Argentynse Grondbone 40/50 Runners
US Groundnuts Runners 40/50 shelled	1469.00	1469.00	1469.00	1469.00	VSA Grondbone 40/50 Runners uitgedop
Australian Maltng Barley (Gairdner Malt)	193.00	194.00	243.00	240.00	Australiese Moutgars (Gairdner Malt)



Futures prices (US\$/t) / Termynpryse (VSA\$/t) (c)(d) (2016/10/11)

Commodity	Dec-16	Mar-17	May-17	Jul-17	Sep-17	Dec-17	Kommoditeit
US No3 Yellow maize	135.98	139.84	142.36	145.03	147.79	151.25	VSA No3 Geelmielies
US No2 HRW wheat	149.25	155.42	159.17	162.99	168.50	176.59	VSA No2 HRW koring
US Soybeans	n/a	355.75	358.25	360.31	356.12	n/a	VSA Sojabone



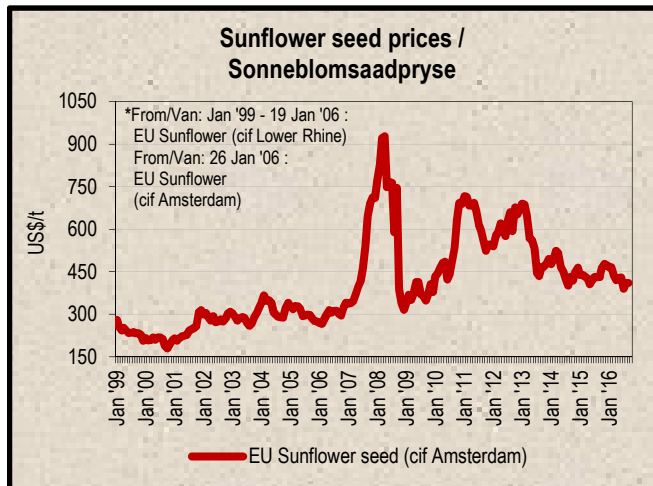
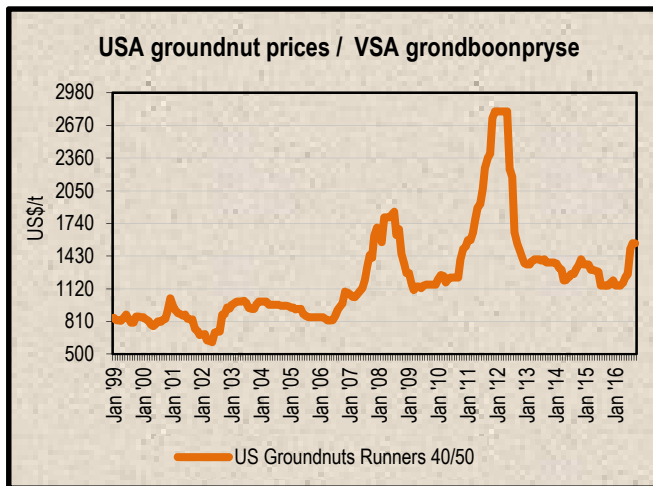
**8. LOWEST REPRESENTATIVE ASKING PRICES
(US\$/t)(e)(f)(Prices of previous week)**

**8. LAAGSTE VERTEENWOORDIGENDE PRYSE GEVRA
(Pryse van vorige week)(VSA\$/t)(e)(f)**

US\$/t	2016/10/06	2016/09/29	Change/ Verandering	VSA\$/t
Soybeans, Brazil, c.i.f. Rotterdam	404	404	0.0%	Sojabone, Brasilië, k.a.v. Rotterdam
Soybeans, USA, c.i.f. Rotterdam	401	401	0.0%	Sojabone, VSA, k.a.v. Rotterdam
Groundnuts, USA Runners 40/50*	1550	1550	0.0%	Grondbone, VSA Runners 40/50*
Groundnuts, Argentine Runners 40/50*	1570	1570	0.0%	Grondbone, Argentynse Runners 40/50*
Groundnut-oil, c.i.f. Rotterdam	1610	1610	0.0%	Grondboon-olie, k.a.v. Rotterdam
Sunflower seed, EU c.i.f. Amsterdam	410	410	0.0%	Sonneblomsaad, EU k.a.v. Amsterdam
Sunflower-oil, EU (fob) N.W. Europe	818	813	0.6%	Sonneblom-olie, EU (vab) N.W. Eur.
Rapeseed, Europe, 00, c.i.f. Hamburg	425	425	0.0%	Raapsaad, Europa, 00, k.a.v. Hamburg

* Shelled, c.i.f. Rotterdam

* Uitgedop k a v Rotterdam



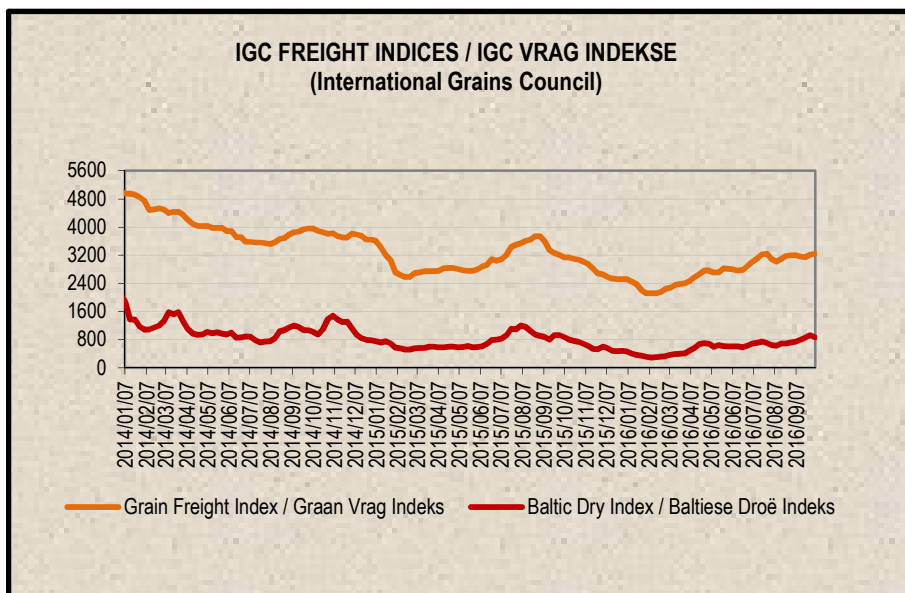
9. IGC FREIGHT INDICES (b)

9. IGC VRAG INDEKSE (b)

IGC FREIGHT INDICES / IGC VRAG INDEKSE							
	2016/08/30	2016/09/06	2016/09/13	2016/09/20	2016/09/27	2016/10/04	
Grain Freight Index*	3199	3199	3160	3140	3218	3247	Graan Vrag Indeks*
Baltic Dry Index	715	745	796	865	930	860	Baltiese Droë Indeks

* IGC Grain Freight Index represents 15 major grain routes, including five from the United States of America, and two each from other main exporting nations (including Argentina, Black Sea, Europe and Canada); with base an average of the four weeks ending 11 May 2005 = 6000. The updated indices will be available on Thursdays on SAGIS' website.

* IGC Graan Vrag Indeks verteenwoordig 15 hoof graanroetes, insluitende vyf vanaf die Verenigde State van Amerika, en twee elk van ander hoof uitvoermasies (insluitende Argentinieë, Swart See, Europa en Kanada); met basis 'n gemiddeld van die vier weke geëindig 11 Mei 2005 = 6000. Die opgedateerde indekse sal Donderdae op SAGIS se webwerf beskikbaar.



10. IMPORT PARITY PRICES – SUMMER GRAINS (b)

10. INVOERPARITEITPRYSE - SOMERGRANE (b)

INVOERPARITEITPRYSE VAN SOMERGRANE (BTW UITGESLT)			2016/10/13			IMPORT PARITY PRICES OF SUMMER GRAINS (VAT EXCL)		
ITEM	Nota/ Note	Mielies/Maize	Mielies/Maize	Sorghum	Sorghum	Sorghum	ITEM	
		VSA/ USA Golf/Gulf (no.3Y) \$/t	Argentynse/ Argentine Up River \$/t	VSA/ USA Golf/Gulf \$/t	Argentynse/ Argentine Up River \$/t	Australiese/ Australian Brisbane \$/t		
Internasionale VAB pryse	a	164.00	173.00	179.00	160.00	189.00	International FOB prices	
Vraggeld	b	22.00	18.00	22.00	18.00	12.00	Freight Rates	
Asuransie (0.3% van VAB)		0.49	0.52	0.54	0.48	0.57	Insurance (0.3% of FOB)	
1 KOSTE, ASSURANSIE EN VRAG (KAV) \$/T		186.49	191.52	201.54	178.48	201.57	1 COST, INSURANCE AND FREIGHT (CIF) \$/T	
R/\$ Wisselkoers op: 2016/10/11	<i>Omskakel na R/t</i>	14.1472	14.1472	14.1472	14.1472	14.1472	R/\$ Exchange rate on: 2016/10/11	
2 KOSTE, ASSURANSIE EN VRAG (KAV) R/t		2638.31	2709.47	2851.23	2524.99	2851.65	2 COST, INSURANCE AND FREIGHT (CIF) R/t	
Finansieringskoste	c	22.77	23.38	24.61	21.79	24.61	Financing cost	
3 KOSTE, ASSURANSIE, VRAG EN FINANSIERING R/t		2661.08	2732.85	2875.84	2546.78	2876.26	3 COST, INSURANCE, FREIGHT AND FINANCING R/t	
Aflaaiikoste:	d, e			146.54	146.54	146.54	Discharging cost:	
- Kaapstad		122.93	122.93	n/a	n/a	n/a	- Cape Town	
- Durban		163.11	163.11	170.37	170.37	170.37	- Durban	
Invoertarif	f	0.00	0.00	75.97	67.91	80.21	Import Tariff	
4 VRY OP SPOOR (VOS) R/t							4 FREE ON RAIL (FOR) R/t	
- Kaapstad		2784.01	2855.78	n/a	n/a	n/a	- Cape Town	
- Durban		2824.19	2895.96	3098.35	2761.23	3103.01	- Durban	
Spoorvragkoste	g						Railage cost	
- Durban na Randfontein		246.10	246.10	246.10	246.10	246.10	- Durban to Randfontein	
5 GELEWER:							5 DELIVERED:	
- Durban na Randfontein R/ton		3070.29	3142.06	3344.45	3007.33	3349.11	- Durban to Randfontein R/ton	

Notas/Notes:

a Bron van pryse en vraggeld : IGC GMI
Source of prices and freight rates: IGC GMI

2016/10/11

Termyn / Term	US\$/ton (VAB/FOB)	Vraggeld/Freight Rate:	US\$/ton
Mielies/Maize: VSA/USA (Golf/Gulf No.3Y)	164.00	US Golf / Gulf	22.00
Mielies/Maize: Argentynsi/Argentina (Up River)	173.00	Argentynsi / Argentina	18.00
Sorghum: VSA/USA (Golf / Gulf Mio)	179.00	Australië/Australia	12.00
Sorghum: Argentynsi/Argentina (Up River)	160.00		
Sorghum: Australië/Australia (Brisbane)	189.00		

b Vraggeld: bereken vir vragte van +/- 20 000 - 30 000t / Freight rates: calculated for freights of +/- 20 000 - 30 000t.

c Finansieringskoste: 30 000t @ KAV @ primakoers vir 30 dae. Bron/Source: SARB 10.50% 2016/03/18
Financing cost: 30 000t @ CIF @ prime rate for 30 days.

d Aflaaiikoste / Discharging costs (R/ton):

	Mielies/Maize:	Sorghum
Kaapstad / Cape Town:	122.93	n/a
Durban:	163.11	170.37

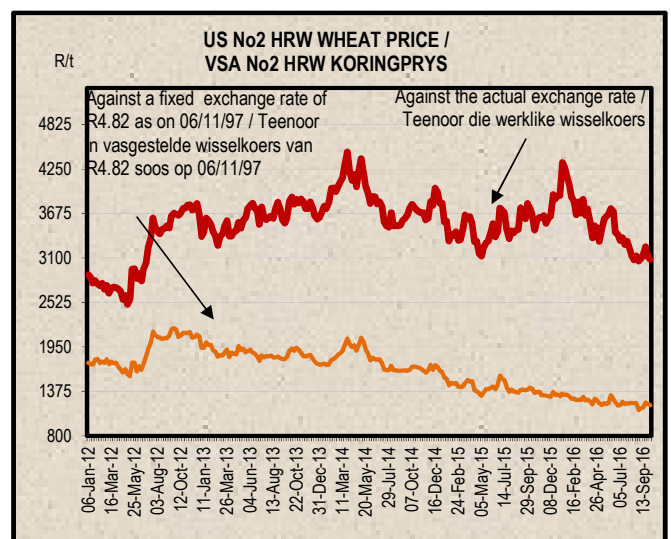
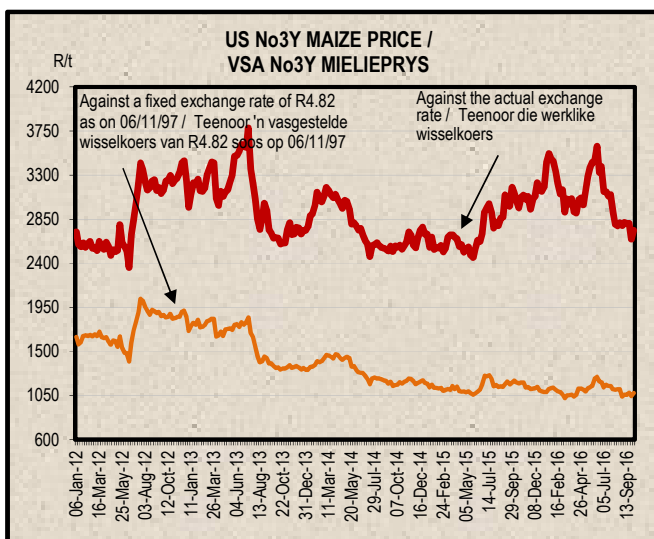
Bron / Source: Hull Blyth

e Ingesluit: Kaaielde, hantering, kaaibesig, agente/dokumentasie, logistiek & opnames (inspeksie van skeepsvrag) / Included: Wharfage, handling, wharf supervision, agent/documentation, logistic & survey (inspection of shipload).
Uitgesluit: Gesondheidsinspeksie-, skeepsagentskapfooi, strookbelsingsfooi vir GMO, opbergingskoste asook BTW en invoerbelasting / Excluded: Health inspection fee, Ship agency fee, strip testing fees for GMO, storage costs as well as VAT and import duty.
N.B: Slegs 'n aanduiding, aangesien koste van opname beding kan word / N.B: Indication only, as cost of survey can be negotiated.

f Invoertarif / Import Tariff:

Mielies/Maize = Vry / Free
Sorghum = 3% op VAB / on FOB

g Neem asb. kennis dat 'n verandering in Spoorwet se spoorvrag op 1 April 2016 plaasgevind het na R246.10.
Please take note that there was a change in Spoorwet railage cost on 1 April 2016 to R246.10.



11. IMPORT PARITY PRICES – WINTER CEREALS (b)

11. INVOERPARITEITPARYSE - WINTERGRANE (b)

INVOERPARITEITPARYSE VAN WINTERGRANE (BTW UITGESLT)			2016/10/13				IMPORT PARITY PRICES OF WINTER CEREALS (VAT EXCL)		
ITEM	Nota/ Note	Koring/Wheat	Koring/Wheat	Koring/Wheat	Koring/Wheat	Gars/Barley	Gars/Barley	ITEM	
		VSA/ USA Golf/Gulf	VSA/ USA PNW	Argentynse/ Argentine Up River	EU Duitsland/ Germany	Australiese/ Australian Adelaide	Frans/ French Rouen		
		HRW	DNS	Trigo Pan	B kwaliteit/ quality	Mout/Malting	Mout/Malting		
		\$/t	\$/t	\$/t	\$/t	\$/t	\$/t		
Internasionale VAB pryse	a	192.00	251.00	185.00	182.00	193.00	221.00 *	International FOB prices	
Vraggeld	b	22.00	22.00	18.00	20.00	13.00	21.00	Freight Rates	
Assuransie (0.3% van VAB)		0.58	0.75	0.56	0.55	0.58	0.66	Insurance (0.3% of FOB)	
1 KOSTE, ASSURANSIE EN VRAG (KAV) \$/T		214.58	273.75	203.56	202.55	206.58	242.66	1 COST, INSURANCE AND FREIGHT (CIF) \$/T	
<i>Omskakel na R/t</i>								<i>Converted to R/t</i>	
R/\$ Wisselkoers op: 2016/10/11		14.1472	14.1472	14.1472	14.1472	14.1472	14.1472	R/\$ Exchange rate on: 2016/10/11	
2 KOSTE, ASSURANSIE EN VRAG (KAV) R/t		3035.71	3872.80	2879.80	2865.52	2922.53	3432.96	2 COST, INSURANCE AND FREIGHT (CIF) R/t	
Finansieringskoste	c	26.20	33.42	24.85	24.73	25.22	29.63	Financing cost	
3 KOSTE, ASSURANSIE, VRAG EN FINANSIERING R/t		3061.91	3906.22	2904.65	2890.25	2947.75	3462.59	3 COST, INSURANCE, FREIGHT AND FINANCING R/t	
Afalaikoste	d, e							Discharging cost	
3.1 Kaapstad (Hoofsaaklik kaaihykraan metode)		124.02	124.02	124.02	124.02	157.11	157.11	3.1 Cape Town (Mainly shore cranes method)	
3.2 Durban (Hoofsaaklik suig-in-silo metode)		163.11	163.11	163.11	163.11	170.37	170.37	3.2 Durban (Mainly suction into silo method)	
Invoertarif op koring	f	1591.40	1591.40	1591.40	1591.40	0.00	0.00	Import Tariff on wheat	
4 VRY OP SPOOR (VOS) R/t								4 FREE ON RAIL (FOR) R/t	
4.1 Kaapstadhawe		4777.33	5621.64	4620.07	4605.67	3104.86	3619.70	4.1 Cape Town Harbour	
4.2 Durbanhawe		4816.42	5660.73	4659.16	4644.76	3118.12	3632.96	4.2 Durban Harbour	
Spoorvragkoste	g							Railage cost	
- Kaapstad na Paarl		85.60	85.60	85.60	85.60	n/a	n/a	- Cape Town to Paarl	
- Durban na Randfontein		246.10	246.10	246.10	246.10	246.10	246.10	- Durban to Randfontein	
5 GELEWER:								5 DELIVERED:	
- Kaapstad na Paarl R/ton		4862.93	5707.24	4705.67	4691.27	n/a	n/a	- Cape Town to Paarl R/ton	
- Durban na Randfontein R/ton		5062.52	5906.83	4905.26	4890.86	3364.22	3879.06	- Durban to Randfontein R/ton	

Notas/Notes: 2016/10/11

a Bron van pryse en vraggeld : IGC GMI
Source of prices and freight rates: IGC GMI

Termyn / Term	VAB/FOB US\$/ton	Vraggeld / Freight Rate:	US\$/ton	Gars/Barley = US\$ + 1
Koring/Wheat: HRW No 2 (Hard Red Winter) Golf / Gulf	192.00	US (Golf / Gulf)	22.00	
Koring/Wheat: DNS 14% No 2 (Dark Northern Spring) Golf / Gulf	251.00	Argentinie / Argentine (Upriver)	18.00	
Koring/Wheat: Argentinie / Argentine (Up River) Trigo Pan	185.00	EEC (Bordeaux Hamburg)	20.00	21.00
Koring/Wheat: EU (Duitsland / Germany) B kwaliteit / quality	182.00	Australie / Australia (Eastern)	12.00	13.00
Gars/Barley: Australiese moutgars/Australian malting barley (Adelaide)	193.00			
Gars/Barley: Franse moutgars/French malting barley (Rouen)	221.00			

b Vraggeld: bereken vir vragte van +/- 20 000 - 30 000t. / Freight rates: calculated for freights of +/- 20 000 - 30 000t

c Finansieringskoste: 30 000t @ KAV @ primakoers vir 30 dae. Bron/Source: SARB 10.50% 2016/03/18
Financing cost: 30 000t @ CIF @ prime rate for 30 days.

d Afalaikoste / Discharging cost (R/ton):

	Koring/Wheat:	Gars/Barley:
Kaapstad /		
Cape Town:	124.02	157.11
Durban:	163.11	170.37

Bron / Source: Hull Blyth

e Ingesluit: Kaai gelde, hantering, kaai besig, agente/dokumentasie, logistiek & opnames (inspeksie van skeepsvrag).
Included: Wharfage, handling, wharf supervision, agent/documentation, logistic & survey (inspection of shipload).
Uitgesluit: Gesondheidsinspeksie-, skeepagentskapfooi, strookbeltingsfooi vir GMO, ophangingskoste asook BTW en invoerbelasting.
Excluded: Health inspection fee, ship agent fees for GMO, storage costs as well as VAT and import duty.
N.B: Slegs 'n aanduiding, aangesien koste van opname beding kan word / N.B: Indication only, as cost of survey can be negotiated.

f Invoertarif / Import Tariff:
Koring/Wheat = R1591.40 p/ton
Gars/Barley = Vry/Free

g Neem asb. Kennis dat Spoorwet se spoorvrag op 1 April 2016 verander het soos volg:
Kaapstad na Paarl R85.60 en Durban na Randfontein R246.10.
Please take note that on 1 April 2016 Spoorwet railage cost changed as follows:
Cape Town to Paarl R85.60 and Durban to Randfontein R246.10.

* Pryse laaste ontvang: 2016/09/27 / Price last received: 2016/09/27.

12. IMPORT PARITY PRICES – OIL SEEDS (b)(e)(f)

12. INVOERPARITEITPRYSE - OLIESADE (b)(e)(f)

INVOERPARITEITPRYSE VAN OLIESADE (BTW UITGESLT)		2016/10/13							IMPORT PARITY PRICES OF OIL SEEDS (VAT EXCL)	
ITEM	Nota/ Note	Sojabone/ Soybeans	Sojabone/ Soybeans	Sojabone/ Soybeans	Sonneblom/ Sunflower	Canola	Grondbone/ Groundnuts	Grondbone/ Groundnuts	ITEM	
		VSA/ USA Golf/Gulf	Argentynse/ Argentine Up River	Brazilië/ Brazil Paranagua	EU Franse/ French Bordeaux	Kanadese/ Canadian Vancouver	Argentynse/ Argentine Raw Runners 40/50	VSA/ USA Raw Runners 40/50		
Internasionale VAB pryse	a	\$/t 382.00	\$/t 382.00	\$/t 411.00	\$/t 405.00	\$/t 382.00	\$/t 1489.00 *	\$/t 1469.00 *	International FOB prices	
Vraggeld	b	22.00	18.00	18.00	20.00	29.00	81.00	22.00	Freight Rates	
Assuransie (0.3% van VAB)		1.15	1.15	1.23	1.22	1.15	4.47	4.41	Insurance (0.3% of FOB)	
1 KOSTE, ASSURANSIE EN VRAG (KAV) \$/T Omskakel na R/t R/\$ Wisselkoers op: 2016/10/11		405.15	401.15	430.23	426.22	412.15	1574.47	1495.41	1 COST, INSURANCE AND FREIGHT (CIF) \$/T Converted to R/t R/\$ Exchange rate on: 2016/10/11	
2 KOSTE, ASSURANSIE EN VRAG (KAV) R/t		14.1472	14.1472	14.1472	14.1472	14.1472	14.1472	14.1472	2 COST, INSURANCE AND FREIGHT (CIF) R/t	
Finansieringskoste	c	R/t 5731.74	R/t 5675.15	R/t 6086.55	R/t 6029.82	R/t 5830.77	R/t 22274.34	R/t 21155.86	Financing cost	
3 KOSTE, ASSURANSIE, VRAG EN FINANSIERING R/t		49.47	48.98	52.53	52.04	50.32	192.23	182.58	3 COST, INSURANCE, FREIGHT AND FINANCING R/t	
Finansieringskoste		5781.21	5724.13	6139.08	6081.86	5881.09	22466.57	21338.44		
Aflaakoste: Durban	d, e	170.37	170.37	170.37	268.74	170.37	579.41	579.41	Discharging cost: Durban	
Invoertarif	f	432.34	432.34	465.16	0.00	540.42	2106.52	2078.22	Import Tariff	
4 VRY OP SPOOR (VOS) R/t Durban		6383.92	6326.84	6774.61	6350.60	6591.88	25152.50	23996.07	4 FREE ON RAIL (FOR) R/t Durban	
Spoorvragekoste	g								Railage cost	
- Durban na Randfontein		246.10	246.10	246.10	246.10	246.10	-	-	- Durban to Randfontein	
5 GELEWER: - Durban na Randfontein R/ton		6630.02	6572.94	7020.71	6596.70	6837.98	-	-	5 DELIVERED: - Durban to Randfontein R/ton	

Notas/Notes:

a Bron van pryse en vraggeld / Source of prices and freight rates : IGC (GMI), Geogalos Peanut World & Oilworld
2016/10/11

Termyn / Term	US\$/ton (VAB/FOB)	Vraggeld/Freight Rate:	US\$/ton
Sojabone/Soybeans: VSA/USA (Golf/Gulf)	382.00	US Golf / Gulf	22.00
Sojabone/Soybeans: Argentinië/Argentina (Up River)	382.00	Argentinië / Argentina	18.00
Sojabone/Soybeans: Brazilië/Brazil (Paranagua)	411.00	EEC (Bordeaux/Hamburg)	20.00
Sonneblom/Sunflower: EU Frankryk/France (Bordeaux)	405.00	Kanada/Canada (North Pacific)	29.00
Canola: Kanada/Canada (Vancouver)	382.00	Grondbone/Groundnuts (ARG)	81.00
Grondbone/Groundnuts: Argentinië/Argentina (Raw Runner 40/50)	1489.00		
Grondbone/Groundnuts: VSA/USA (Runners 40/50)	1469.00		

b Vraggeld: bereken vir vragte van +/- 20 000 - 30 000t / Freight rates: calculated for freights of +/- 20 000 - 30 000t

c Finansieringskoste: 30 000t @ KAV @ primakoers vir 30 dae. Bron/Source: SARB 10.50% 2016/03/18

Financing cost: 30 000t @ CIF @ prime rate for 30 days.

d Aflaakoste / Discharging costs (R/ton):

	Sojabone/ Soybeans	Sonneblom/ Sunflower	Canola	Grondbone/ Groundnuts
Durban:	170.37	268.74	170.37	579.41

e Aflaakoste / Discharging fees:

Ingesluit: Kaaigelde, hantering, kaaioesig, agente/dokumentasie, logistiek & opnames (inspeksie van skeepsvrag) /

Included: Wharfage, handling, wharf supervision, agent/documentation, logistic & survey (inspection of shipload).

Uitgesluit: Gesondheidsinspeksie-, skeepagentskapfooi, strooktoetsingsfooi vir GMO, opbergingskoste asook BTW en invoerbelasting /

Excluded: Health inspection fee, Ship agency fee, strip testing fees for GMO, storage costs as well as VAT and import duty.

N.B: Slegs 'n aanduiding, aangesien koste van opname beding kan word / N.B: Indication only, as cost of survey can be negotiated.

f Invoertarif / Import Tariff

Sojabone/Soybeans = 8% op VAB / on FOB

Sonneblom/Sunflower = Vry / Free

Canola = 10% op VAB / on FOB

Grondbone/Groundnuts = 10% op VAB / on FOB

g Neem asb. Kennis dat Spoornet se spoorvrag op 1 April 2016 verander het na R246.10.

Please take note that on 1 April 2016 Spoornet railage cost changed to R246.10.

* Kwotasies is k.a.v. pryse. VAB pryse dus berekende pryse (kav minus vraggeld) / Quotes are c.i.f. prices. FOB prices are therefore calculated prices (cif minus freight rates).

13. EXPORT PARITY PRICES (b)

13. UITVOERPARITEITPRYSE (b)

INDICATIVE EXPORT PARITY PRICES		2016/10/13			AANDUIDENDE UITVOERPARITEITSPRYSE	
This is only an example of how an export parity price can be calculated - it can vary according to need	US No3Y Maize/ Mielies Gulf/Golf (b)	US HRW Wheat/Koring Gulf/Golf (b)	US DNS 14% Wheat/Koring PNW (b)	Argentine Raw Runner 40/50 Groundnuts/ Grondbone (f)	Hierdie is slegs 'n voorbeeld van hoe 'n uitvoerpariteitsprys bereken kan word - dit kan varieer volgens behoefte	
	Oct/Okt 16	Oct/Okt 16	Oct/Okt 16	Nov 16		
FOB Gulf value (\$/t)	164.00	192.00	251.00	1489.00	VAB Golfwaarde (\$/t)	
Difference in quality and locality of SA ¹ Maize: Plus US\$10 (\$/t)	\$10.00				Kwaliteits- en liggingsverskil van SA ¹ Mielies: Plus VSA\$10 (\$/t)	
Groundnuts: Less 3,5% of fob value				96,5%	Grondbone: Min 3,5% van vab waarde	
SA fob price (\$/t)	174.00	192.00	251.00	1436.89	SA vab prys (\$/t)	
Exchange rate (1\$=): (2016/10/11)	14.1472	14.1472	14.1472	14.1472	Wisselkoers (1\$=): (2016/10/11)	
FOB Gulf value (R/t)	2461.61	2716.26	3550.95	20327.97	VAB Golfwaarde (R/t)	
Marketing costs:					Bemerkings koste:	
Financing (Prime rate 10.50% - 30 days) (R/t)	21.24	23.44	30.65	175.43	Finansieringskoste (Primakoers 10.50% - 30 dae) (R/t)	
Railage: ² Randfontein – Durban harbour	246.10	246.10	246.10	-	Spoorvrag: ² Randfontein – Durbanhawe	
Loading costs: (R/t) ³ Durban Harbour (Mainly spout method)	151.88	163.20	163.20	467.13	Oplaaikoste: (R/t) ³ Durbanhawe (Hoofsaaklik tregter metode)	
EXPORT REALISATION (R/t):					UITVOER REALISASIE (R/t):	
Randfontein	2042.39	2283.52	3111.00	19685.41	Randfontein	

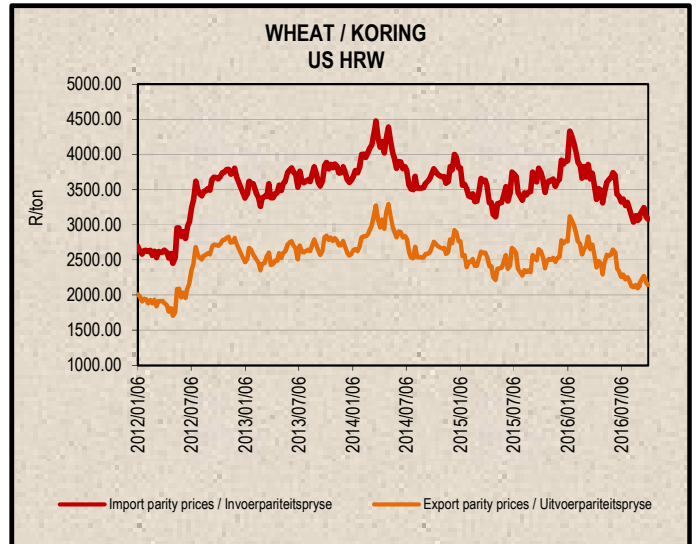
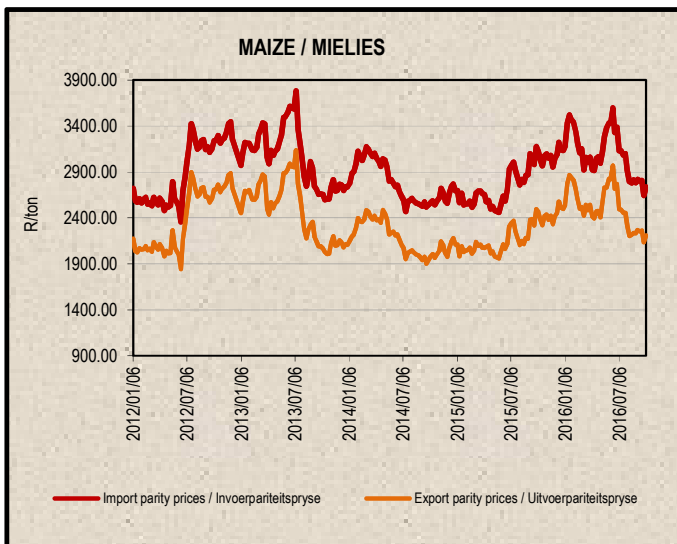
Difference in quality and locality of SA (As requested by the industry) 1 *Kwaliteits- en liggingsverskil van SA (Soos deur die bedryf versoek)*

As from 14 June 2012, the discount/rebate will no longer be used to calculate the export parity price on US HRW and a new calculation will be added for US DNS, also without the discount/rebate. *Vanaf 14 Junie 2012 sal die diskonto/premie nie meer gebruik word by die berekening van die uitvoerpariteitprys van US HRW nie en 'n nuwe berekening word nou vir US DNS gedoen, ook sonder diskonto/premie.*

Railage costs: Please take note that on 1 April 2016 Spoormet railage cost changed to R246.10. 2 *Spoorvrag koste: Neem asb. Kennis dat Spoormet se spoorvrag op 1 April 2016 verander het na R246.10.*

Loading costs, received from Hull Blyth: Included: Cargo dues, handling, wharf supervision, agency/documentation, logistics & surveys (inspection of cargo). 3 *Oplaaikoste, ontvang van Hull Blyth: Ingesluit: Kaagelde, hantering, kaaitoesig, agente/dokumentasie, logistiek & opnames (inspeksie van skeepsvrag)*

Excluded: Ship agent fees, health & PPECB inspections, storage facility & transport costs to storage facility, VAT & duties. *Uitgesluit: Skeepsagentskaps-, inspeksie-, opbergings- en vervoerkoste na opbergingsfasiliteit, BTW & invoerbelasting.*



14. WEATHER

For local weather, please follow the link below:

www.weathersa.co.za

14. WEER

Vir plaaslike weer, volg asseblief die onderstaande skakel:

www.weathersa.co.za

Sources /Bronne:

(a) = Safex; (b) = International Grains Council; (c) = CBOT; (d) = KCBT;

(e) = Oil World; (f) = Geogalos Peanut World.

* Formula according to ITAC (International Trade Administration Commission of South Africa)/
Formule volgens ITAC (International Trade Administration Commission of South Africa)

SAGIS

Nico Hawkins

General Manager / Hoofbestuurder

Indemnity/Vrywaring: Although everything has been done to ensure the accuracy of the information, neither SAGIS nor any of its directors or employees takes any responsibility for actions or losses that might occur as a result of the usage of this information. / Alhoewel alles gedoen is om te verseker dat die inligting korrek is, aanvaar nie SAGIS of enige van sy direkteure of werknemers verantwoordelikheid vir enige aksies of verliese as gevolg van die inligting wat gebruik is nie.