

**SAGIS WEEKLY BULLETIN / SAGIS WEEKLIKSE BULLETIN**

1. Producer Deliveries (ton):			1. Produsentelewerings (ton):	
Commodity	Latest week/ Jongste week: 8 - 14 Oct/Okt 2016	Total: current marketing year/ Totaal: huidige bemarkingsjaar	Total: same period previous marketing year/ Totaal: selfde periode vorige bemarkingsjaar	Kommoditeit
White maize	12 891	2 847 124	4 180 926	Witmielies
Yellow maize	11 370	3 404 335	4 296 482	Geelmielies
Total: maize	24 261	6 251 459	8 477 408	Totaal: mielies
Wheat	3 240	3 466	1 276	Koring

2. Imports (ton):			2. Invoere (ton):	
2.1 Imports for RSA			2.1 Invoere vir RSA	
Commodity	Latest week/ Jongste week: 8 - 14 Oct/Okt 2016	Total: current marketing year/ Totaal: huidige bemarkingsjaar	Total: same period previous marketing year/ Totaal: selfde periode vorige bemarkingsjaar	Kommoditeit
White maize	6 544	335 192	13 557	Witmielies
Yellow maize	43 134	798 041	391 066	Geelmielies
Maize Total	49 678	1 133 233	404 623	Mielies Totaal
Wheat	32 186	34 047	162 565	Koring

**Origin of imports / Oorsprong van invoere**

White maize/Witmielies	Yellow maize/Geelmielies	Wheat/Koring
Mexico	Argentina	Russia
USA	Brazil	USA

2.2 Imports for other countries			2.2 Invoere vir ander lande	
Commodity	Latest week/ Jongste week: 8 - 14 Oct/Okt 2016	Total: current marketing year/ Totaal: huidige bemarkingsjaar	Total: same period previous marketing year/ Totaal: selfde periode vorige bemarkingsjaar	Kommoditeit
White maize	0	109 745	0	Witmielies
Yellow maize	0	398	0	Geelmielies
Maize Total	0	110 143	0	Mielies Totaal
Wheat	9 350	9 350	8 885	Koring

**Origin of imports / Oorsprong van invoere**

White maize/Witmielies	Yellow maize/Geelmielies	Wheat/Koring
Mexico	Argentina	Russia
USA		

### 3. Exports (ton):

#### 3.1 RSA Exports

Commodity	Latest week/ Jongste week: 8 - 14 Oct/Okt 2016	Total: current marketing year/ Totaal: huidige bemarkingsjaar	Total: same period previous marketing year/ Totaal: selfde periode vorige bemarkingsjaar	Kommoditeit
White maize	9 552	232 869	177 601	Witmielies
Yellow maize	5 775	119 300	94 442	Geelmielies
Maize Total	15 327	352 169	272 043	Mielies Totaal
Wheat	0	622	4 680	Koring

#### Destination of exports / Bestemming van uitvoere

White maize/Witmielies	Yellow maize/Geelmielies	Wheat/Koring
Botswana	Botswana	Botswana
Lesotho	Korea	Namibia
Malawi	Lesotho	
Mozambique	Mozambique	
Namibia	Namibia	
Swaziland	Swaziland	
Zimbabwe	Zambia	
	Zimbabwe	

#### 3.2 Imports for Exports

Commodity	2 911	77 495	0	Witmielies
White maize	2 911	77 495	0	Witmielies
Yellow maize	0	4 364	0	Geelmielies
Maize Total	2 911	81 859	0	Mielies Totaal
Wheat	6 568	7 839	3 944	Koring

#### Destination of exports / Bestemming van uitvoere

White maize/Witmielies	Yellow maize/Geelmielies	Wheat/Koring
Lesotho	Namibia	Botswana
Zimbabwe	Swaziland	Lesotho
		Swaziland
		Zambia
	Zimbabwe	Zimbabwe

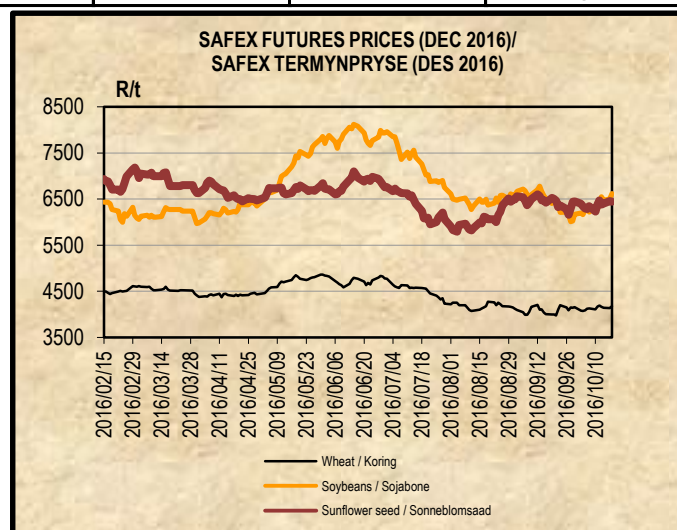
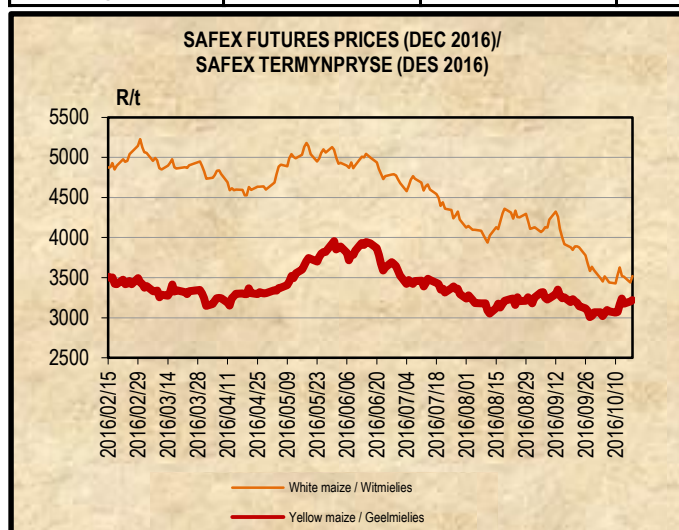
### 3. Uitvoere (ton):

#### 3.1 RSA Uitvoere

### 4. DOMESTIC PRICES PER SAFEX (R/t) (a)

### 4. PLAASLIKE PRYSE VOLGENS SAFEX (R/t) (a)

Commodity	Future Prices / Termynpryse (2016/10/18) R/ton					Kommoditeit
	Oct-16	Dec-16	Mar-17	May-17	Jul-17	
White maize	3514.00	3518.00	3420.00	2730.00	2669.00	Witmielies
Yellow maize	3182.00	3203.00	3112.00	2618.00	2591.00	Geelmielies
Wheat	4169.00	4179.00	4255.00	4300.00	4342.00	Koring
Sunflower	6315.00	6445.00	6485.00	6000.00	6103.00	Sonneblom
Soybeans	6635.00	6645.00	6426.00	6100.00	6190.00	Sojabone
Sorghum	N/A	3700.00	3792.00	3430.00	3387.00	Sorghum



**5. IMPORT TARIFF ON MAIZE (b)\***

Derived US No2Y Yellow Maize fob (Gulf) (b)	2016-10-12	2016-10-13	2016-10-14	2016-10-17	2016-10-18	Afgeleide VSA No2Y Geelmielies vab (Golf) (b)
RSA Initial Reference Price	<b>\$110.00</b>					RSA Oorspronklike Verwysingsprys
Base price (\$/t)	117.65	117.65	117.65	117.65	117.65	Basisprys (\$/t)
Daily price (\$/t) (IGC)	160.60	164.60	166.60	166.60	166.60	Daaglikse prys (\$/t) (IGC)
Average of 21 days (\$/t)	164.08	164.17	164.31	164.31	164.36	Gemiddeld van 21 dae (\$/t)
Deviation from base price (\$/t)	-46.43	-46.52	-46.66	-46.66	-46.71	Afwyking van basisprys (\$/t)
Duty on maize (\$/t)	-54.08	-54.17	-54.31	-54.31	-54.36	Reg op mielies (\$/t)
Duty on maize (R/t)	-749.40	-750.72	-752.38	-752.95	-753.44	Reg op mielies (R/t)
R/\$ Exchange rate (average of 21 days)	13.8572	13.8586	13.8534	13.8640	13.8601	R/\$ Wisselkoers (gemiddeld van 21 dae)
<b>Tariff Gazetted 2006/12/08</b>	<b>R0.00/t</b>					<b>Tarief gepubliseer 2006/12/08</b>

**5. INVOERTARIEF OP MIELIES (b)\*****6. IMPORT TARIFF ON WHEAT (b)\***

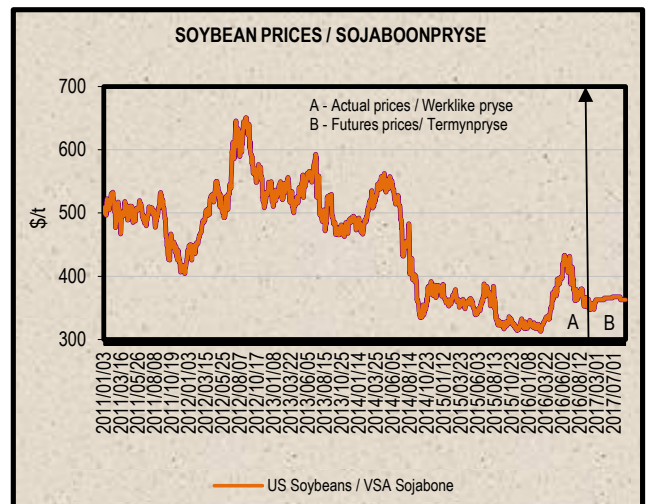
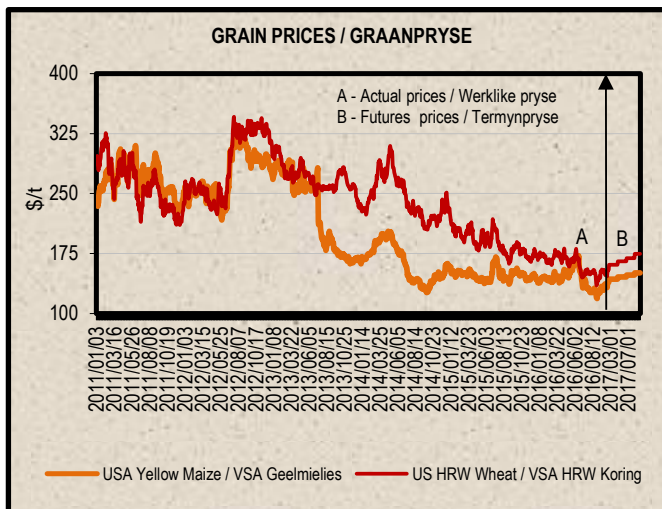
US No2 HRW fob (Gulf)	2016/09/20	2016/09/27	2016/10/04	2016/10/11	2016/10/18	VSA No2 HRW vab (Golf)
RSA Initial Reference Price	<b>\$294.00</b>					RSA Oorspronklike Verwysingsprys
Base price (\$/t)	193.33	193.33	193.33	193.33	193.33	Basis prys (\$/t)
Weekly price (\$/t) (IGC)	196.00	194.00	190.00	192.00	197.00	Weeklikse prys (\$/t) (IGC)
3 Weeks moving average (\$/t)	186.33	191.00	193.33	192.00	193.00	3 Weke skuivende gemiddeld (\$/t)
Number of weeks that the deviation is more than \$10						Aantal weke wat die afwyking meer as \$10 is
Deviation from base price (\$/t)	7.00	2.33	0.00	1.33	0.33	Afwyking van basisprys (\$/t)
Calculated Duty on wheat (\$/t)	107.67	103.00	100.67	102.00	101.00	Berekende Reg op koring (\$/t)
Calculated Duty on wheat (R/t)	1497.93	1397.12	1370.75	1443.01	1417.73	Berekende Reg op koring (R/t)
R/\$ Exchange rate	13.9122	13.5643	13.6163	14.1472	14.0369	R/\$ Wisselkoers
<b>Tariff Gazetted 2016/08/22 (R/t)</b>	<b>R 1 591.40</b>					<b>Tarief gepubliseer 2016/08/22 (R/t)</b>

**6. INVOERTARIEF OP KORING (b)\***

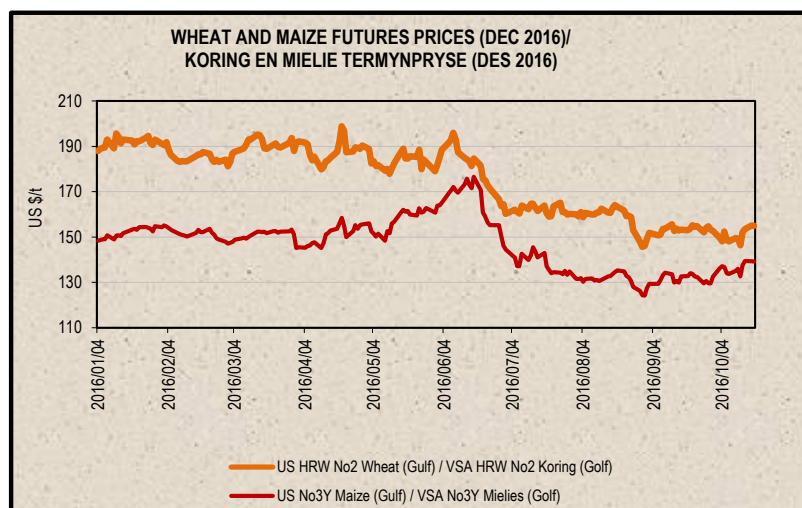
7. PRICES – INTERNATIONAL (US\$/t)

7. PRYSE - INTERNASIONAAL (VSA\$/t)

FOB (US\$/t)	Export Quotations/ Uitvoerkwotatie (b)(e)(f)				VAB (VSA\$/t)
	2016/10/18	2016/10/11	2016/10/04	2016/09/27	
US No 2 HRW Wheat (Gulf)	197.00	192.00	190.00	194.00	VSA No 2 HRW Koring (Golf)
US DNS Wheat 14% PNW	251.00	251.00	267.00	245.00	VSA DNS Koring 14% PNW
Argentine Wheat (Up River)	185.00	185.00	185.00	190.00	Argentynse Koring (Up River)
EC (France) Wheat (grade 1)	187.00	181.00	185.00	187.00	EU (Frankryk) Koring (graad 1)
EC (Germany) B Quality Wheat	188.00	182.00	186.00	189.00	EU (Duitsland) B Kwaliteit Koring
Black Sea Milling Wheat	176.00	174.00	173.00	169.00	Swart See Maalkoring
US No 3Y Maize (Gulf)	165.00	164.00	165.00	160.00	VSA No3Y Mielies (Golf)
Argentine Maize (Up River)	176.00	173.00	175.00	167.00	Argentynse Mielies (Up River)
US Sorghum (Gulf)	173.00	179.00	180.00	174.00	VSA Sorghum (Golf)
Argentine Sorghum (Up River)	163.00	160.00	164.00	157.00	Argentynse Sorghum (Up River)
US Soybeans (Gulf)	383.00	382.00	389.00	390.00	VSA Sojabone (Gulf)
Argentine Soybeans (Up River)	385.00	382.00 <td 389.00	396.00	Argentynse Sojabone (Up River)	
Canadian Canola	402.00	382.00	379.00	375.00	Kanadese Canola
Argentine Groundnuts Runners 40/50	1489.00	1489.00	1489.00	1489.00	Argentynse Grondbone 40/50 Runners
US Groundnuts Runners 40/50 shelled	1469.00	1469.00	1469.00	1469.00	VSA Grondbone 40/50 Runners uitgedop
Australian Malting Barley (Gairdner Malt)	195.00	193.00	194.00	243.00	Australiese Moutgars (Gairdner Malt)



Futures prices (US\$/t) / Termynpryse (VSA\$/t) (c)(d) (2016/10/18)							
Commodity	Dec-16	Mar-17	May-17	Jul-17	Sep-17	Dec-17	Kommoditeit
US No3 Yellow maize	139.21	143.06	145.74	148.18	150.86	153.93	VSA No3 Geelmielies
US No2 HRW wheat	154.91	161.16	165.34	169.24	174.75	182.32	VSA No2 HRW koring
US Soybeans	n/a	362.81	365.38	367.58	362.81	n/a	VSA Sojabone



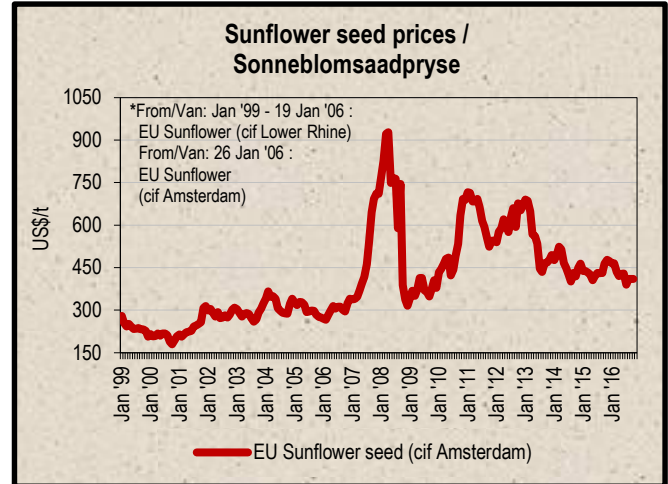
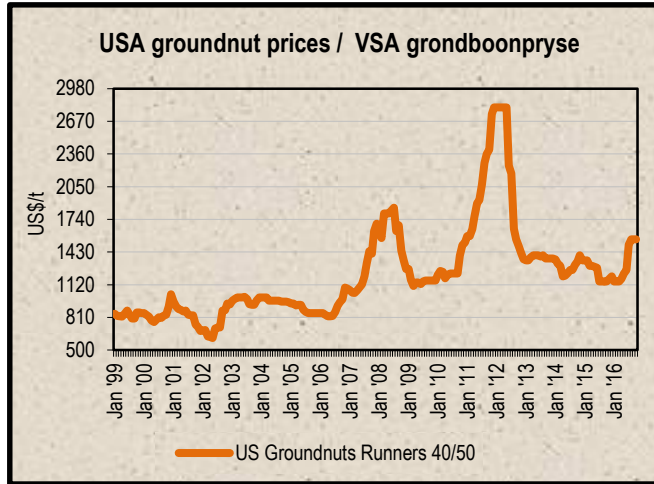
**8. LOWEST REPRESENTATIVE ASKING PRICES**  
(US\$/t)(e)(f)(Prices of previous week)

**8. LAAGSTE VERTEENWOORDIGENDE PRYSE GEVRA**  
(Pryse van vorige week)(VSA\$/t)(e)(f)

US\$/t	2016/10/13	2016/10/06	Change/ Verandering	VSA\$/t
Soybeans, Brazil, c.i.f. Rotterdam	400	404	-1.0%	Sojabone, Brasilië, k.a.v. Rotterdam
Soybeans, USA, c.i.f. Rotterdam	395	401	-1.5%	Sojabone, VSA, k.a.v. Rotterdam
Groundnuts, USA Runners 40/50*	1550	1550	0.0%	Grondbone, VSA Runners 40/50*
Groundnuts, Argentine Runners 40/50*	1570	1570	0.0%	Grondbone, Argentynse Runners 40/50*
Groundnut-oil, c.i.f. Rotterdam	1570	1610	-2.5%	Grondboon-olie, k.a.v. Rotterdam
Sunflower seed, EU c.i.f. Amsterdam	410	410	0.0%	Sonneblomsaad, EU k.a.v. Amsterdam
Sunflower-oil, EU (fob) N.W. Europe	820	820	0.0%	Sonneblom-olie, EU (vab) N.W. Eur.
Rapeseed, Europe, 00, c.i.f. Hamburg	427	425	0.5%	Raapsaad, Europa, 00, k.a.v. Hamburg

\* Shelled, c.i.f. Rotterdam

\* Uitgedop k a v Rotterdam



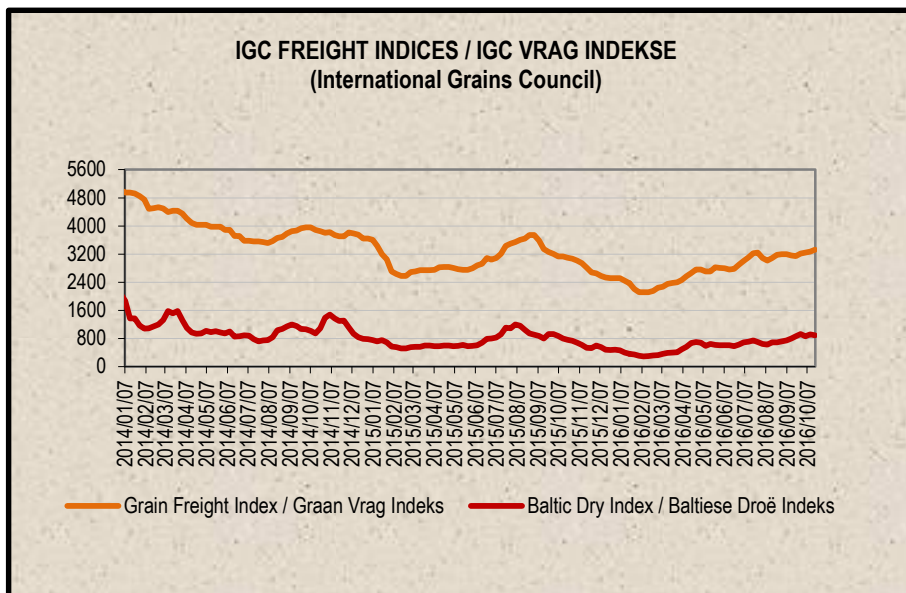
**9. IGC FREIGHT INDICES (b)**

**9. IGC VRAG INDEKSE (b)**

IGC FREIGHT INDICES / IGC VRAG INDEKSE							
	2016/09/13	2016/09/20	2016/09/27	2016/10/04	2016/10/11	2016/10/18	
Grain Freight Index*	3160	3140	3218	3247	3267	3325	Graan Vrag Indeks*
Baltic Dry Index	796	865	930	860	922	890	Baltiese Droë Indeks

\* IGC Grain Freight Index represents 15 major grain routes, including five from the United States of America, and two each from other main exporting nations (including Argentina, Black Sea, Europe and Canada); with base an average of the four weeks ending 11 May 2005 = 6000. The updated indices will be available on Thursdays on SAGIS' website.

\* IGC Graan Vrag Indeks verteenwoordig 15 hoof graanroetes, insluitende vyf vanaf die Verenigde State van Amerika, en twee elk van ander hoof uitvoermasies (insluitende Argentinië, Swart See, Europa en Kanada); met basis 'n gemiddeld van die vier weke geëindig 11 Mei 2005 = 6000. Die opgedateerde indekse sal Donderdae op SAGIS se webwerf beskikbaar.



10. IMPORT PARITY PRICES – SUMMER GRAINS (b)

10. INVOERPARITEITPRYSE - SOMERGRANE (b)

INVOERPARITEITPRYSE VAN SOMERGRANE (BTW UITGESLT)			2016/10/20					IMPORT PARITY PRICES OF SUMMER GRAINS (VAT EXCL)		
ITEM	Nota/ Note	Mielies/Maize	Mielies/Maize	Sorghum	Sorghum	Sorghum	ITEM			
		VSA/ USA Golf/Gulf (no.3Y) \$/t	Argentynse/ Argentine Up River \$/t	VSA/ USA Golf/Gulf \$/t	Argentynse/ Argentine Up River \$/t	Australiese/ Australian Brisbane \$/t				
Internasionale VAB pryse	a	165.00	176.00	173.00	163.00	196.00	International FOB prices			
Vraggeld	b	20.00	17.00	20.00	17.00	10.00	Freight Rates			
Assuransie (0.3% van VAB)		0.50	0.53	0.52	0.49	0.59	Insurance (0.3% of FOB)			
1 KOSTE, ASSURANSIE EN VRAG (KAV) \$/T		185.50	193.53	193.52	180.49	206.59	1 COST, INSURANCE AND FREIGHT (CIF) \$/T			
R/\$ Wisselkoers op: 2016/10/18	<i>Omskakel na R/t</i>	14.0369	14.0369	14.0369	14.0369	14.0369	R/\$ Exchange rate on: 2016/10/18			
2 KOSTE, ASSURANSIE EN VRAG (KAV) R/t		2603.84	2716.56	2716.42	2533.52	2899.88	2 COST, INSURANCE AND FREIGHT (CIF) R/t			
Finansieringskoste	c	22.47	23.44	23.44	21.86	25.03	Financing cost			
3 KOSTE, ASSURANSIE, VRAG EN FINANSIERING R/t		2626.31	2740.00	2739.86	2555.38	2924.91	3 COST, INSURANCE, FREIGHT AND FINANCING R/t			
Aflaaiikoste:	d, e			146.54	146.54	146.54	Discharging cost:			
- Kaapstad		122.93	122.93	n/a	n/a	n/a	- Cape Town			
- Durban		163.11	163.11	170.37	170.37	170.37	- Durban			
Invoertarif	f	0.00	0.00	72.85	68.64	82.54	Import Tariff			
4 VRY OP SPOOR (VOS) R/t		2749.24	2862.93	n/a	n/a	n/a	4 FREE ON RAIL (FOR) R/t			
- Kaapstad		2789.42	2903.11	2959.25	2770.56	3153.99	- Cape Town			
- Durban							- Durban			
Spoorwagkoste	g	246.10	246.10	246.10	246.10	246.10	Railage cost			
- Durban na Randfontein							- Durban to Randfontein			
<b>5 GELEWER:</b>							<b>5 DELIVERED:</b>			
- Durban na Randfontein R/ton		3035.52	3149.21	3205.35	3016.66	3400.09	- Durban to Randfontein R/ton			

Notas/Notes:

a Bron van pryse en vraggeld : IGC GMI  
Source of prices and freight rates: IGC GMI

2016/10/18

Termyn / Term	US\$/ton (VAB/FOB)	Vraggeld/Freight Rate:	US\$/ton
Mielies/Maize: VSA/USA (Golf/Gulf No.3Y)	165.00	US Golf / Gulf	20.00
Mielies/Maize: Argentinië/Argentinia (Up River)	176.00	Argentinië / Argentinia	17.00
Sorghum: VSA/USA (Golf / Gulf Mto)	173.00	Australië/Australia	10.00
Sorghum: Argentinië/Argentinia (Up River)	163.00		
Sorghum: Australië/Australia (Brisbane)	196.00		

b Vraggeld: bereken vir vrage van +/- 20 000 - 30 000t / Freight rates: calculated for freights of +/- 20 000 - 30 000t.

c Finansieringskoste: 30 000t @ KAV @ primakoers vir 30 dae. Bron/Source: SARB 10.50% 2016/03/18  
Financing cost: 30 000t @ CIF @ prime rate for 30 days.

d Aflaaiikoste / Discharging costs (R/ton):

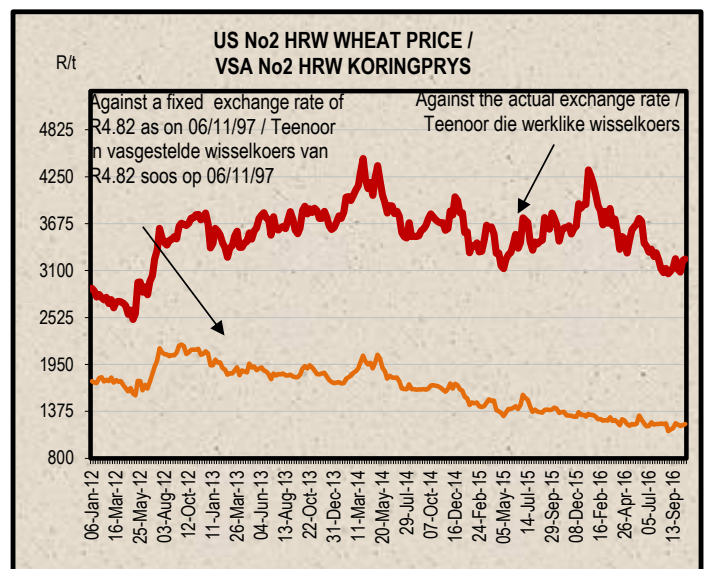
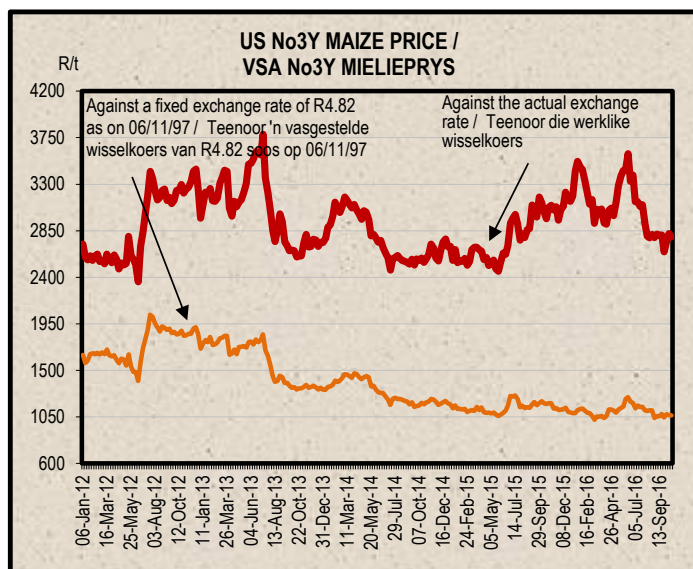
	Mielies/Maize:	Sorghum
Kaapstad / Cape Town:	122.93	n/a
Durban:	163.11	170.37

Bron / Source: Hull Blyth

e Ingesluit: Kaaielde, hantering, kaaibesig, agents/dokumentasie, logistiek & opnames (inspeksie van skeepsvrag) / Included: Wharfage, handling, wharf supervision, agent/documentation, logistic & survey (inspection of shipload).  
Uitgesluit: Gesondheidsinspeksie-, skeepsgagentskapfooi, strookbeltingsfooi vir GMO, obergingskoste asook BTW en invoerbelasting / Excluded: Health inspection fee, Ship agency fee, strip testing fees for GMO, storage costs as well as VAT and import duty.  
N.B: Slegs 'n aanduiding, aangesien koste van opname beding kan word / N.B: Indication only, as cost of survey can be negotiated.

f Invoertarif / Import Tariff:  
Mielies/Maize = Vry / Free  
Sorghum = 3% op VAB / on FOB

g Neem asb. kennis dat 'n verandering in Spoorwet se spoorwag op 1 April 2016 plaasgevind het na R246.10.  
Please take note that there was a change in Spoorwet railage cost on 1 April 2016 to R246.10.



11. IMPORT PARITY PRICES – WINTER CEREALS (b)

11. INVOERPARITEITPRYSSE - WINTERGRANE (b)

INVOERPARITEITPRYSSE VAN WINTERGRANE (BTW UITGESLT)			2016/10/20				IMPORT PARITY PRICES OF WINTER CEREALS (VAT EXCL)		
ITEM	Nota/ Note	Koring/Wheat	Koring/Wheat	Koring/Wheat	Koring/Wheat	Gars/Barley	Gars/Barley	ITEM	
		VSA/ USA Golf/Gulf  HRW	VSA/ USA PNW  DNS	Argentynse/ Argentine Up River  Trigo Pan	EU Duitsland/ Germany  B kwaliteit/ quality	Australiese/ Australian Adelaide  Mout/Malting	Frans/ French Rouen  Mout/Malting		
Internasionale VAB pryse	a	\$/t	\$/t	\$/t	\$/t	\$/t	\$/t	International FOB prices	
Vraggeld	b	197.00	251.00	185.00	188.00	195.00	215.00 *	Freight Rates	
Assuransie (0.3% van VAB)		20.00	20.00	17.00	16.00	11.00	17.00	Insurance (0.3% of FOB)	
1 KOSTE, ASSURANSIE EN VRAG (KAV) \$/T		0.59	0.75	0.56	0.56	0.59	0.65	1 COST, INSURANCE AND FREIGHT (CIF) \$/T	
<i>Omskakel na R/t</i>		217.59	271.75	202.56	204.56	206.59	232.65	<i>Converted to R/t</i>	
R/\$ Wisselkoers op: 2016/10/18		14.0369	14.0369	14.0369	14.0369	14.0369	14.0369	R/\$ Exchange rate on: 2016/10/18	
2 KOSTE, ASSURANSIE EN VRAG (KAV) R/t		R/t	R/t	R/t	R/t	R/t	R/t	2 COST, INSURANCE AND FREIGHT (CIF) R/t	
		3054.29	3814.53	2843.31	2871.39	2899.88	3265.68		
Finansieringskoste	c	26.36	32.92	24.54	24.78	25.03	28.18	Financing cost	
3 KOSTE, ASSURANSIE, VRAG EN FINANSIERING R/t		3080.65	3847.45	2867.85	2896.17	2924.91	3293.86	3 COST, INSURANCE, FREIGHT AND FINANCING R/t	
Aflaaiikoste	d, e							Discharging cost	
3.1 Kaapstad (Hoofsaaklik kaaihykraan metode)		124.02	124.02	124.02	124.02	157.11	157.11	3.1 Cape Town (Mainly shore cranes method)	
3.2 Durban (Hoofsaaklik suig-in-silo metode)		163.11	163.11	163.11	163.11	170.37	170.37	3.2 Durban (Mainly suction into silo method)	
Invoertarif op koring	f	1591.40	1591.40	1591.40	1591.40	0.00	0.00	Import Tariff on wheat	
4 VRY OP SPOOR (VOS) R/t								4 FREE ON RAIL (FOR) R/t	
4.1 Kaapstadhawe		4796.07	5562.87	4583.27	4611.59	3082.02	3450.97	4.1 Cape Town Harbour	
4.2 Durbanhawe		4835.16	5601.96	4622.36	4650.68	3095.28	3464.23	4.2 Durban Harbour	
Spoorvragkoste	g							Railage cost	
- Kaapstad na Paarl		85.60	85.60	85.60	85.60	n/a	n/a	- Cape Town to Paarl	
- Durban na Randfontein		246.10	246.10	246.10	246.10	246.10	246.10	- Durban to Randfontein	
<b>5 GELEWER:</b>								<b>5 DELIVERED:</b>	
- Kaapstad na Paarl R/ton		4881.67	5648.47	4668.87	4697.19	n/a	n/a	- Cape Town to Paarl R/ton	
- Durban na Randfontein R/ton		5081.26	5848.06	4868.46	4896.78	3341.38	3710.33	- Durban to Randfontein R/ton	

Notas/Notes:  
a Bron van pryse en vraggeld : IGC GMI  
Source of prices and freight rates: IGC GMI

2016/10/18

Termyn / Term	VAB/FOB US\$/ton	Vraggeld / Freight Rate:	US\$/ton	Gars/Barley = US\$ + 1
Koring/Wheat HRW No 2 (Hard Red Winter) Golf / Gulf	197.00	US (Golf / Gulf)	20.00	
Koring/Wheat DNS 14% No 2 (Dark Northern Spring) Golf / Gulf	251.00	Argentinië / Argentine (Upriver)	17.00	
Koring/Wheat Argentinië / Argentine (Up River) Trigo Pan	185.00	EEC (Bordeaux Hamburg)	16.00	17.00
Koring/Wheat EU (Duitsland / Germany) B kwaliteit / quality	188.00	Australië / Australia (Eastern)	10.00	11.00
Gars/Barley: Australiese moutgars/Australian malting barley (Adelaide)	195.00			
Gars/Barley: Franse moutgars/French malting barley (Rouen)	215.00			

b Vraggeld: bereken vir vragte van +/- 20 000 - 30 000t / Freight rates: calculated for freights of +/- 20 000 - 30 000t  
c Finansieringskoste: 30 000t @ KAV @ primakoers vir 30 dae. Bron/Source: SARB 10.50% 2016/03/18  
Financing cost 30 000t @ CIF @ prime rate for 30 days.

d Aflaaiikoste / Discharging cost (R/ton):

	Koring/Wheat	Gars/Barley:
Kaapstad /		
Cape Town:	124.02	157.11
Durban:	163.11	170.37

Bron / Source: Hull Blyth

e Ingesluit: Kaaihelde, hantering, kaaiwesig, agente/dokumentasie, logistiek & opnames (inspeksie van skeepsvrag).  
Included: Wharfage, handling, wharf supervision, agent/documentation, logistic & survey (inspection of shipload).  
Uitgesluit: Gesondheidsinspeksie-, skeepsagentskapfoel, strookbetsingsfoel vir GMO, obergangskoste asook BTW en invoerbelasting.  
Excluded: Health inspection fee, ship agency fee, strip testing fees for GMO, storage costs as well as VAT and import duty.  
N.B: Slegs 'n aanduiding, aangesien koste van opname beding kan word / N.B: Indication only, as cost of survey can be negotiated.

f Invoertarif / Import Tariff  
Koring/Wheat = R1591.40 p/ton  
Gars/Barley = Vry/Free

g Neem asb. Kennis dat Spoorwet se spoorvrag op 1 April 2016 verander het soos volg:  
Kaapstad na Paarl R85.60 en Durban na Randfontein R246.10.  
Please take note that on 1 April 2016 Spoor rail cost changed as follows:  
Cape Town to Paarl R85.60 and Durban to Randfontein R246.10.

\* Prys laaste ontvang: 2016/09/27 / Price last received: 2016/09/27.

12. IMPORT PARITY PRICES – OIL SEEDS (b)(e)(f)

12. INVOERPARITEITPRYSE - OLIESADE (b)(e)(f)

INVOERPARITEITPRYSE VAN OLIESADE (BTW UITGESLT)		2016/10/20							IMPORT PARITY PRICES OF OIL SEEDS (VAT EXCL)	
ITEM	Nota/ Note	Sojabone/ Soybeans	Sojabone/ Soybeans	Sojabone/ Soybeans	Sonneblom/ Sunflower	Canola	Grondbone/ Groundnuts	Grondbone/ Groundnuts	ITEM	
		VSA/ USA Golf/Gulf	Argentynse/ Argentine Up River	Brazilië/ Brazil Paranagua	EU Franse/ French Bordeaux	Kanadese/ Canadian Vancouver	Argentynse/ Argentine Raw Runners 40/50	VSA/ USA Raw Runners 40/50		
Internasionale VAB pryse	a	\$/t 383.00	\$/t 385.00	\$/t 414.00	\$/t 401.00	\$/t 402.00	\$/t 1489.00 *	\$/t 1469.00 *	International FOB prices	
Vraggeld	b	20.00	17.00	17.00	16.00	30.00	81.00	20.00	Freight Rates	
Assuransie (0.3% van VAB)		1.15	1.16	1.24	1.20	1.21	4.47	4.41	Insurance (0.3% of FOB)	
1 KOSTE, ASSURANSIE EN VRAG (KAV) \$/t Omskakel na R/t R/\$ Wisselkoers op: 2016/10/18		404.15	403.16	432.24	418.20	433.21	1574.47	1493.41	1 COST, INSURANCE AND FREIGHT (CIF) \$/T Converted to R/t R/\$ Exchange rate on: 2016/10/18	
2 KOSTE, ASSURANSIE EN VRAG (KAV) R/t		14.0369 R/t 5673.01	14.0369 R/t 5659.12	14.0369 R/t 6067.31	14.0369 R/t 5870.23	14.0369 R/t 6080.93	14.0369 R/t 22100.68	14.0369 R/t 20962.85	2 COST, INSURANCE AND FREIGHT (CIF) R/t	
Finansieringskoste	c	48.96	48.84	52.36	50.66	52.48	190.73	180.91	Financing cost	
3 KOSTE, ASSURANSIE, VRAG EN FINANSIERING R/t		5721.97	5707.96	6119.67	5920.89	6133.41	22291.41	21143.76	3 COST, INSURANCE, FREIGHT AND FINANCING R/t	
Aflaakoste: Durban	d, e	170.37	170.37	170.37	268.74	170.37	579.41	579.41	Discharging cost Durban	
Invoertarif	f	430.09	432.34	464.90	0.00	564.28	2090.09	2062.02	Import Tariff	
4 VRY OP SPOOR (VOS) R/t Durban		6322.43	6310.67	6754.94	6189.63	6868.06	24960.91	23785.19	4 FREE ON RAIL (FOR) R/t Durban	
Spoorvragekoste	g								Railage cost	
- Durban na Randfontein		246.10	246.10	246.10	246.10	246.10	-	-	- Durban to Randfontein	
<b>5 GELEWER:</b> <b>- Durban na Randfontein R/ton</b>		<b>6568.53</b>	<b>6556.77</b>	<b>7001.04</b>	<b>6435.73</b>	<b>7114.16</b>	<b>-</b>	<b>-</b>	<b>5 DELIVERED:</b> <b>- Durban to Randfontein R/ton</b>	

Notas/Notes:

a Bron van pryse en vraggeld / Source of prices and freight rates : IGC (GMI), Geogalos Peanut World & Oilworld  
2016/10/18

Termyn / Term	US\$/ton (VAB/FOB)	Vraggeld/Freight Rate:	US\$/ton
Sojabone/Soybeans: VSA/USA (Golf/Gulf)	Okt/Oct 2016 383.00	US Golf / Gulf	20.00
Sojabone/Soybeans: Argentinië/Argentina (Up River)	Okt/Oct 2016 385.00	Argentinië / Argentina	17.00
Sojabone/Soybeans: Brazilië/Brazil (Paranagua)	Okt/Oct 2016 414.00	EEC (Bordeaux/Hamburg)	16.00
Sonneblom/Sunflower: EU Frankryk/France (Bordeaux)	Okt/Oct 2016 401.00	Kanada/Canada (North Pacific)	30.00
Canola: Kanada/Canada (Vancouver)	Okt/Oct 2016 402.00	Grondbone/Groundnuts (ARG)	81.00
Grondbone/Groundnuts: Argentinië/Argentina (Raw Runner 40/50)	Nov 2016 1489.00		
Grondbone/Groundnuts: VSA/USA (Runners 40/50)	Nov 2016 1469.00		

b Vraggeld: bereken vir vragte van +/- 20 000 - 30 000t / Freight rates: calculated for freights of +/- 20 000 - 30 000t

c Finansieringskoste: 30 000t @ KAV @ primakoers vir 30 dae. Bron/Source: SARB 10.50% 2016/03/18

Financing cost: 30 000t @ CIF @ prime rate for 30 days.

d Aflaakoste / Discharging costs (R/ton):

	Sojabone/ Soybeans	Sonneblom/ Sunflower	Canola	Grondbone/ Groundnuts
Durban:	170.37	268.74	170.37	579.41

e Aflaakoste / Discharging fees:

Ingesluit: Kaaigelde, hantering, kaaioesig, agente/dokumentasie, logistiek & opnames (inspeksie van skeepsvrage) /

Included: Wharfage, handling, wharf supervision, agent/documentation, logistic & survey (inspection of shipload).

Uitgesluit: Gesondheidsinspeksie-, skeepsagentskapfooi, strooktoetsingsfooi vir GMO, opbergingskoste asook BTW en invoerbelasting /

Excluded: Health inspection fee, Ship agency fee, strip testing fees for GMO, storage costs as well as VAT and import duty.

N.B: Slegs 'n aanduiding, aangesien koste van opname beding kan word / N.B: Indication only, as cost of survey can be negotiated.

f Invoertarif / Import Tariff:

Sojabone/Soybeans = 8% op VAB / on FOB

Sonneblom/Sunflower = Vry / Free

Canola = 10% op VAB / on FOB

Grondbone/Groundnuts = 10% op VAB / on FOB

g Neem asb. Kennis dat Spoornet se spoorvrage op 1 April 2016 verander het na R246.10.

Please take note that on 1 April 2016 Spoornet railage cost changed to R246.10.

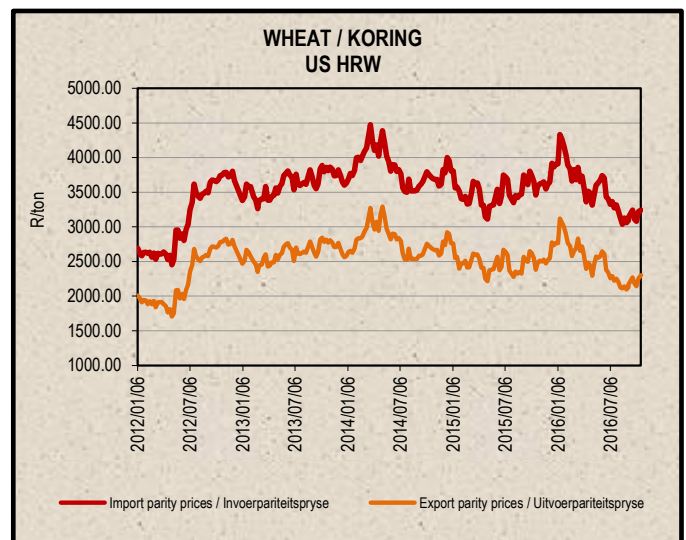
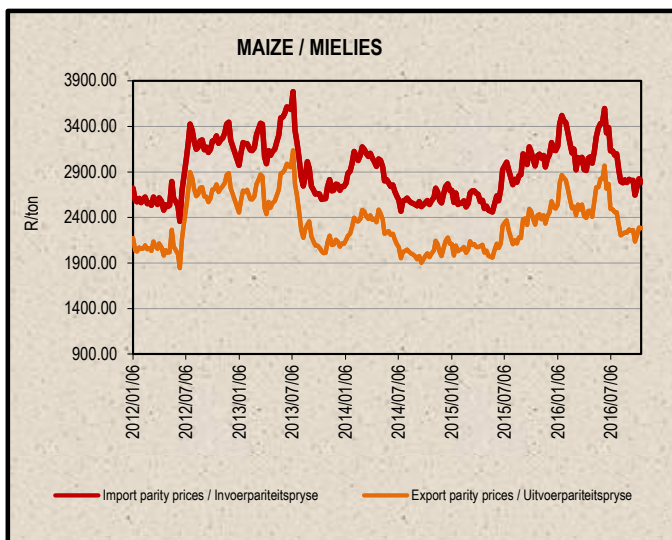
\* Kwotasies is k.a.v. pryse. VAB pryse dus berekende pryse (kav minus vraggeld) / Quotes are c.i.f. prices. FOB prices are therefore calculated prices (cif minus freight rates).



13. EXPORT PARITY PRICES (b)

13. UITVOERPARITEITPRYSE (b)

INDICATIVE EXPORT PARITY PRICES	2016/10/20				AANDUIDENDE UITVOERPARITEITSPRYSE
	US No3Y Maize/ Mielies Gulf/Golf (b) Oct/Okt 16	US HRW Wheat/Koring Gulf/Golf (b) Oct/Okt 16	US DNS 14% Wheat/Koring PNW (b) Oct/Okt 16	Argentine Raw Runner 40/50 Groundnuts/ Grondbone (f) Nov 16	Hierdie is slegs 'n voorbeeld van hoe 'n uitvoerpariteitsprys bereken kan word - dit kan varieer volgens behoefte
This is <b>only an example</b> of how an export parity price can be calculated - it can vary according to need					
FOB Gulf value (\$/t)	165.00	197.00	251.00	1489.00	VAB Golfwaarde (\$/t)
Difference in quality and locality of SA <sup>1</sup> Maize: Plus US\$10 (\$/t)	\$10.00				Kwaliteits- en liggingsverskil van SA <sup>1</sup> Mielies: Plus VSA\$10 (\$/t)
Groundnuts: Less 3,5% of fob value				96,5%	Grondbone: Min 3,5% van vab waarde
SA fob price (\$/t)	175.00	197.00	251.00	1436.89	SA vab prys (\$/t)
Exchange rate (1\$=): (2016/10/18)	14.0369	14.0369	14.0369	14.0369	Wisselkoers (1\$=): (2016/10/18)
FOB Gulf value (R/t)	2456.46	2765.27	3523.26	20169.48	VAB Golfwaarde (R/t)
<b>Marketing costs:</b>					<b>Bemerkings koste:</b>
Financing (Prime rate 10.50% - 30 days) (R/t)	21.20	23.86	30.41	174.07	Finansieringskoste (Primakoers 10.50% - 30 dae) (R/t)
Railage: <sup>2</sup> Randfontein – Durban harbour	246.10	246.10	246.10	-	Spoorvrag: <sup>2</sup> Randfontein – Durbanhawe
Loading costs: (R/t) <sup>3</sup> Durban Harbour (Mainly spout method)	151.88	163.20	163.20	467.13	Oplaaikoste: (R/t) <sup>3</sup> Durbanhawe (Hoofsaaklik regter metode)
<b>EXPORT REALISATION (R/t):</b>					<b>UITVOER REALISASIE (R/t):</b>
<b>Randfontein</b>	<b>2037.28</b>	<b>2332.11</b>	<b>3083.55</b>	<b>19528.28</b>	<b>Randfontein</b>
<i>Difference in quality and locality of SA (As requested by the industry)</i>			1		<i>Kwaliteits- en liggingsverskil van SA (Soos deur die bedryf versoek)</i>
<i>As from 14 June 2012, the discount/rebate will no longer be used to calculate the export parity price on US HRW and a new calculation will be added for US DNS, also without the discount/rebate.</i>					<i>Vanaf 14 Junie 2012 sal die diskonto/premie nie meer gebruik word by die berekening van die uitvoerpariteitprys van US HRW nie en 'n nuwe berekening word nou vir US DNS gedoen, ook sonder diskonto/premie.</i>
<i>Railage costs: Please take note that on 1 April 2016 Spoomet railage cost changed to R246.10.</i>			2		<i>Spoorvrag koste: Neem asb. Kennis dat Spoomet se spoorvrag op 1 April 2016 verander het na R246.10.</i>
<i>Loading costs, received from Hull Blyth: Included: Cargo dues, handling, wharf supervision, agency/documentation, logistics &amp; surveys (inspection of cargo).</i>			3		<i>Oplaaikoste, ontvang van Hull Blyth: Ingesluit: Kaaigelde, hantering, kaaitoetsig, agente/dokumentasie, logistiek &amp; opnames (inspeksie van skeepsvrag)</i>
<i>Excluded: Ship agent fees, health &amp; PPECB inspections, storage facility &amp; transport costs to storage facility, VAT &amp; duties.</i>					<i>Uitgesluit: Skeepsagentskaps-, inspeksie-, opbergings- en vervoerkoste na opbergingsfasiliteit, BTW &amp; invoerbelasting.</i>



**14. WEATHER**

For local weather, please follow the link below:  
[www.weathersa.co.za](http://www.weathersa.co.za)

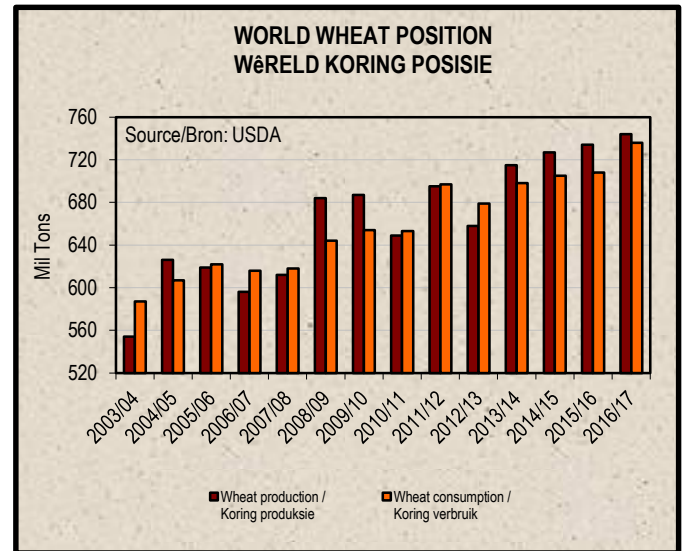
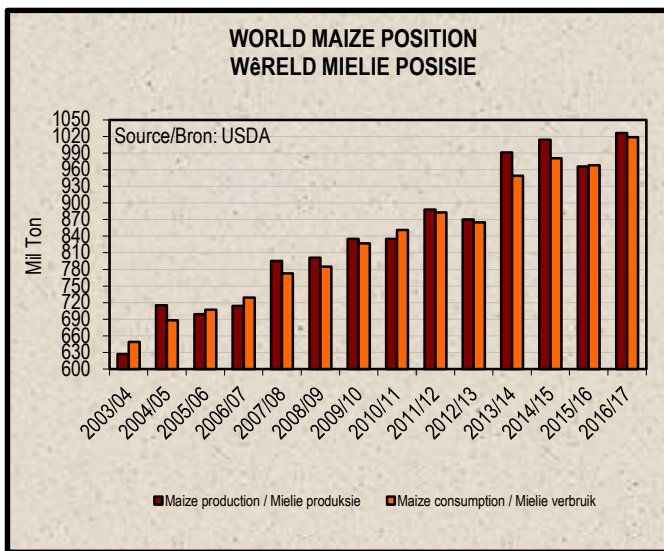
**14. WEER**

Vir plaaslike weer, volg asseblief die onderstaande skakel:  
[www.weathersa.co.za](http://www.weathersa.co.za)

**15. SUNDRIES (g)**

**15. DIVERSE (g)**

World Balance Sheet / Wêreld Balansstaat (2016/10/12)										
Million Ton	2016/17									Miljoen Ton
	Maize Mielies	Wheat Koring	Barley Gars	Sorghum	Oats Hawer	Ground-nuts Grond-bone	Canola/ Rape-seed	Soybeans Sojabone	Sunflower seed Sonne- blomsaad	
Production	1 026	744	144	64	23	42	68	330	44	Produksie
Consumption	1 019	736	146	65	23	18	65	289	40	Verbruik
Trade	139	174	27	9	2	4	14	139	2	Handel
Stock	217	248	23	5	3	2	5	77	2	Voorraad



**Sources /Bronne:**

(a) = Safex; (b) = International Grains Council; (c) = CBOT; (d) = KCBT;  
 (e) = Oil World; (f) = Georganos Peanut World; (g) = USDA Fas-Online.

\* Formula according to ITAC (International Trade Administration Commission of South Africa)/  
 Formule volgens ITAC (International Trade Administration Commission of South Africa)

SAGIS  
 Nico Hawkins  
 General Manager / Hoofbestuurder

**Indemnity/Vrywaring:** Although everything has been done to ensure the accuracy of the information, neither SAGIS nor any of its directors or employees takes any responsibility for actions or losses that might occur as a result of the usage of this information. / Alhoewel alles gedoen is om te verseker dat die inligting korrek is, aanvaar nie SAGIS of enige van sy direkteure of werknemers verantwoordelikheid vir enige aksies of verliese as gevolg van die inligting wat gebruik is nie.