

SAGIS WEEKLY BULLETIN / SAGIS WEEKLIKSE BULLETIN

1. Producer Deliveries (ton):			1. Produsentelewerings (ton):	
Commodity	Latest week/ Jongste week: 15 - 21 Oct/Okt 2016	Total: current marketing year/ Totaal: huidige bemarkingsjaar	Total: same period previous marketing year/ Totaal: selfde periode vorige bemarkingsjaar	Kommoditeit
White maize	5 667	2 837 291	4 199 504	Witmielies
Yellow maize	5 106	3 418 520	4 307 174	Geelmielies
Total: maize	10 773	6 255 811	8 506 678	Totaal: mielies
Wheat	43 374	46 840	7 187	Koring

2. Imports (ton):			2. Invoere (ton):	
2.1 Imports for RSA			2.1 Invoere vir RSA	
Commodity	Latest week/ Jongste week: 15 - 21 Oct/Okt 2016	Total: current marketing year/ Totaal: huidige bemarkingsjaar	Total: same period previous marketing year/ Totaal: selfde periode vorige bemarkingsjaar	Kommoditeit
White maize	25 249	345 339	14 123	Witmielies
Yellow maize	56 662	854 385	391 066	Geelmielies
Maize Total	81 911	1 199 724	405 189	Mielies Totaal
Wheat	18 855	52 902	276 279	Koring

Origin of imports / Oorsprong van invoere

White maize/Witmielies	Yellow maize/Geelmielies	Wheat/Koring
Mexico	Argentina	Canada
USA	Brazil	Russia
		USA

2.2 Imports for other countries			2.2 Invoere vir ander lande	
Commodity	Latest week/ Jongste week: 15 - 21 Oct/Okt 2016	Total: current marketing year/ Totaal: huidige bemarkingsjaar	Total: same period previous marketing year/ Totaal: selfde periode vorige bemarkingsjaar	Kommoditeit
White maize	0	126 223	0	Witmielies
Yellow maize	0	398	0	Geelmielies
Maize Total	0	126 621	0	Mielies Totaal
Wheat	1 650	11 000	11 382	Koring

Origin of imports / Oorsprong van invoere

White maize/Witmielies	Yellow maize/Geelmielies	Wheat/Koring
Mexico	Argentina	Canada
USA		Russia

3. Exports (ton):

3.1 RSA Exports

Commodity	Latest week/ Jongste week: 15 - 21 Oct/Okt 2016	Total: current marketing year/ Totaal: huidige bemarkingsjaar	Total: same period previous marketing year/ Totaal: selfde periode vorige bemarkingsjaar	Kommoditeit
White maize	15 335	246 197	184 163	Witmielies
Yellow maize	7 676	128 560	99 316	Geelmielies
Maize Total	23 011	374 757	283 479	Mielies Totaal
Wheat	3 126	10 931	6 128	Koring

Destination of exports / Bestemming van uitvoere

White maize/Witmielies	Yellow maize/Geelmielies	Wheat/Koring
Botswana	Botswana	Botswana
Lesotho	Korea	Lesotho
Malawi	Lesotho	Zimbabwe
Mozambique	Mozambique	
Namibia	Namibia	
Swaziland	Swaziland	
Zimbabwe	Zambia	
	Zimbabwe	

3.2 Imports for Exports

Commodity	Latest week/ Jongste week: 15 - 21 Oct/Okt 2016	Total: current marketing year/ Totaal: huidige bemarkingsjaar	Total: same period previous marketing year/ Totaal: selfde periode vorige bemarkingsjaar	Kommoditeit
White maize	4 984	86 672	0	Witmielies
Yellow maize	0	4 364	0	Geelmielies
Maize Total	4 984	91 036	0	Mielies Totaal
Wheat	6 568	7 839	3 944	Koring

3.2 Invoere vir Uitvoere

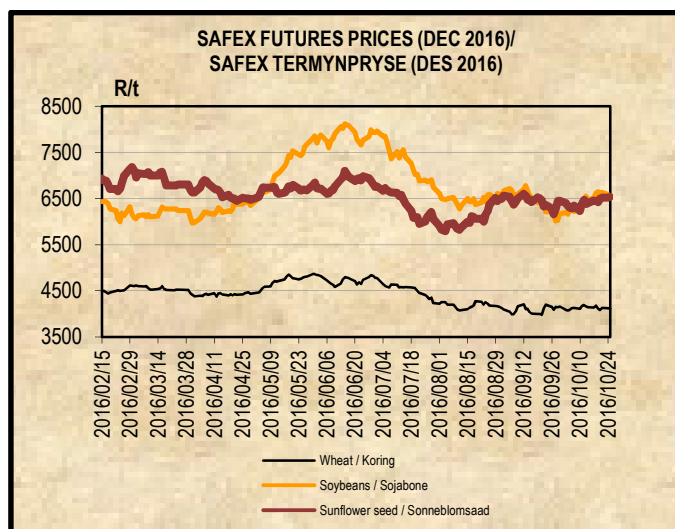
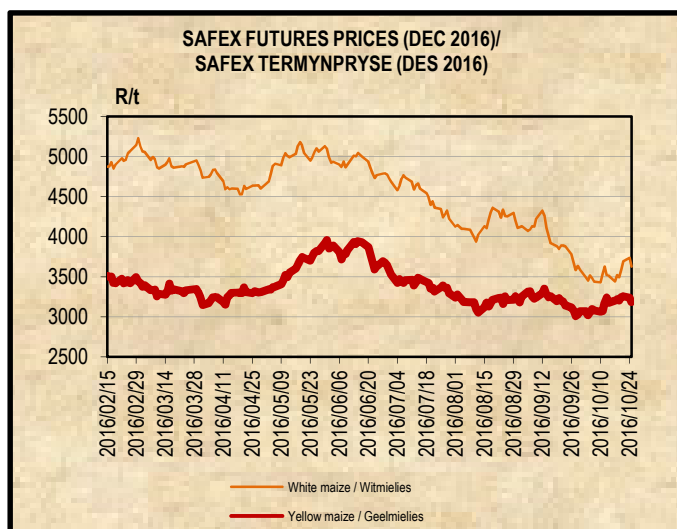
Destination of exports / Bestemming van uitvoere

White maize/Witmielies	Yellow maize/Geelmielies	Wheat/Koring
Lesotho	Namibia	Botswana
Mozambique	Swaziland	Lesotho
Zimbabwe	Zimbabwe	Swaziland
		Zambia
		Zimbabwe

4. DOMESTIC PRICES PER SAFEX (R/t) (a)

4. PLAASLIKE PRYSE VOLGENS SAFEX (R/t) (a)

Commodity	Future Prices / Termynpryse (2016/10/25) R/ton					Kommoditeit
	Nov-16	Dec-16	Mar-17	May-17	Jul-17	
White maize	3607.00	3629.00	3544.00	2694.00	2577.00	Witmielies
Yellow maize	3170.00	3173.00	3101.00	2562.00	2537.00	Geelmielies
Wheat	4115.00	4115.00	4181.00	4236.00	4330.00	Koring
Sunflower	6445.00	6530.00	6490.00	6040.00	6103.00	Sonneblom
Soybeans	6440.00	6395.00	6275.00	6030.00	6145.00	Sojabone
Sorghum	N/A	3400.00	3792.00	3416.00	3387.00	Sorghum



5. IMPORT TARIFF ON MAIZE (b)***5. INVOERTARIEF OP MIELIES (b)***

Derived US No2Y Yellow Maize fob (Gulf) (b)	2016-10-19	2016-10-20	2016-10-21	2016-10-24	2016-10-25	Afgeleide VSA No2Y Geelmielies vab (Golf) (b)
RSA Initial Reference Price	\$110.00					RSA Oorspronklike Verwysingsprys
Base price (\$/t)	117.65	117.65	117.65	117.65	117.65	Basisprys (\$/t)
Daily price (\$/t) (IGC)	167.60	165.60	168.60	167.60	168.60	Daaglikse prys (\$/t) (IGC)
Average of 21 days (\$/t)	164.41	164.36	164.60	164.79	165.17	Gemiddeld van 21 dae (\$/t)
Deviation from base price (\$/t)	-46.76	-46.71	-46.95	-47.14	-47.52	Afwyking van basisprys (\$/t)
Duty on maize (\$/t)	-54.41	-54.36	-54.60	-54.79	-55.17	Reg op mielies (\$/t)
Duty on maize (R/t)	-754.10	-753.77	-758.70	-762.09	-767.80	Reg op mielies (R/t)
R/\$ Exchange rate (average of 21 days)	13.8595	13.8663	13.8957	13.9093	13.9171	R/\$ Wisselkoers (gemiddeld van 21 dae)
Tariff Gazetted 2006/12/08	R0.00/t					Tarief gepubliseer 2006/12/08

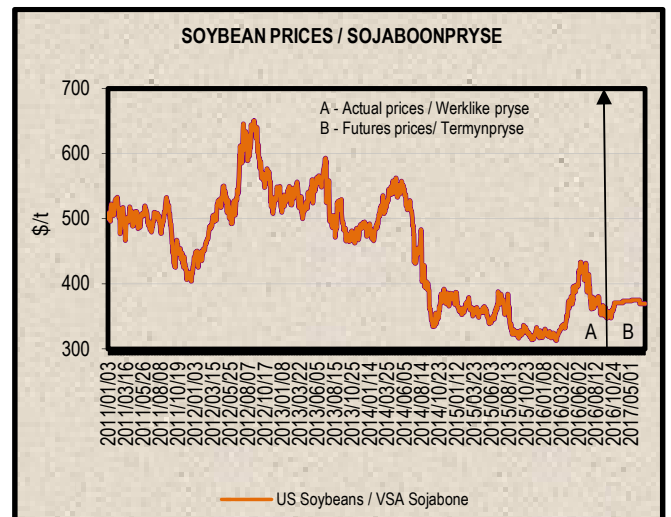
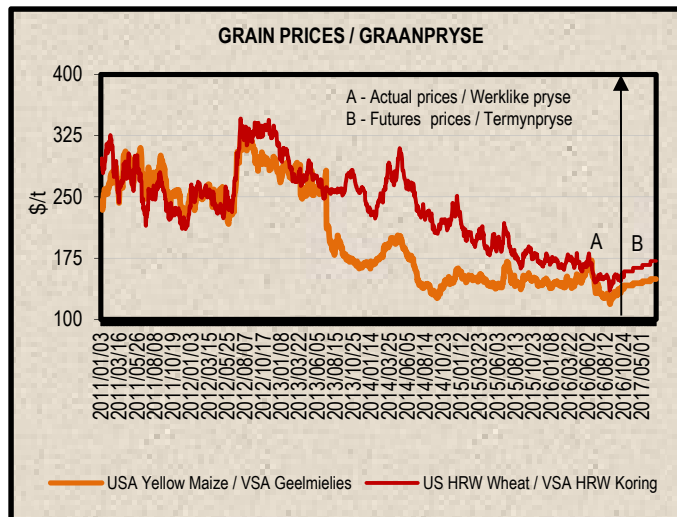
6. IMPORT TARIFF ON WHEAT (b)***6. INVOERTARIEF OP KORING (b)***

US No2 HRW fob (Gulf)	2016/09/27	2016/10/04	2016/10/11	2016/10/18	2016/10/25	VSA No2 HRW vab (Golf)
RSA Initial Reference Price	\$294.00					RSA Oorspronklike Verwysingsprys
Base price (\$/t)	193.33	193.33	193.33	193.33	193.33	Basis prys (\$/t)
Weekly price (\$/t) (IGC)	194.00	190.00	192.00	197.00	192.00	Weeklikse prys (\$/t) (IGC)
3 Weeks moving average (\$/t)	191.00	193.33	192.00	193.00	193.67	3 Weke skuiwende gemiddeld (\$/t)
Number of weeks that the deviation is more than \$10						Aantal weke wat die afwyking meer as \$10 is
Deviation from base price (\$/t)	2.33	0.00	1.33	0.33	-0.34	Afwyking van basisprys (\$/t)
Calculated Duty on wheat (\$/t)	103.00	100.67	102.00	101.00	100.33	Berekende Reg op koring (\$/t)
Calculated Duty on wheat (R/t)	1397.12	1370.75	1443.01	1417.73	1390.56	Berekende Reg op koring (R/t)
R/\$ Exchange rate	13.5643	13.6163	14.1472	14.0369	13.8599	R/\$ Wisselkoers
Tariff Gazetted 2016/08/22 (R/t)	R 1 591.40					Tarief gepubliseer 2016/08/22 (R/t)

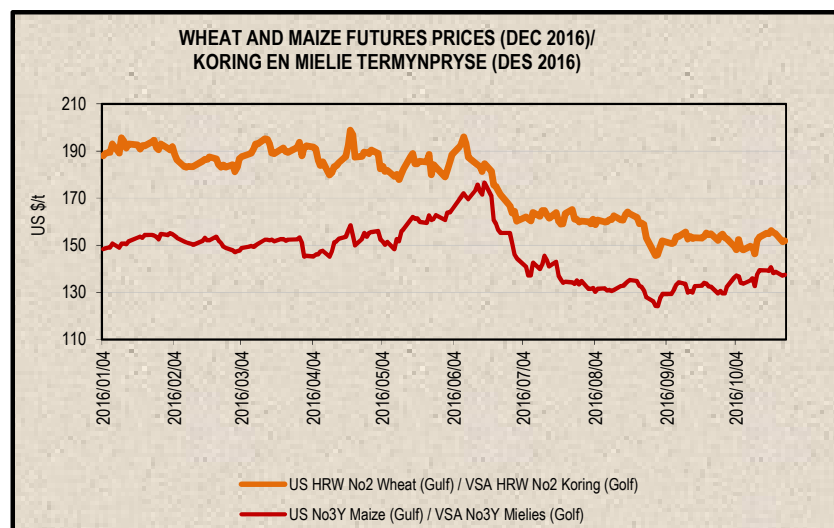
7. PRICES – INTERNATIONAL (US\$/t)

7. PRYSE - INTERNASIONAAL (VSA\$/t)

FOB (US\$/t)	Export Quotations/ Uitvoerkwotasie (b)(e)(f)				VAB (VSA\$/t)
	2016/10/25	2016/10/18	2016/10/11	2016/10/04	
US No 2 HRW Wheat (Gulf)	192.00	197.00	192.00	190.00	VSA No 2 HRW Koring (Golf)
US DNS Wheat 14% PNW	248.00	251.00	251.00	267.00	VSA DNS Koring 14% PNW
Argentine Wheat (Up River)	181.00	185.00	185.00	185.00	Argentynse Koring (Up River)
EC (France) Wheat (grade 1)	185.00	187.00	181.00	185.00	EU (Frankryk) Koring (graad 1)
EC (Germany) B Quality Wheat	186.00	188.00	182.00	186.00	EU (Duitsland) B Kwaliteit Koring
Black Sea Milling Wheat	176.00	176.00	174.00	173.00	Swart See Maalkoring
US No 3Y Maize (Gulf)	167.00	165.00	164.00	165.00	VSA No3Y Mielies (Golf)
Argentine Maize (Up River)	173.00	176.00	173.00	175.00	Argentynse Mielies (Up River)
US Sorghum (Gulf)	171.00	173.00	179.00	180.00	VSA Sorghum (Golf)
Argentine Sorghum (Up River)	161.00	163.00	160.00	164.00	Argentynse Sorghum (Up River)
US Soybeans (Gulf)	392.00	383.00	382.00	389.00	VSA Sojabone (Gulf)
Argentine Soybeans (Up River)	387.00	385.00	382.00	389.00	Argentynse Sojabone (Up River)
Canadian Canola	408.00	402.00	382.00	379.00	Kanadese Canola
Argentine Groundnuts Runners 40/50	1469.00	1489.00	1489.00	1489.00	Argentynse Grondbone 40/50 Runners
US Groundnuts Runners 40/50 shelled	1469.00	1469.00	1469.00	1469.00	VSA Grondbone 40/50 Runners uitgedop
Australian Malting Barley (Gairdner Malt)	192.00	195.00	193.00	194.00	Australiese Moutgars (Gairdner Malt)



Futures prices (US\$/t) / Termynpryse (VSA\$/t) (c)(d) (2016/10/25)							
Commodity	Dec-16	Mar-17	May-17	Jul-17	Sep-17	Dec-17	Kommoditeit
US No3 Yellow maize	137.47	141.33	144.09	146.61	149.28	152.36	VSA No3 Geelmielies
US No2 HRW wheat	151.90	158.51	162.85	166.67	171.74	178.79	VSA No2 HRW koring
US Soybeans	n/a	370.89	373.39	375.23	369.35	n/a	VSA Sojabone



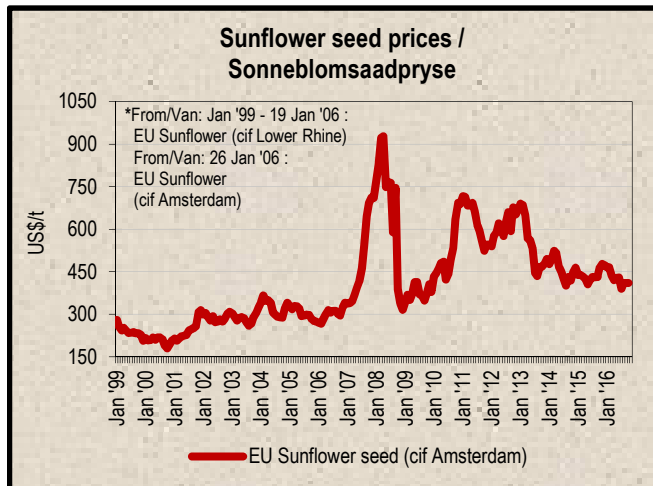
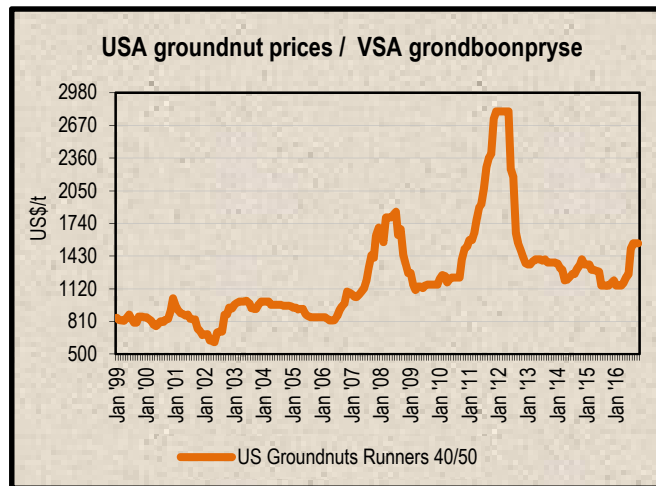
8. LOWEST REPRESENTATIVE ASKING PRICES
(US\$/t)(e)(f)(Prices of previous week)

8. LAAGSTE VERTEENWOORDIGENDE PRYSE GEVRA
(Pryse van vorige week)(VSA\$/t)(e)(f)

US\$/t	2016/10/20	2016/10/13	Change/ Verandering	VSA\$/t
Soybeans, Brazil, c.i.f. Rotterdam	413	400	3.3%	Sojabone, Brasilië, k.a.v. Rotterdam
Soybeans, USA, c.i.f. Rotterdam	404	395	2.3%	Sojabone, VSA, k.a.v. Rotterdam
Groundnuts, USA Runners 40/50*	1550	1550	0.0%	Grondbone, VSA Runners 40/50*
Groundnuts, Argentine Runners 40/50*	1550	1570	-1.3%	Grondbone, Argentynse Runners 40/50*
Groundnut-oil, c.i.f. Rotterdam	1560	1570	-0.6%	Grondboon-olie, k.a.v. Rotterdam
Sunflower seed, EU c.i.f. Amsterdam	415	410	1.2%	Sonneblomsaad, EU k.a.v. Amsterdam
Sunflower-oil, EU (fob) N.W. Europe	840	820	2.4%	Sonneblom-olie, EU (vab) N.W. Eur.
Rapeseed, Europe, 00, c.i.f. Hamburg	437	427	2.3%	Raapsaad, Europa, 00, k.a.v. Hamburg

* Shelled, c.i.f. Rotterdam

* Uitgedop k a v Rotterdam



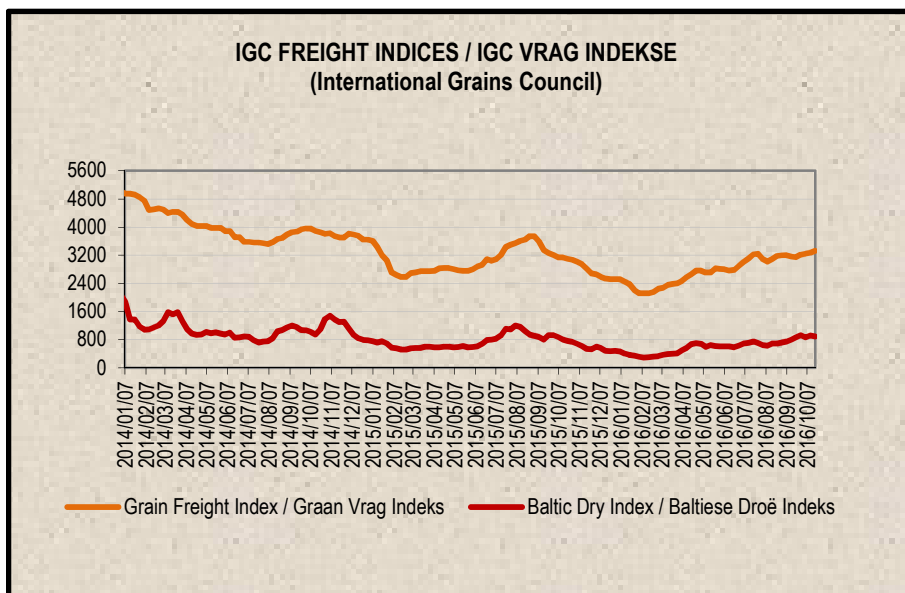
9. IGC FREIGHT INDICES (b)

9. IGC VRAG INDEKSE (b)

IGC FREIGHT INDICES / IGC VRAG INDEKSE							
	2016/09/13	2016/09/20	2016/09/27	2016/10/04	2016/10/11	2016/10/18	
Grain Freight Index*	3160	3140	3218	3247	3267	3325	Graan Vrag Indeks*
Baltic Dry Index	796	865	930	860	922	890	Baltiese Droë Indeks

* IGC Grain Freight Index represents 15 major grain routes, including five from the United States of America, and two each from other main exporting nations (including Argentina, Black Sea, Europe and Canada); with base an average of the four weeks ending 11 May 2005 = 6000. The updated indices will be available on Thursdays on SAGIS' website.

* IGC Graan Vrag Indeks verteenwoordig 15 hoof graanroetes, insluitende vyf vanaf die Verenigde State van Amerika, en twee elk van ander hoof uitvoermasies (insluitende Argentinië, Swart See, Europa en Kanada); met basis 'n gemiddeld van die vier weke geëindig 11 Mei 2005 = 6000. Die opgedateerde indekse sal Donderdae op SAGIS se webwerf beskikbaar.



10. IMPORT PARITY PRICES – SUMMER GRAINS (b)

10. INVOERPARITEITPRYSE - SOMERGRANE (b)

INVOERPARITEITPRYSE VAN SOMERGRANE (BTW UITGESLT)			2016/10/27			IMPORT PARITY PRICES OF SUMMER GRAINS (VAT EXCL)		
ITEM	Nota/ Note	Mielies/Maize	Mielies/Maize	Sorghum	Sorghum	Sorghum	ITEM	
		VSA/ USA Golf/Gulf (no.3Y) \$/t	Argentynse/ Argentine Up River \$/t	VSA/ USA Golf/Gulf \$/t	Argentynse/ Argentine Up River \$/t	Australiese/ Australian Brisbane \$/t		
Internasionale VAB pryse	a	167.00	173.00	171.00	161.00	195.00	International FOB prices	
Vraggeld	b	21.00	17.00	21.00	17.00	10.00	Freight Rates	
Assuransie (0.3% van VAB)		0.50	0.52	0.51	0.48	0.59	Insurance (0.3% of FOB)	
1 KOSTE, ASSURANSIE EN VRAG (KAV) \$/T		188.50	190.52	192.51	178.48	205.59	1 COST, INSURANCE AND FREIGHT (CIF) \$/T	
R/\$ Wisselkoers op: 2016/10/25		13.8599	13.8599	13.8599	13.8599	13.8599	Converted to R/t	
2 KOSTE, ASSURANSIE EN VRAG (KAV) R/t		2612.59	2640.59	2668.17	2473.71	2849.46	2 COST, INSURANCE AND FREIGHT (CIF) R/t	
Finansieringskoste	c	22.55	22.79	23.03	21.35	24.59	Financing cost	
3 KOSTE, ASSURANSIE, VRAG EN FINANSIERING R/t		2635.14	2663.38	2691.20	2495.06	2874.05	3 COST, INSURANCE, FREIGHT AND FINANCING R/t	
Afllaakoste:	d, e			146.54	146.54	146.54	Discharging cost:	
- Kaapstad		122.93	122.93	n/a	n/a	n/a	- Cape Town	
- Durban		163.11	163.11	170.37	170.37	170.37	- Durban	
Invoertarif	f	0.00	0.00	71.10	66.94	81.08	Import Tariff	
4 VRY OP SPOOR (VOS) R/t		2758.07	2786.31	n/a	n/a	n/a	4 FREE ON RAIL (FOR) R/t	
- Kaapstad		2798.25	2826.49	2908.84	2708.54	3101.67	- Cape Town	
- Durban							- Durban	
Spoorvragkoste	g	246.10	246.10	246.10	246.10	246.10	Railage cost	
- Durban na Randfontein							- Durban to Randfontein	
5 GELEWER:							5 DELIVERED:	
- Durban na Randfontein R/ton		3044.35	3072.59	3154.94	2954.64	3347.77	- Durban to Randfontein R/ton	

Notas/Notes:

a Bron van pryse en vraggeld : IGC GMI
Source of prices and freight rates: IGC GMI

2016/10/25

Termyn / Term	US\$/ton (VAB/FOB)	Vraggeld/Freight Rate:	US\$/ton
Nov 2016	167.00	US Golf / Gulf	21.00
Ok/Ok 2016	173.00	Argentinië / Argentina	17.00
Nov 2016	171.00	Australië/Australia	10.00
Ok/Ok 2016	161.00		
Ok/Ok 2016	195.00		

b Vraggeld: bereken vir vragte van +/- 20 000 - 30 000t / Freight rates: calculated for freights of +/- 20 000 - 30 000t

c Finansieringskoste: 30 000t @ KAV @ primakoers vir 30 dae. Bron/Source: SARB 10.50% 2016/03/18
Financing cost: 30 000t @ CIF @ prime rate for 30 days.

d Afllaakoste / Discharging costs (R/ton):

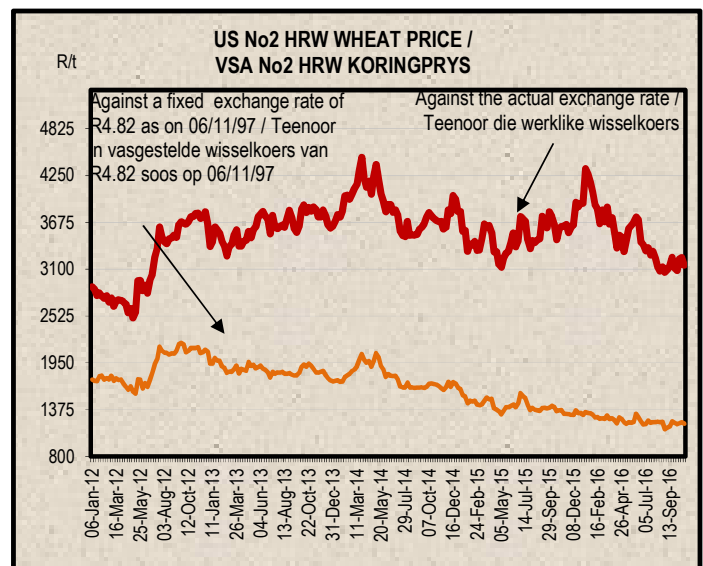
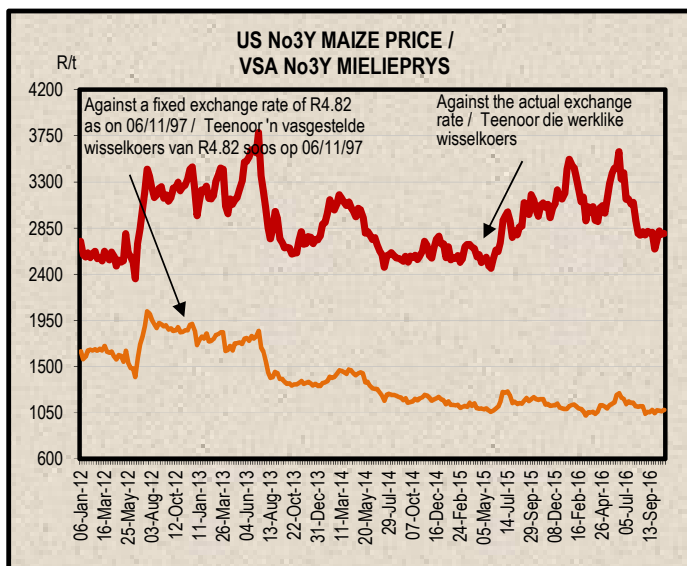
	Mielies/Maize:	Sorghum
Kaapstad / Cape Town:	122.93	n/a
Durban:	163.11	170.37

Bron / Source: Hull Blyth

e Ingesluit: Kaai gelde, hantering, kaaibesig, agente/dokumentasie, logistiek & opnames (inspeksie van skeepsvrag) / Included: Wharfage, handling, wharf supervision, agent/documentation, logistic & survey (inspection of shipload).
Uitgesluit: Gesondheidsinspeksie-, skeepsagentskapfooi, strookbetingsfooi vir GMO, opebergskoste asook BTW en invoerbelasting / Excluded: Health inspection fee, ship agency fee, strip testing fees for GMO, storage costs as well as VAT and import duty.
N.B: Slegs 'n aanduiding, aangesien koste van opname beding kan word / N.B: Indication only, as cost of survey can be negotiated.

f Invoertarif / Import Tariff:
Mielies/Maize = Vry / Free
Sorghum = 3% op VAB / on FOB

g Neem asb. kennis dat 'n verandering in Spoorwet se spoorvrag op 1 April 2016 plaasgevind het na R246.10.
Please take note that there was a change in Spoorwet railage cost on 1 April 2016 to R246.10.



11. IMPORT PARITY PRICES – WINTER CEREALS (b)

11. INVOERPARITEITPARYSE - WINTERGRANE (b)

INVOERPARITEITPARYSE VAN WINTERGRANE (BTW UITGESLT)			2016/10/27				IMPORT PARITY PRICES OF WINTER CEREALS (VAT EXCL)		
ITEM	Nota/ Note	Koring/Wheat	Koring/Wheat	Koring/Wheat	Koring/Wheat	Gars/Barley	Gars/Barley	ITEM	
		VSA/ USA Golf/Gulf HRW	VSA/ USA PNW DNS	Argentynse/ Argentine Up River Trigo Pan	EU Duitsland/ Germany B kwaliteit/ quality	Australiese/ Australian Adelaide Mout/Malting	Frans/ French Rouen Mout/Malting		
Internasionale VAB pryse	a	192.00	248.00	181.00	186.00	192.00	212.00 *	International FOB prices	
Vraggeld	b	21.00	21.00	17.00	17.00	11.00	18.00	Freight Rates	
Assuransie (0.3% van VAB)		0.58	0.74	0.54	0.56	0.58	0.64	Insurance (0.3% of FOB)	
1 KOSTE, ASSURANSIE EN VRAG (KAV) \$/T		213.58	269.74	198.54	203.56	203.58	230.64	1 COST, INSURANCE AND FREIGHT (CIF) \$/T	
<i>Omskakel na R/t</i>								<i>Converted to R/t</i>	
R/\$ Wisselkoers op: 2016/10/25		13.8599	13.8599	13.8599	13.8599	13.8599	13.8599	R/\$ Exchange rate on: 2016/10/25	
2 KOSTE, ASSURANSIE EN VRAG (KAV) R/t		2960.20	3738.57	2751.74	2821.32	2821.60	3196.65	2 COST, INSURANCE AND FREIGHT (CIF) R/t	
Finansieringskoste	c	25.55	32.26	23.75	24.35	24.35	27.59	Financing cost	
3 KOSTE, ASSURANSIE, VRAG EN FINANSIERING R/t		2985.75	3770.83	2775.49	2845.67	2845.95	3224.24	3 COST, INSURANCE, FREIGHT AND FINANCING R/t	
Aflaaikoste	d, e							Discharging cost	
3.1 Kaapstad (Hoofsaaklik kaaihykraan metode)		124.02	124.02	124.02	124.02	157.11	157.11	3.1 Cape Town (Mainly shore cranes method)	
3.2 Durban (Hoofsaaklik suig-in-silo metode)		163.11	163.11	163.11	163.11	170.37	170.37	3.2 Durban (Mainly suction into silo method)	
Invoertarif op koring	f	1591.40	1591.40	1591.40	1591.40	0.00	0.00	Import Tariff on wheat	
4 VRY OP SPOOR (VOS) R/t								4 FREE ON RAIL (FOR) R/t	
4.1 Kaapstadhawe		4701.17	5486.25	4490.91	4561.09	3003.06	3381.35	4.1 Cape Town Harbour	
4.2 Durbanhawe		4740.26	5525.34	4530.00	4600.18	3016.32	3394.61	4.2 Durban Harbour	
Spoorvragkoste	g							Railage cost	
- Kaapstad na Paarl		85.60	85.60	85.60	85.60	n/a	n/a	- Cape Town to Paarl	
- Durban na Randfontein		246.10	246.10	246.10	246.10	246.10	246.10	- Durban to Randfontein	
5 GELEWER:								5 DELIVERED:	
- Kaapstad na Paarl R/ton		4786.77	5571.85	4576.51	4646.69	n/a	n/a	- Cape Town to Paarl R/ton	
- Durban na Randfontein R/ton		4986.36	5771.44	4776.10	4846.28	3262.42	3640.71	- Durban to Randfontein R/ton	

Notas/Notes: 2016/10/25

a Bron van pryse en vraggeld : IGC GMI
Source of prices and freight rates: IGC GMI

Termyn / Term	VAB/FOB US\$/ton	Vraggeld / Freight Rate: US\$/ton	Gars/Barley = US\$ + 1
Nov 2016	192.00	US (Golf / Gulf)	21.00
Nov 2016	248.00	Argentinië / Argentine (Upriver)	17.00
Okt/Oct 2016	181.00	EEC (Bordeaux Hamburg)	17.00
Okt/Oct 2016	186.00	Australië / Australia (Eastern)	10.00
Nov 2016	192.00		
Okt/Oct 2016	212.00		

b Vraggeld: bereken vir vragte van +/- 20 000 - 30 000t / Freight rates: calculated for freights of +/- 20 000 - 30 000t

c Finansieringskoste: 30 000t @ KAV @ primakoers vir 30 dae. Bron/Source: SARB 10.50% 2016/03/18
Financing cost: 30 000t @ CIF @ prime rate for 30 days.

d Aflaaikoste / Discharging cost (R/ton):

	Koring/Wheat	Gars/Barley
Kaapstad / Cape Town:	124.02	157.11
Durban:	163.11	170.37

Bron / Source: Hull Blyth

e Ingesluit: Kaaihelpe, hantering, kaaitoetsing, agente/dokumentasie, logistiek & opnames (inspeksie van skeepsvrag).
Included: Wharfage, handling, wharf supervision, agent/documentation, logistic & survey (inspection of shipload).
Uitgesluit: Gesondheidsinspeksie-, skeepsaagentskapfooi, strookbetsingsfooi vir GMO, opbergingskoste asook BTW en invoerbelasting.
Excluded: Health inspection fee, Ship agency fee, strip testing fees for GMO, storage costs as well as VAT and import duty.
N.B: Slegs 'n aanduiding, aangesien koste van opname beding kan word / N.B: Indication only, as cost of survey can be negotiated.

f Invoertarif / Import Tariff:
Koring/Wheat = R1591.40 p/ton
Gars/Barley = Vry/Free

g Neem asb. Kennis dat Spoorwet se spoorvrag op 1 April 2016 verander het soos volg:
Kaapstad na Paarl R85.60 en Durban na Randfontein R246.10.
Please take note that on 1 April 2016 Spoorwet railage cost changed as follows:
Cape Town to Paarl R85.60 and Durban to Randfontein R246.10.

* Prys laaste ontvang: 2016/09/27 / Price last received: 2016/09/27.

12. IMPORT PARITY PRICES – OIL SEEDS (b)(e)(f)

12. INVOERPARITEITPRYSE - OLIESADE (b)(e)(f)

INVOERPARITEITPRYSE VAN OLIESADE (BTW UITGESLT)		2016/10/27							IMPORT PARITY PRICES OF OIL SEEDS (VAT EXCL)	
ITEM	Nota/ Note	Sojabone/ Soybeans	Sojabone/ Soybeans	Sojabone/ Soybeans	Sonneblom/ Sunflower	Canola	Grondbone/ Groundnuts	Grondbone/ Groundnuts	ITEM	
		VSA/ USA Golf/Gulf	Argentynse/ Argentine Up River	Brazilië/ Brazil Paranagua	EU Franse/ French Bordeaux	Kanadese/ Canadian Vancouver	Argentynse/ Argentine Raw Runners 40/50	VSA/ USA Raw Runners 40/50		
		\$/t	\$/t	\$/t	\$/t	\$/t	\$/t	\$/t		
Internasionale VAB pryse	a	392.00	387.00	414.00	396.00	408.00	1469.00 *	1469.00 *	International FOB prices	
Vraggeld	b	21.00	17.00	17.00	17.00	30.00	81.00	21.00	Freight Rates	
Assuransie (0.3% van VAB)		1.18	1.16	1.24	1.19	1.22	4.41	4.41	Insurance (0.3% of FOB)	
1 KOSTE, ASSURANSIE EN VRAG (KAV) \$/t Omskakel na R/t R/\$ Wisselkoers op: 2016/10/25		414.18	405.16	432.24	414.19	439.22	1554.41	1494.41	1 COST, INSURANCE AND FREIGHT (CIF) \$/t Converted to R/t R/\$ Exchange rate on: 2016/10/25	
2 KOSTE, ASSURANSIE EN VRAG (KAV) R/t		13.8599	13.8599	13.8599	13.8599	13.8599	13.8599	13.8599	2 COST, INSURANCE AND FREIGHT (CIF) R/t	
3 KOSTE, ASSURANSIE, VRAG EN FINANSIERING R/t	c	R/t 5740.49	R/t 5615.48	R/t 5990.80	R/t 5740.63	R/t 6087.55	R/t 21543.97	R/t 20712.37	3 COST, INSURANCE, FREIGHT AND FINANCING R/t	
Finansieringskoste		49.54	48.46	51.70	49.54	52.54	185.93	178.75	Financing cost	
4 VRY OP SPOOR (VOS) R/t Durban	d, e	5790.03	5663.94	6042.50	5790.17	6140.09	21729.90	20891.12	4 FREE ON RAIL (FOR) R/t Durban	
Aflaakoste: Durban	f	170.37	170.37	170.37	268.74	170.37	579.41	579.41	Discharging cost: Durban	
Invoertarif		434.65	429.10	459.04	0.00	565.48	2036.02	2036.02	Import Tariff:	
5 GELEWER: - Durban na Randfontein R/ton	g	6395.05	6263.41	6671.91	6058.91	6875.94	24345.33	23506.55	5 DELIVERED: - Durban to Randfontein R/ton	
Spoorvragkoste - Durban na Randfontein		246.10	246.10	246.10	246.10	246.10	-	-	Railage cost - Durban to Randfontein	
		6641.15	6509.51	6918.01	6305.01	7122.04	-	-		

Notas/Notes:

a Bron van pryse en vraggeld / Source of prices and freight rates : IGC (GMI), Geogalos Peanut World & Oilworld 2016/10/25

Termyn / Term	US\$/ton (VAB/FOB)	Vraggeld/Freight Rate:	US\$/ton	
Sojabone/Soybeans: VSA/USA (Golf/Gulf)	Nov 2016	392.00	US Golf / Gulf	21.00
Sojabone/Soybeans: Argentinië/Argentina (Up River)	Okt/Oct 2016	387.00	Argentinië / Argentina	17.00
Sojabone/Soybeans: Brazilië/Brazil (Paranagua)	Okt/Oct 2016	414.00	EEC (Bordeaux/Hamburg)	17.00
Sonneblom/Sunflower: EU Frankryk/France (Bordeaux)	Okt/Oct 2016	396.00	Kanada/Canada (North Pacific)	30.00
Canola: Kanada/Canada (Vancouver)	Okt/Oct 2016	408.00	Grondbone/Groundnuts (ARG)	81.00
Grondbone/Groundnuts: Argentinië/Argentina (Raw Runner 40/50)	Jun 2017	1469.00		
Grondbone/Groundnuts: VSA/USA (Runners 40/50)	Nov 2016	1469.00		

b Vraggeld: bereken vir vragte van +/- 20 000 - 30 000t / Freight rates: calculated for freights of +/- 20 000 - 30 000t

c Finansieringskoste: 30 000t @ KAV @ primakoers vir 30 dae. Bron/Source: SARB 10.50% 2016/03/18
Finansieringskoste: 30 000t @ CIF @ prime rate for 30 days.

d Aflaakoste / Discharging costs (R/ton):

	Sojabone/ Soybeans	Sonneblom/ Sunflower	Canola	Grondbone/ Groundnuts
Bron / Source: Hull Blyth				
Durban:	170.37	268.74	170.37	579.41

e Aflaakoste / Discharging fees:

Ingesluit Kaaigelde, hantering, kaaibesig, agente/dokumentasie, logistiek & opnames (inspeksie van skeepsvrag) /

Included: Wharfage, handling, wharf supervision, agent/documentation, logistic & survey (inspection of shipload).

Uitgesluit: Gesondheidsinspeksie-, skeepagentskapfooi, strooktoetsingsfooi vir GMO, opbergingskoste asook BTW en invoerbelasting /

Excluded: Health inspection fee, Ship agency fee, strip testing fees for GMO, storage costs as well as VAT and import duty.

N.B: Slegs 'n aanduiding, aangesien koste van opname beding kan word / N.B: Indication only, as cost of survey can be negotiated.

f Invoertarif / Import Tariff:

Sojabone/Soybeans = 8% op VAB / on FOB

Sonneblom/Sunflower = Vry / Free

Canola = 10% op VAB / on FOB

Grondbone/Groundnuts = 10% op VAB / on FOB

g Neem asb. Kennis dat Spoornet se spoorvrag op 1 April 2016 verander het na R246.10.

Please take note that on 1 April 2016 Spoornet railage cost changed to R246.10.

* Kwotasies is k.a.v. pryse. VAB pryse dus berekende pryse (kav minus vraggeld) / Quotes are c.i.f. prices. FOB prices are therefore calculated prices (cif minus freight rates).

13. EXPORT PARITY PRICES (b)

13. UITVOERPARITEITPRYSE (b)

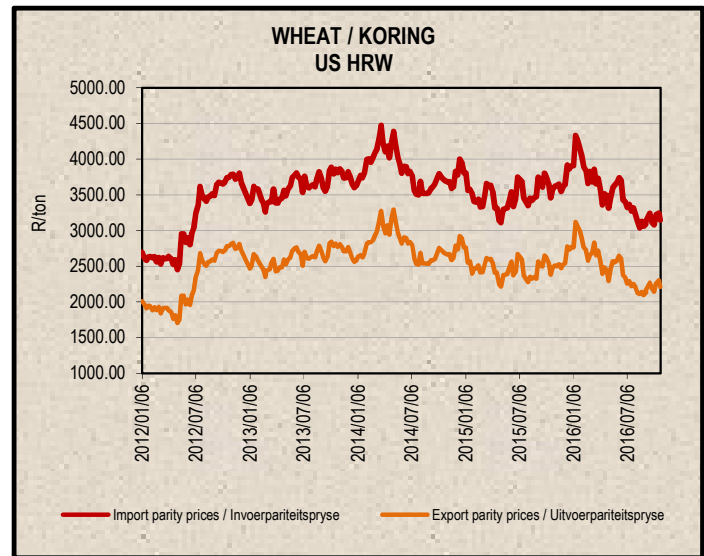
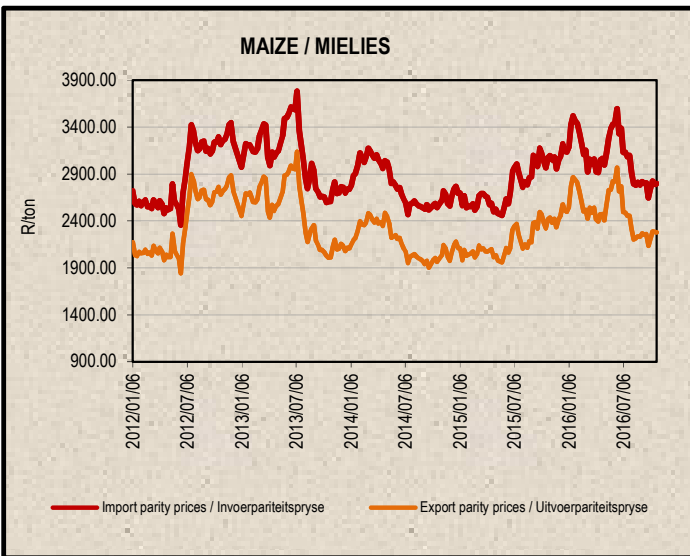
INDICATIVE EXPORT PARITY PRICES		2016/10/27			AANDUIDENDE UITVOERPARITEITSPRYSE	
This is only an example of how an export parity price can be calculated - it can vary according to need	US No3Y Maize/ Mielies Gulf/Golf (b)	US HRW Wheat/Koring Gulf/Golf (b)	US DNS 14% Wheat/Koring PNW (b)	Argentine Raw Runner 40/50 Groundnuts/ Grondbone (f)	Hierdie is slegs 'n voorbeeld van hoe 'n uitvoerpariteitsprys bereken kan word - dit kan varieer volgens behoeftes	
	Nov 16	Nov 16	Nov 16	Jun 17		
FOB Gulf value (\$/t)	167.00	192.00	248.00	1469.00	VAB Golfwaarde (\$/t)	
Difference in quality and locality of SA ¹ Maize: Plus US\$10 (\$/t)	\$10.00				Kwaliteits- en liggingsverskil van SA ¹ Mielies: Plus VSA\$10 (\$/t)	
Groundnuts: Less 3,5% of fob value				96,5%	Grondbone: Min 3,5% van vab waarde	
SA fob price (\$/t)	177.00	192.00	248.00	1417.59	SA vab prys (\$/t)	
Exchange rate (1\$=): (2016/10/25)	13.8599	13.8599	13.8599	13.8599	Wisselkoers (1\$=): (2016/10/25)	
FOB Gulf value (R/t)	2453.20	2661.10	3437.26	19647.66	VAB Golfwaarde (R/t)	
Marketing costs:					Bemerkings koste:	
Financing (Prime rate 10.50% - 30 days) (R/t)	21.17	22.97	29.66	169.56	Finansieringskoste (Primakoers 10.50% - 30 dae) (R/t)	
Railage: ² Randfontein – Durban harbour	246.10	246.10	246.10	-	Spoorvrag: ² Randfontein – Durbanhawe	
Loading costs: (R/t) ³ Durban Harbour (Mainly spout method)	151.88	163.20	163.20	467.13	Oplaaikoste: (R/t) ³ Durbanhawe (Hoofsaaklik regter metode)	
EXPORT REALISATION (R/t):					UITVOER REALISASIE (R/t):	
Randfontein	2034.05	2228.83	2998.30	19010.97	Randfontein	

Difference in quality and locality of SA (As requested by the industry) 1 *Kwaliteits- en liggingsverskil van SA (Soos deur die bedryf versoek)*

As from 14 June 2012, the discount/rebate will no longer be used to calculate the export parity price on US HRW and a new calculation will be added for US DNS, also without the discount/rebate. *Vanaf 14 Junie 2012 sal die diskonto/premie nie meer gebruik word by die berekening van die uitvoerpariteitprys van US HRW nie en 'n nuwe berekening word nou vir US DNS gedoen, ook sonder diskonto/premie.*

Railage costs: Please take note that on 1 April 2016 Spoormet railage cost changed to R246.10. 2 *Spoorvrag koste: Neem asb. Kennis dat Spoormet se spoorvrag op 1 April 2016 verander het na R246.10.*

Loading costs, received from Hull Blyth: Included: Cargo dues, handling, wharf supervision, agency/documentation, logistics & surveys (inspection of cargo). Excluded: Ship agent fees, health & PPECB inspections, storage facility & transport costs to storage facility, VAT & duties. 3 *Oplaaikoste, ontvang van Hull Blyth: Ingesluit: Kaagelde, hantering, kaaitoesig, agente/dokumentasie, logistiek & opnames (inspeksie van skeepsvrag) Uitgesluit: Skeepagentskaps-, inspeksie-, opbergings- en vervoerkoste na opbergingsfasiliteit, BTW & invoerbelasting.*



14. WEATHER

For local weather, please follow the link below:
www.weathersa.co.za

14. WEER

Vir plaaslike weer, volg asseblief die onderstaande skakel:
www.weathersa.co.za

15. SUNDRIES (g)

15. DIVERSE (g)

RSA GRAIN & OILSEED POSITION / RSA GRAAN & OLIESAAD POSISIE

		White Maize / Witmielies	Yellow Maize / Geelmielies	Total Maize / Totaal Mielies	Barley / Gars	Oats / hawer	Wheat / Koring
From:		2016/05	2016/05	2016/05	2015/10	2015/10	2015/10
Until:		2016/09	2016/09	2016/09	2016/09	2016/09	2016/09
Opening stock / beginvoorraad		1 307 867	1 163 200	2 471 067	210 704	18 288	596 823
Deliveries / Lewerings	(a)	2 811 090	3 391 646	6 202 736	329 845	38 463	1 406 368
Imports / Invoere		304 799	727 802	1 032 601	18 238	30 232	2 066 906
Utilisation / Aanwending	(b)	1 790 419	2 495 544	4 285 963	385 744	70 886	3 166 397
Exports / Uitvoere		237 035	150 506	387 541	6774	135	68 525
Sundries / Diverse	(c)	-18 401	5 735	-12 666	-3830	716	3 074
Unutilised stock/ Onaangewende voorraad		2 414 703	2 630 863	5 045 566	170 099	15 246	832 101

		Sorghum	Canola	Groundnuts / Grondbone	Soybeans / Sojabone	Sunflower / Sonneblom
From:		2016/03	2015/10	2016/03	2016/03	2016/03
Until:		2016/09	2016/09	2016/09	2016/09	2016/09
Opening stock / beginvoorraad		83 142	50 313	12 174	89 128	45 867
Deliveries / Lewerings	(a)	61 310	93 543	16 847	696 362	747 057
Imports / Invoere		51 286	0	25 017	267 556	18 418
Utilisation / Aanwending	(b)	101 495	127 930	34 805	675 916	389 488
Exports / Uitvoere		10 238	0	6 366	5 894	167
Sundries / Diverse	(c)	5 448	-460	-28	-483	2 087
Unutilised stock/ Onaangewende voorraad		78 557	16 386	12 895	371 719	419 600

Notes:

- (a) Deliveries directly from farms. / Lewerings direk vanaf plase.
 (b) Includes withdrawn by farmers, end-consumers and seed (d). / Ingesluit onttrekking deur produsente, eindverbruikers en saad vir plantdoeleindes (d).
 (c) Includes surplus and shortages. / Ingesluit surplusse en tekorte.
 (d) Seed: No seed information for maize and sorghum. / Saad: Geen saad inligting vir mielies en sorghum nie.

Sources /Bronne:

(a) = Safex; (b) = International Grains Council; (c) = CBOT; (d) = KCBT;
 (e) = Oil World; (f) = Georganos Peanut World; (g) = SAGIS..

* Formula according to ITAC (International Trade Administration Commission of South Africa)/
 Formule volgens ITAC (International Trade Administration Commission of South Africa)

SAGIS
 Nico Hawkins
 General Manager / Hoofbestuurder

Indemnity/Vrywaring: Although everything has been done to ensure the accuracy of the information, neither SAGIS nor any of its directors or employees takes any responsibility for actions or losses that might occur as a result of the usage of this information. / Alhoewel alles gedoen is om te verseker dat die inligting korrek is, aanvaar nie SAGIS of enige van sy direkteure of werknemers verantwoordelikheid vir enige aksies of verliese as gevolg van die inligting wat gebruik is nie.