

SAGIS WEEKLY BULLETIN / SAGIS WEEKLIKSE BULLETIN

1. Producer Deliveries (ton):			1. Produsentelewerings (ton):	
Commodity	Latest week/ Jongste week: 17 - 23 Sep 2016	Total: current marketing year/ Totaal: huidige bemarkingsjaar	Total: same period previous marketing year/ Totaal: selfde periode vorige bemarkingsjaar	Kommoditeit
White maize	28 034	2 816 652	4 122 271	Witmielies
Yellow maize	12 310	3 349 831	4 240 206	Geelmielies
Total: maize	40 344	6 166 483	8 362 477	Totaal: mielies
Wheat	1 122	1 405 244	1 699 546	Koring

2. Imports (ton):			2. Invoere (ton):	
2.1 Imports for RSA			2.1 Invoere vir RSA	
Commodity	Latest week/ Jongste week: 17 - 23 Sep 2016	Total: current marketing year/ Totaal: huidige bemarkingsjaar	Total: same period previous marketing year/ Totaal: selfde periode vorige bemarkingsjaar	Kommoditeit
White maize	15 686	330 634	6 395	Witmielies
Yellow maize	60 113	702 538	292 231	Geelmielies
Maize Total	75 799	1 033 172	298 626	Mielies Totaal
Wheat	51 141	2 028 879	1 832 441	Koring

Origin of imports / Oorsprong van invoere

White maize/Witmielies	Yellow maize/Geelmielies	Wheat/Koring
Mexico	Argentina	Argentina
USA	Brazil	Australia
		Canada
		Germany
		Lithuania
		Poland
		Russia
		Ukraine
		USA

2.2 Imports for other countries			2.2 Invoere vir ander lande	
Commodity	Latest week/ Jongste week: 17 - 23 Sep 2016	Total: current marketing year/ Totaal: huidige bemarkingsjaar	Total: same period previous marketing year/ Totaal: selfde periode vorige bemarkingsjaar	Kommoditeit
White maize	0	53 895	0	Witmielies
Yellow maize	0	398	0	Geelmielies
Maize Total	0	54 293	0	Mielies Totaal
Wheat	13 700	254 782	150 702	Koring

Origin of imports / Oorsprong van invoere

White maize/Witmielies	Yellow maize/Geelmielies	Wheat/Koring
Mexico	Argentina	Argentina
USA		Australia
		Canada
		Germany
		Lithuania
		Poland
		Russia
		Ukraine
		USA

3. Exports (ton):
3.1 RSA Exports

Commodity	Latest week/ Jongste week: 17 - 23 Sep 2016	Total: current marketing year/ Totaal: huidige bemarkingsjaar	Total: same period previous marketing year/ Totaal: selfde periode vorige bemarkingsjaar	Kommoditeit
White maize	13 225	202 995	155 374	Witmielies
Yellow maize	4 171	102 526	79 835	Geelmielies
Maize Total	17 396	305 521	235 209	Mielies Totaal
Wheat	0	53 358	274 255	Koring

Destination of exports / Bestemming van uitvoere

White maize/Witmielies	Yellow maize/Geelmielies	Wheat/Koring
Botswana	Botswana	Botswana
Lesotho	Korea	Lesotho
Malawi	Lesotho	Mozambique
Mozambique	Mozambique	Namibia
Namibia	Namibia	Swaziland
Swaziland	Swaziland	Zambia
Zimbabwe	Zambia	Zimbabwe
	Zimbabwe	

3.2 Imports for Exports

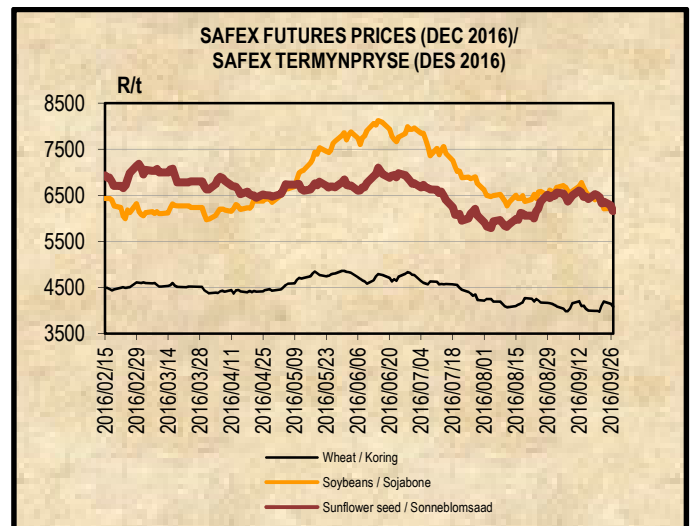
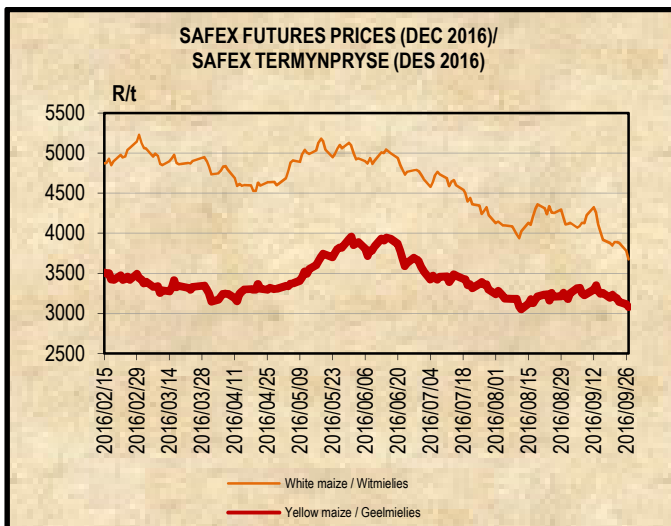
Commodity	Latest week/ Jongste week: 17 - 23 Sep 2016	Total: current marketing year/ Totaal: huidige bemarkingsjaar	Total: same period previous marketing year/ Totaal: selfde periode vorige bemarkingsjaar	Kommoditeit
White maize	1 478	49 584	0	Witmielies
Yellow maize	0	4 364	0	Geelmielies
Maize Total	1 478	53 948	0	Mielies Totaal
Wheat	11 264	247 976	147 364	Koring

3.2 Invoere vir Uitvoere
Destination of exports / Bestemming van uitvoere

White maize/Witmielies	Yellow maize/Geelmielies	Wheat/Koring
Lesotho	Namibia	Botswana
Zimbabwe	Swaziland	Lesotho
	Zimbabwe	Swaziland
		Zambia
		Zimbabwe

4. DOMESTIC PRICES PER SAFEX (R/t) (a)
4. PLAASLIKE PRYSE VOLGENS SAFEX (R/t) (a)

Commodity	Future Prices / Termynpryse (2016/09/27) R/ton					Kommoditeit
	Oct-16	Dec-16	Mar-17	May-17	Jul-17	
White maize	3647.00	3677.00	3478.00	2840.00	2640.00	Witmielies
Yellow maize	2962.00	3010.00	2983.00	2507.00	2500.00	Geelmielies
Wheat	4130.00	4088.00	4158.00	4258.00	4356.00	Koring
Sunflower	6010.00	6160.00	6159.00	5909.00	6010.00	Sonneblom
Soybeans	6125.00	6010.00	5959.00	5860.00	5980.00	Sojabone
Sorghum	N/A	3700.00	3792.00	3400.00	3381.00	Sorghum



5. IMPORT TARIFF ON MAIZE (b)*
5. INVOERTARIEF OP MIELIES (b)*

Derived US No2Y Yellow Maize fob (Gulf) (b)	2016-09-21	2016-09-22	2016-09-23	2016-09-26	2016-09-27	Afgeleide VSA No2Y Geelmielies vab (Golf) (b)
RSA Initial Reference Price	\$110.00					RSA Oorspronklike Verwysingsprys
Base price (\$/t)	117.65	117.65	117.65	117.65	117.65	Basisprys (\$/t)
Daily price (\$/t) (IGC)	166.60	163.60	163.60	160.60	161.60	Daaglikse prys (\$/t) (IGC)
Average of 21 days (\$/t)	164.17	163.89	163.65	163.41	163.31	Gemiddeld van 21 dae (\$/t)
Deviation from base price (\$/t)	-46.52	-46.24	-46.00	-45.76	-45.66	Afwyking van basisprys (\$/t)
Duty on maize (\$/t)	-54.17	-53.89	-53.65	-53.41	-53.31	Reg op mielies (\$/t)
Duty on maize (R/t)	-772.02	-766.48	-761.67	-757.03	-753.42	Reg op mielies (R/t)
R/\$ Exchange rate (average of 21 days)	14.2518	14.2231	14.1970	14.1739	14.1328	R/\$ Wisselkoers (gemiddeld van 21 dae)
Tariff Gazetted 2006/12/08	R0.00/t					Tarief gepubliseer 2006/12/08

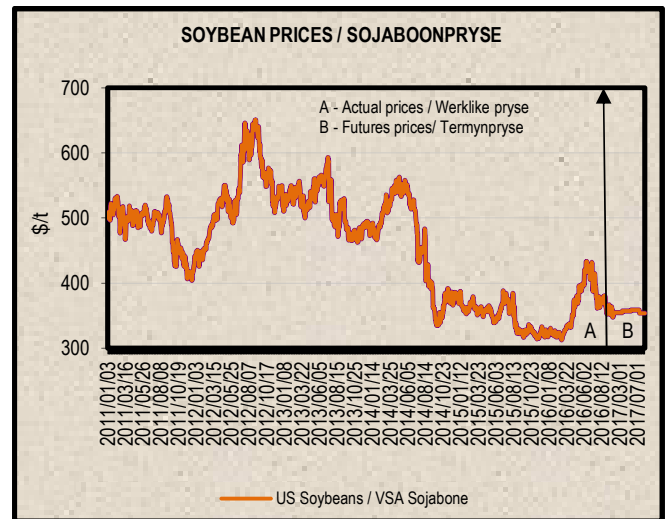
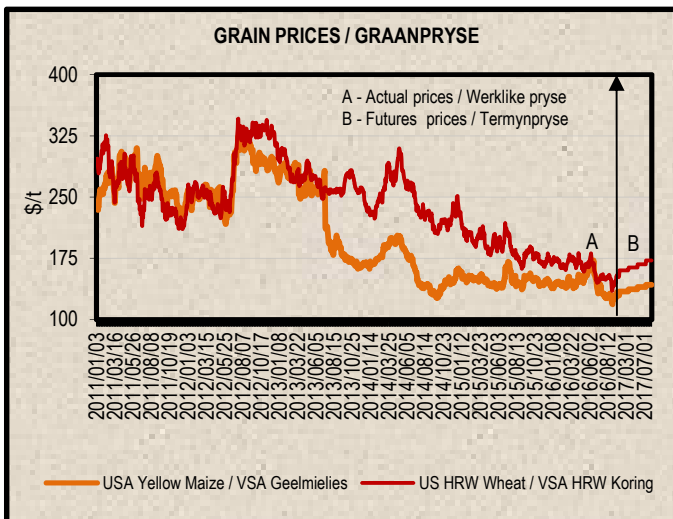
6. IMPORT TARIFF ON WHEAT (b)*
6. INVOERTARIEF OP KORING (b)*

US No2 HRW fob (Gulf)	2016/08/30	2016/09/06	2016/09/13	2016/09/20	2016/09/27	VSA No2 HRW vab (Golf)
RSA Initial Reference Price	\$294.00					RSA Oorspronklike Verwysingsprys
Base price (\$/t)	193.33	193.33	193.33	193.33	193.33	Basis prys (\$/t)
Weekly price (\$/t) (IGC)	176.00	180.00	183.00	196.00	194.00	Weeklikse prys (\$/t) (IGC)
3 Weeks moving average (\$/t)	186.67	182.67	179.67	186.33	191.00	3 Weke skuiwende gemiddeld (\$/t)
Number of weeks that the deviation is more than \$10		1	2			Aantal weke wat die afwyking meer as \$10 is
Deviation from base price (\$/t)	6.66	10.66	13.66	7.00	2.33	Afwyking van basisprys (\$/t)
Calculated Duty on wheat (\$/t)	107.33	111.33	114.33	107.67	103.00	Berekende Reg op koring (\$/t)
Calculated Duty on wheat (R/t)	1545.22	1588.89	1632.39	1497.93	1397.12	Berekende Reg op koring (R/t)
R/\$ Exchange rate	14.3969	14.2719	14.2779	13.4470	13.5643	R/\$ Wisselkoers
Tariff Gazetted 2016/08/22 (R/t)	R 1 591.40					Tarief gepubliseer 2016/08/22 (R/t)

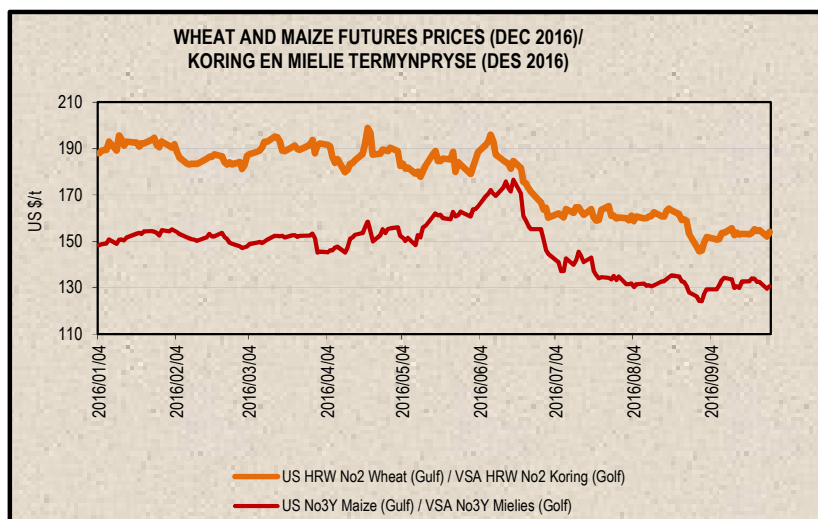
7. PRICES – INTERNATIONAL (US\$/t)

7. PRYSE - INTERNASIONAAL (VSA\$/t)

FOB (US\$/t)	Export Quotations/ Uitvoerkwotasie (b)(e)(f)				VAB (VSA\$/t)
	2016/09/27	2016/09/20	2016/09/13	2016/09/06	
US No 2 HRW Wheat (Gulf)	194.00	196.00	183.00	180.00	VSA No 2 HRW Koring (Golf)
US DNS Wheat 14% PNW	245.00	237.00	239.00	243.00	VSA DNS Koring 14% PNW
Argentine Wheat (Up River)	190.00	195.00	205.00	215.00	Argentynse Koring (Up River)
EC (France) Wheat (grade 1)	185.00	185.00	178.00	179.00	EU (Frankryk) Koring (graad 1)
EC (Germany) B Quality Wheat	188.00	188.00	184.00	187.00	EU (Duitsland) B Kwaliteit Koring
Black Sea Milling Wheat	169.00	168.00	170.00	172.00	Swart See Maalkoring
US No 3Y Maize (Gulf)	160.00	165.00	160.00	161.00	VSA No3Y Mielies (Golf)
Argentine Maize (Up River)	168.00	172.00	172.00	170.00	Argentynse Mielies (Up River)
US Sorghum (Gulf)	174.00	177.00	171.00	167.00	VSA Sorghum (Golf)
Argentine Sorghum (Up River)	157.00	160.00	157.00	154.00	Argentynse Sorghum (Up River)
US Soybeans (Gulf)	390.00	407.00	392.00	401.00	VSA Sojabone (Gulf)
Argentine Soybeans (Up River)	391.00	406.00	393.00	396.00	Argentynse Sojabone (Up River)
Canadian Canola	375.00	375.00	366.00	379.00	Kanadese Canola
Argentine Groundnuts Runners 40/50	1489.00	1489.00	1489.00	1489.00	Argentynse Grondbone 40/50 Runners
US Groundnuts Runners 40/50 shelled	1469.00	1469.00	1469.00	1469.00	VSA Grondbone 40/50 Runners uitgedop
Australian Maltng Barley (Gairdner Malt)	243.00	240.00	244.00	251.00	Australiese Moutgars (Gairdner Malt)



Futures prices (US\$/t) / Termynpryse (VSA\$/t) (c)(d) (2016/09/27)							
Commodity	Dec-16	Mar-17	May-17	Jul-17	Sep-17	Dec-17	Kommoditeit
US No3 Yellow maize	130.55	134.48	137.24	139.99	142.75	146.45	VSA No3 Geelmielies
US No2 HRW wheat	154.03	160.20	163.88	167.55	172.47	179.53	VSA No2 HRW koring
US Soybeans	n/a	354.65	356.78	358.47	353.47	n/a	VSA Sojabone



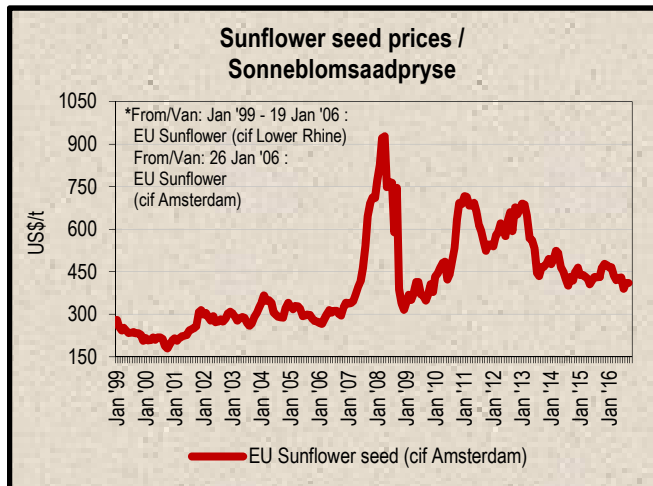
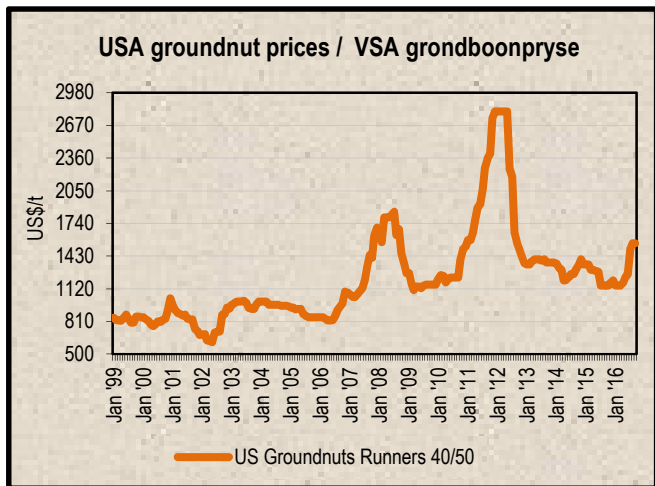
8. LOWEST REPRESENTATIVE ASKING PRICES
(US\$/t)(e)(f)(Prices of previous week)

8. LAAGSTE VERTEENWOORDIGENDE PRYSE GEVRA
(Pryse van vorige week)(VSA\$/t)(e)(f)

US\$/t	2016/09/22	2016/09/15	Change/ Verandering	VSA\$/t
Soybeans, Brazil, c.i.f. Rotterdam	410	396	3.5%	Sojabone, Brasilië, k.a.v. Rotterdam
Soybeans, USA, c.i.f. Rotterdam	409	395	3.5%	Sojabone, VSA, k.a.v. Rotterdam
Groundnuts, USA Runners 40/50*	N/A	1550	N/A	Grondbone, VSA Runners 40/50*
Groundnuts, Argentine Runners 40/50*	1570	1570	0.0%	Grondbone, Argentynse Runners 40/50*
Groundnut-oil, c.i.f. Rotterdam	1610	1620	-0.6%	Grondboon-olie, k.a.v. Rotterdam
Sunflower seed, EU c.i.f. Amsterdam	410	405	1.2%	Sonneblomsaad, EU k.a.v. Amsterdam
Sunflower-oil, EU (fob) N.W. Europe	835	810	3.1%	Sonneblom-olie, EU (vab) N.W. Eur.
Rapeseed, Europe, 00, c.i.f. Hamburg	428	421	1.7%	Raapsaad, Europa, 00, k.a.v. Hamburg

* Shelled, c.i.f. Rotterdam

* Uitgedop k a v Rotterdam



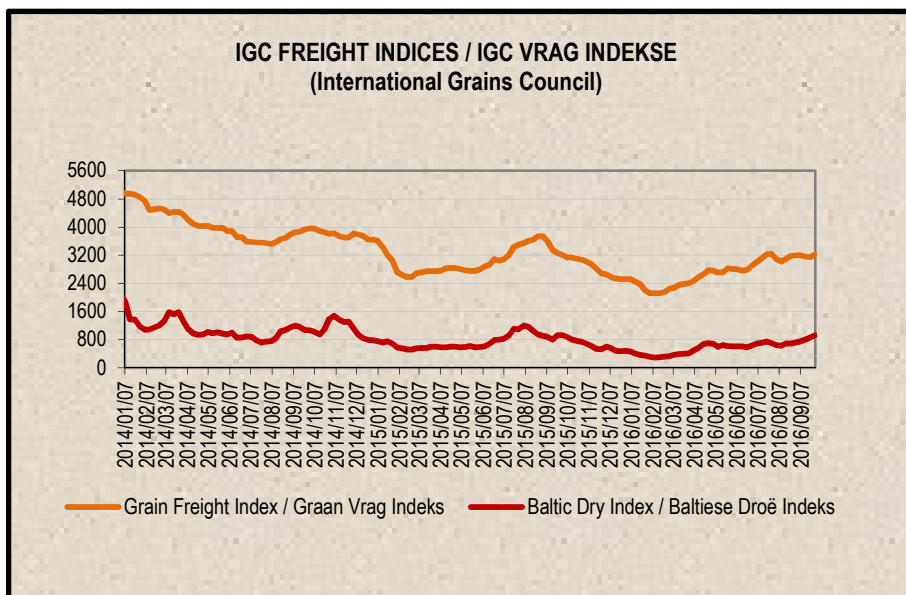
9. IGC FREIGHT INDICES (b)

9. IGC VRAG INDEKSE (b)

IGC FREIGHT INDICES / IGC VRAG INDEKSE							
	2016/08/23	2016/08/30	2016/09/06	2016/09/13	2016/09/20	2016/09/27	
Grain Freight Index*	3179	3199	3199	3160	3140	3218	Graan Vrag Indeks*
Baltic Dry Index	692	715	745	796	865	930	Baltiese Droë Indeks

* IGC Grain Freight Index represents 15 major grain routes, including five from the United States of America, and two each from other main exporting nations (including Argentina, Black Sea, Europe and Canada); with base an average of the four weeks ending 11 May 2005 = 6000. The updated indices will be available on Thursdays on SAGIS' website.

* IGC Graan Vrag Indeks verteenwoordig 15 hoof graanroetes, insluitende vyf vanaf die Verenigde State van Amerika, en twee elk van ander hoof uitvoermasies (insluitende Argentinie, Swart See, Europa en Kanada); met basis 'n gemiddeld van die vier weke geëindig 11 Mei 2005 = 6000. Die opgedateerde indekse sal Donderdae op SAGIS se webwerf beskikbaar.



10. IMPORT PARITY PRICES – SUMMER GRAINS (b)

10. INVOERPARITEITPRYSE - SOMERGRANE (b)

INVOERPARITEITPRYSE VAN SOMERGRANE (BTW UITGESLT)			2016/09/29			IMPORT PARITY PRICES OF SUMMER GRAINS (VAT EXCL)		
ITEM	Nota/ Note	Mielies/Maize	Mielies/Maize	Sorghum	Sorghum	Sorghum	ITEM	
		VSA/ USA Golf/Gulf (no.3Y)	Argentynse/ Argentine Up River	VSA/ USA Golf/Gulf	Argentynse/ Argentine Up River	Australiese/ Australian Brisbane		
		\$/t	\$/t	\$/t	\$/t	\$/t		
Internasionale VAB pryse	a	160.00	168.00	174.00	157.00	191.00	International FOB prices	
Vruggeld	b	21.00	20.00	21.00	20.00	12.00	Freight Rates	
Assuransie (0.3% van VAB)		0.48	0.50	0.52	0.47	0.57	Insurance (0.3% of FOB)	
1 KOSTE, ASSURANSIE EN VRAG (KAV) \$/T		181.48	188.50	195.52	177.47	203.57	1 COST, INSURANCE AND FREIGHT (CIF) \$/T	
R/\$ Wisselkoers op: 2016/09/27		13.5643	13.5643	13.5643	13.5643	13.5643	Converted to R/t	
2 KOSTE, ASSURANSIE EN VRAG (KAV) R/t		2461.65	2556.87	2652.09	2407.26	2761.28	2 COST, INSURANCE AND FREIGHT (CIF) R/t	
Finansieringskoste	c	21.24	22.07	22.89	20.77	23.83	Financing cost	
3 KOSTE, ASSURANSIE, VRAG EN FINANSIERING R/t		2482.89	2578.94	2674.98	2428.03	2785.11	3 COST, INSURANCE, FREIGHT AND FINANCING R/t	
Aflaaiikoste:	d, e			146.54	146.54	146.54	Discharging cost:	
- Kaapstad		122.93	122.93	n/a	n/a	n/a	- Cape Town	
- Durban		163.11	163.11	170.37	170.37	170.37	- Durban	
Invoertarif	f	0.00	0.00	70.81	63.89	77.72	Import Tariff	
4 VRY OP SPOOR (VOS) R/t		2605.82	2701.87	n/a	n/a	n/a	4 FREE ON RAIL (FOR) R/t	
- Kaapstad		2646.00	2742.05	2892.33	2638.46	3009.37	- Cape Town	
- Durban							- Durban	
Spoornragkoste	g	246.10	246.10	246.10	246.10	246.10	Railage cost	
- Durban na Randfontein							- Durban to Randfontein	
5 GELEWER:							5 DELIVERED:	
- Durban na Randfontein R/ton		2892.10	2988.15	3138.43	2884.56	3255.47	- Durban to Randfontein R/ton	

Notas/Notes:

a Bron van pryse en vraggeld : IGC GMI
Source of prices and freight rates: IGC GMI

2016/09/27

Termyn / Term	US\$/ton (VAB/FOB)	Vruggeld/Freight Rate:	US\$/ton
Mielies/Maize: VSA/USA (Golf/Gulf No.3Y)	160.00	US Golf / Gulf	21.00
Mielies/Maize: Argentinië/Argentina (Up River)	168.00	Argentinië / Argentina	20.00
Sorghum: VSA/USA (Golf / Gulf Milo)	174.00	Australië/Australia	12.00
Sorghum: Argentinië/Argentina (Up River)	157.00		
Sorghum: Australië/Australia (Brisbane)	191.00		

b Vruggeld: bereken vir vragle van +/- 20 000 - 30 000t / Freight rates: calculated for freights of +/- 20 000 - 30 000t.

c Finansieringskoste: 30 000t @ KAV @ primakoers vir 30 dae. Bron/Source: SARB 10.50% 2016/03/18
Financing cost: 30 000t @ CIF @ prime rate for 30 days.

d Aflaaiikoste / Discharging costs (R/ton):

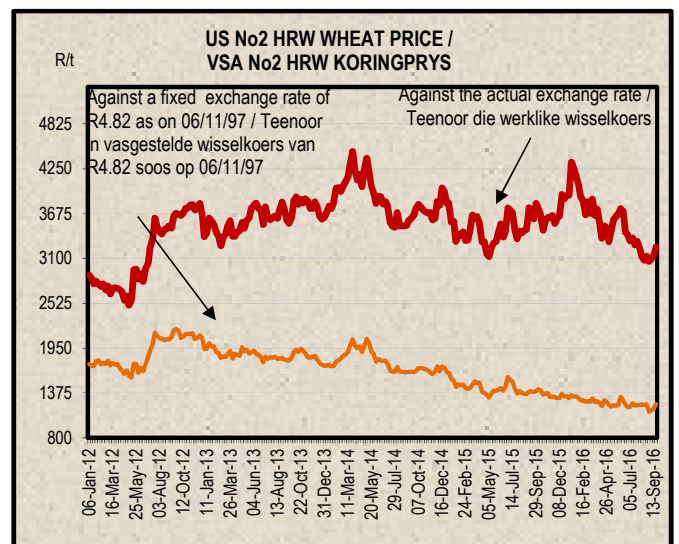
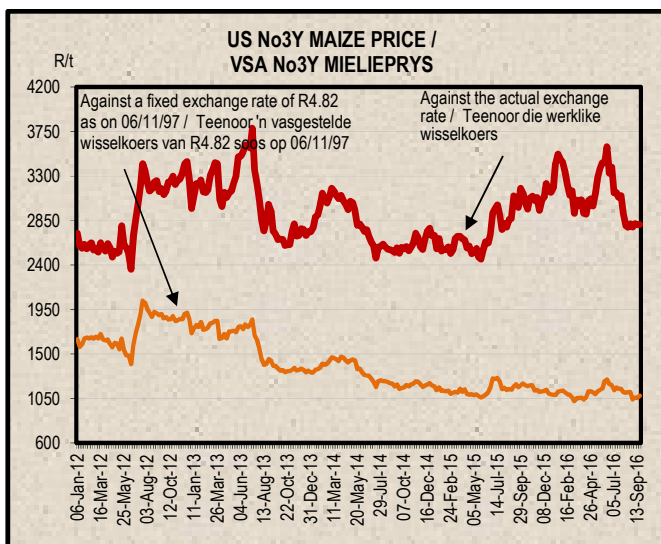
	Mielies/Maize:	Sorghum
Kaapstad /		
Cape Town:	122.93	n/a
Durban:	163.11	170.37

Bron / Source: Hull Blyth

e Ingesluit: Kaagelde, hantering, kaaitbesig, agente/dokumentasie, logistiek & opname (inspeksie van skeepsvrage) / Included: Wharfage, handling, wharf supervision, agent/documentation, logistic & survey (inspection of shipload).
Uitgesluit: Gesondheidsinspeksie-, skeepsagentskapfooi, strookbetsingsfooi vir GMO, opebergingskoste asook BTW en invoerbelasting / Excluded: Health inspection fee, Ship agency fee, strip testing fees for GMO, storage costs as well as VAT and import duty.
N.B: Slegs 'n aanduiding, aangesien koste van opname beding kan word / N.B: Indication only, as cost of survey can be negotiated.

f Invoertarif / Import Tariff:
Mielies/Maize = Vry / Free
Sorghum = 3% op VAB / on FOB

g Neem asb. kennis dat 'n verandering in Spoornet se spoornrag op 1 April 2016 plaasgevind het na R246.10.
Please take note that there was a change in Spoornet railage cost on 1 April 2016 to R246.10.



11. IMPORT PARITY PRICES – WINTER CEREALS (b)

11. INVOERPARITEITPARYSE - WINTERGRANE (b)

INVOERPARITEITPARYSE VAN WINTERGRANE (BTW UITGESLT)			2016/09/29				IMPORT PARITY PRICES OF WINTER CEREALS (VAT EXCL)		
ITEM	Nota/ Note	Koring/Wheat	Koring/Wheat	Koring/Wheat	Koring/Wheat	Gars/Barley	Gars/Barley	ITEM	
		VSA/ USA Golf/Gulf HRW	VSA/ USA PNW DNS	Argentynse/ Argentine Up River Trigo Pan	EU Duitsland/ Germany B kwaliteit/ quality	Australiese/ Australian Adelaide Mout/Malting	Franse/ French Rouen Mout/Malting		
Internasionale VAB pryse	a	194.00	245.00	190.00	188.00	243.00	220.00	International FOB prices	
Vraggeld	b	21.00	21.00	20.00	17.00	13.00	18.00	Freight Rates	
Assuransie (0.3% van VAB)		0.58	0.74	0.57	0.56	0.73	0.66	Insurance (0.3% of FOB)	
1 KOSTE, ASSURANSIE EN VRAG (KAV) \$/T		215.58	266.74	210.57	205.56	256.73	238.66	1 COST, INSURANCE AND FREIGHT (CIF) \$/T	
<i>Omskakel na R/t</i>								<i>Converted to R/t</i>	
R/\$ Wisselkoers op: 2016/09/27		13.5643	13.5643	13.5643	13.5643	13.5643	13.5643	R/\$ Exchange rate on: 2016/09/27	
2 KOSTE, ASSURANSIE EN VRAG (KAV) R/t		2924.19	3618.14	2856.23	2788.28	3482.36	3237.26	2 COST, INSURANCE AND FREIGHT (CIF) R/t	
Finansieringskoste	c	25.24	31.23	24.65	24.06	30.05	27.94	Financing cost	
3 KOSTE, ASSURANSIE, VRAG EN FINANSIERING R/t		2949.43	3649.37	2880.88	2812.34	3512.41	3265.20	3 COST, INSURANCE, FREIGHT AND FINANCING R/t	
AfLaakoste	d, e							Discharging cost	
3.1 Kaapstad (Hoofsaaklik kaaihykraan metode)		124.02	124.02	124.02	124.02	157.11	157.11	3.1 Cape Town (Mainly shore cranes method)	
3.2 Durban (Hoofsaaklik suig-in-silo metode)		163.11	163.11	163.11	163.11	170.37	170.37	3.2 Durban (Mainly suction into silo method)	
Invoertarif op koring	f	1591.40	1591.40	1591.40	1591.40	0.00	0.00	Import Tariff on wheat	
4 VRY OP SPOOR (VOS) R/t								4 FREE ON RAIL (FOR) R/t	
4.1 Kaapstadhawe		4664.85	5364.79	4596.30	4527.76	3669.52	3422.31	4.1 Cape Town Harbour	
4.2 Durbanhawe		4703.94	5403.88	4635.39	4566.85	3682.78	3435.57	4.2 Durban Harbour	
Spoorvragkoste	g							Railage cost	
- Kaapstad na Paarl		85.60	85.60	85.60	85.60	n/a	n/a	- Cape Town to Paarl	
- Durban na Randfontein		246.10	246.10	246.10	246.10	246.10	246.10	- Durban to Randfontein	
5 GELEWER:								5 DELIVERED:	
- Kaapstad na Paarl R/ton		4750.45	5450.39	4681.90	4613.36	n/a	n/a	- Cape Town to Paarl R/ton	
- Durban na Randfontein R/ton		4950.04	5649.98	4881.49	4812.95	3928.88	3681.67	- Durban to Randfontein R/ton	

Notas/Notes: 2016/09/29

a Bron van pryse en vraggeld : IGC GMI
Source of prices and freight rates: IGC GMI

Termyn / Term	VAB/FOB US\$/ton	Vraggeld / Freight Rate: US\$/ton	Gars/Barley = US\$ + 1
Ok/Oct 2016	194.00	US (Golf / Gulf)	21.00
Ok/Oct 2016	245.00	Argentinië / Argentine (Upriver)	20.00
Sep 2016	190.00	EEC (Bordeaux Hamburg)	17.00
Sep 2016	188.00	Australië / Australia (Eastern)	12.00
Sep 2016	243.00		
Sep 2016	220.00		

b Vraggeld: bereken vir vragte van +/- 20 000 - 30 000t / Freight rates: calculated for freights of +/- 20 000 - 30 000t

c Finansieringskoste: 30 000t @ KAV @ primakoers vir 30 dae. Bron/Source: SARB 10.50% 2016/03/18
Financing cost: 30 000t @ CIF @ prime rate for 30 days.

d AfLaakoste / Discharging cost (R/ton):

	Koring/Wheat:	Gars/Barley:
Kaapstad /		
Cape Town:	124.02	157.11
Durban:	163.11	170.37

Bron / Source: Hull Blyth

e Ingesluit: Kaaielde, hantering, kaaibesig, agente/dokumentasie, logistiek & opnames (inspeksie van skeepsvrag).
Included: Wharfage, handling, wharf supervision, agent/documentation, logistic & survey (inspection of shipload).
Uitgesluit: Gesondheidsinspeksie-, skeepagentskapfooi, strookbetsingsfooi vir GMO, obergingskoste asook BTW en invoerbelasting.
Excluded: Health inspection fee, ship agency fee, strip testing fees for GMO, storage costs as well as VAT and import duty.
N.B: Slegs 'n aanduiding, aangesien koste van opname beding kan word / N.B: Indication only, as cost of survey can be negotiated.

f Invoertarif / Import Tariff:
Koring/Wheat = R1591.40 p/ton
Gars/Barley = Vry/Free

g Neem asb. Kennis dat Spoorwet se spoorvrag op 1 April 2016 verander het soos volg:
Kaapstad na Paarl R85.60 en Durban na Randfontein R246.10.
Please take note that on 1 April 2016 Spoorwet railage cost changed as follows:
Cape Town to Paarl R85.60 and Durban to Randfontein R246.10.

12. IMPORT PARITY PRICES – OIL SEEDS (b)(e)(f)

12. INVOERPARITEITPRYSE - OLIESADE (b)(e)(f)

INVOERPARITEITPRYSE VAN OLIESADE (BTW UITGESLT)		2016/09/29							IMPORT PARITY PRICES OF OIL SEEDS (VAT EXCL)	
ITEM	Nota/ Note	Sojabone/ Soybeans	Sojabone/ Soybeans	Sojabone/ Soybeans	Sonneblom/ Sunflower	Canola	Grondbone/ Groundnuts	Grondbone/ Groundnuts	ITEM	
		VSA/ USA Golf/Gulf	Argentynse/ Argentine Up River	Brazilië/ Brazil Paranagua	EU Franse/ French Bordeaux	Kanadese/ Canadian Vancouver	Argentynse/ Argentine Raw Runners 40/50	VSA/ USA Raw Runners 40/50		
		\$/t	\$/t	\$/t	\$/t	\$/t	\$/t	\$/t		
Internasionale VAB pryse	a	390.00	391.00	409.00	407.00	375.00	1489.00 *	1469.00 *	International FOB prices	
Vraggeld	b	21.00	20.00	20.00	17.00	29.00	81.00	21.00	Freight Rates	
Assuransie (0.3% van VAB)		1.17	1.17	1.23	1.22	1.13	4.47	4.41	Insurance (0.3% of FOB)	
1 KOSTE, ASSURANSIE EN VRAG (KAV) \$/t Omskakel na R/t R/\$ Wisselkoers op: 2016/09/27		412.17	412.17	430.23	425.22	405.13	1574.47	1494.41	1 COST, INSURANCE AND FREIGHT (CIF) \$/t Converted to R/t R/\$ Exchange rate on: 2016/09/27	
2 KOSTE, ASSURANSIE EN VRAG (KAV) R/t		13.5643 R/t	13.5643 R/t	13.5643 R/t	13.5643 R/t	13.5643 R/t	13.5643 R/t	13.5643 R/t	2 COST, INSURANCE AND FREIGHT (CIF) R/t	
3 KOSTE, ASSURANSIE, VRAG EN FINANSIERING R/t	c	5590.80	5590.80	5835.77	5767.81	5495.30	21356.58	20270.63	3 COST, INSURANCE, FREIGHT AND FINANCING R/t	
Finansieringskoste		48.25	48.25	50.36	49.78	47.43	184.31	174.94	Financing cost	
4 VRY OP SPOOR (VOS) R/t Durban	d, e	5639.05	5639.05	5886.13	5817.59	5542.73	21540.89	20445.57	4 FREE ON RAIL (FOR) R/t Durban	
Aflaakoste: Durban	f	170.37	170.37	170.37	268.74	170.37	579.41	579.41	Discharging cost: Durban	
Invoertarif		423.21	424.29	443.82	0.00	508.66	2019.72	1992.60	Import Tariff	
5 GELEWER: - Durban na Randfontein R/ton	g	6232.63	6233.71	6500.32	6086.33	6221.76	24140.02	23017.58	5 DELIVERED: - Durban to Randfontein R/ton	
Spoorvragkoste - Durban na Randfontein		246.10	246.10	246.10	246.10	246.10	-	-	Railage cost - Durban to Randfontein	
		6478.73	6479.81	6746.42	6332.43	6467.86	-	-		

Notas/Notes:

a Bron van pryse en vraggeld / Source of prices and freight rates : IGC (GMI), Geogalos Peanut World & Oilworld

2016/09/27

Termyn / Term	US\$/ton (VAB/FOB)	Vraggeld/Freight Rate:	US\$/ton	
Sojabone/Soybeans: VSA/USA (Golf/Gulf)	Okt/Oct 2016	390.00	US Golf / Gulf	21.00
Sojabone/Soybeans: Argentinië/Argentina (Up River)	Sep 2016	391.00	Argentinië / Argentina	20.00
Sojabone/Soybeans: Brazilië/Brazil (Paranagua)	Sep 2016	409.00	EEC (Bordeaux/Hamburg)	17.00
Sonneblom/Sunflower: EU Frankryk/France (Bordeaux)	Okt/Oct 2016	407.00	Kanada/Canada (North Pacific)	29.00
Canola: Kanada/Canada (Vancouver)	Sep 2016	375.00	Grondbone/Groundnuts (ARG)	81.00
Grondbone/Groundnuts: Argentinië/Argentina (Raw Runner 40/50)	Okt/Oct 2016	1489.00		
Grondbone/Groundnuts: VSA/USA (Runners 40/50)	Okt/Oct 2016	1469.00		

b Vraggeld: bereken vir vragte van +/- 20 000 - 30 000t / Freight rates: calculated for freights of +/- 20 000 - 30 000t

c Finansieringskoste: 30 000t @ KAV @ primakoers vir 30 dae. Bron/Source: SARB 10.50% 2016/03/18

Financing cost: 30 000t @ CIF @ prime rate for 30 days.

d Aflaakoste / Discharging costs (R/ton):

	Sojabone/ Soybeans	Sonneblom/ Sunflower	Canola	Grondbone/ Groundnuts
Durban:	170.37	268.74	170.37	579.41

e Aflaakoste / Discharging fees:

Ingesluit: Kaaigelde, hantering, kaaioesig, agente/dokumentasie, logistiek & opnames (inspeksie van skeepsvrag) /

Included: Wharfage, handling, wharf supervision, agent/documentation, logistic & survey (inspection of shipload).

Uitgesluit: Gesondheidsinspeksie-, skeepsagentskapfooi, strooktoetsingsfooi vir GMO, opbergingskoste asook BTW en invoerbelasting /

Excluded: Health inspection fee, Ship agency fee, strip testing fees for GMO, storage costs as well as VAT and import duty.

N.B: Slegs 'n aanduiding, aangesien koste van opname beding kan word / N.B: Indication only, as cost of survey can be negotiated.

f Invoertarif / Import Tariff:

Sojabone/Soybeans = 8% op VAB / on FOB

Sonneblom/Sunflower = Vry / Free

Canola = 10% op VAB / on FOB

Grondbone/Groundnuts = 10% op VAB / on FOB

g Neem asb. Kennis dat Spoorwet se spoorvrag op 1 April 2016 verander het na R246.10.

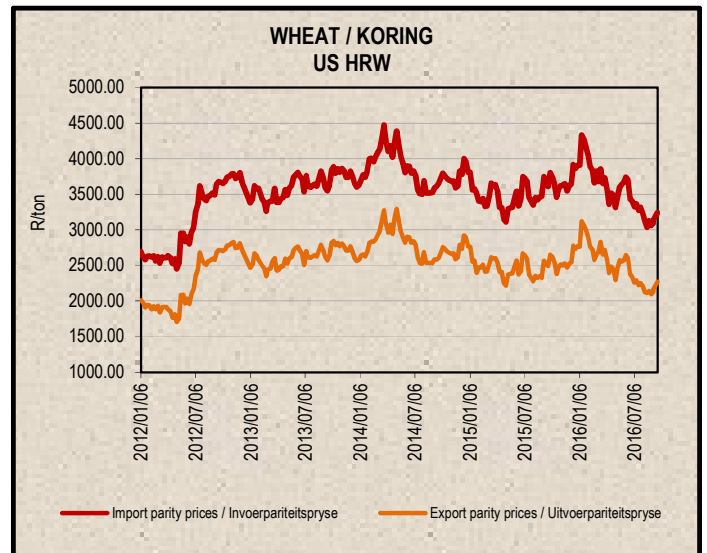
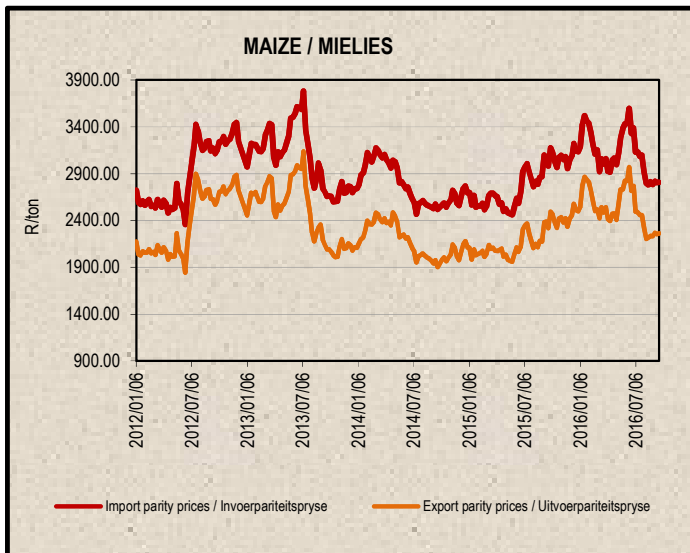
Please take note that on 1 April 2016 Spoorwet railage cost changed to R246.10.

* Kwotasies is k.a.v. pryse. VAB pryse dus berekende pryse (kav minus vraggeld) / Quotes are c.i.f. prices. FOB prices are therefore calculated prices (cif minus freight rates).

13. EXPORT PARITY PRICES (b)

13. UITVOERPARITEITPRYSE (b)

INDICATIVE EXPORT PARITY PRICES		2016/09/29			AANDUIDENDE UITVOERPARITEITSPRYSE	
	US No3Y Maize/ Mielies Gulf/Golf (b)	US HRW Wheat/Koring Gulf/Golf (b)	US DNS 14% Wheat/Koring PNW (b)	Argentine Raw Runner 40/50 Groundnuts/ Grondbone (f)		
	Oct/Okt 16	Oct/Okt 16	Oct/Okt 16	Oct/Okt 16		
This is only an example of how an export parity price can be calculated - it can vary according to need						Hierdie is slegs 'n voorbeeld van hoe 'n uitvoerpariteitsprys bereken kan word - dit kan varieer volgens behoefte
FOB Gulf value (\$/t)	160.00	194.00	245.00	1489.00		VAB Golfwaarde (\$/t)
Difference in quality and locality of SA ¹						Kwaliteits- en liggingsverskil van SA ¹
Maize: Plus US\$10 (\$/t)	\$10.00					Mielies: Plus VSA\$10 (\$/t)
Groundnuts: Less 3,5% of fob value				96,5%		Grondbone: Min 3,5% van vab waarde
SA fob price (\$/t)	170.00	194.00	245.00	1436.89		SA vab prys (\$/t)
Exchange rate (1\$=): (2016/09/27)	13.5643	13.5643	13.5643	13.5643		Wisselkoers (1\$=): (2016/09/27)
FOB Gulf value (R/t)	2305.93	2631.47	3323.25	19490.41		VAB Golfwaarde (R/t)
Marketing costs:						Bemarkings koste:
Financing (Prime rate 10.50% - 30 days) (R/t)	19.90	22.71	28.68	168.20		Finansieringskoste (Primakoers 10.50% - 30 dae) (R/t)
Railage: ²						Spoorvrag: ²
Randfontein – Durban harbour	246.10	246.10	246.10	-		Randfontein – Durbanhawe
Loading costs: (R/t) ³						Oplaaikoste: (R/t) ³
Durban Harbour (Mainly spout method)	151.88	163.20	163.20	467.13		Durbanhawe (Hoofsaaklik tregter metode)
EXPORT REALISATION (R/t):						UITVOER REALISASIE (R/t):
Randfontein	1888.05	2199.46	2885.27	18855.08		Randfontein
<i>Difference in quality and locality of SA (As requested by the industry)</i>			1			<i>Kwaliteits- en liggingsverskil van SA (Soos deur die bedryf versoek)</i>
<i>As from 14 June 2012, the discount/rebate will no longer be used to calculate the export parity price on US HRW and a new calculation will be added for US DNS, also without the discount/rebate.</i>						<i>Vanaf 14 Junie 2012 sal die diskonto/premie nie meer gebruik word by die berekening van die uitvoerpariteitprys van US HRW nie en 'n nuwe berekening word nou vir USDNS gedoen, ook sonder diskonto/premie.</i>
<i>Railage costs: Please take note that on 1 April 2016 Spoornet railage cost changed to R246.10.</i>			2			<i>Spoorvrag koste: Neem asb. Kennis dat Spoornet se spoorvrag op 1 April 2016 verander het na R246.10.</i>
<i>Loading costs, received from Hull Blyth: Included: Cargo dues, handling, wharf supervision, agency/documentation, logistics & surveys (inspection of cargo). Excluded: Ship agent fees, health & PPECB inspections, storage facility & transport costs to storage facility, VAT & duties.</i>			3			<i>Oplaaikoste, ontvang van Hull Blyth: Ingesluit: Kaagelde, hantering, kaaitoesig, agente/dokumentasie, logistiek & opnames (inspeksie van skeepsvrag) Uitgesluit: Skeepsagentskaps-, inspeksie-, opbergings- en vervoerkoste na opbergingsfasiliteit, BTW & invoerbelasting.</i>



14. WEATHER

For local weather, please follow the link below:
www.weathersa.co.za

14. WEER

Vir plaaslike weer, volg asseblief die onderstaande skakel:
www.weathersa.co.za

15. SUNDRIES (g)

15. DIVERSE (g)

RSA GRAIN & OILSEED POSITION / RSA GRAAN & OLIESAAD POSISIE						
	White Maize / Witmielies	Yellow Maize / Geelmielies	Total Maize / Totaal Mielies	Barley / Gars	Oats / hawer	Wheat / Koring
From:	2016/05	2016/05	2016/05	2015/10	2015/10	2015/10
Until:	2016/08	2016/08	2016/08	2016/08	2016/08	2016/08
Opening stock / beginvoorraad	1 307 867	1 163 200	2 471 067	210 704	18 288	596 823
Deliveries / Lewerings (a)	2 649 436	3 289 241	5 938 677	329 607	38 447	1 402 104
Imports / Invoere	228 205	491 841	720 046	18 238	30 232	1 860 666
Utilisation / Aanwending (b)	1 446 401	1 972 821	3 419 222	355 534	66 102	2 896 043
Exports / Uitvoere	187 589	119 667	307 256	4445	100	64 841
Sundries / Diverse (c)	-9 920	2 359	-7 561	-4042	727	-4 619
Unutilised stock/ Onaangewende voorraad	2 561 438	2 849 435	5 410 873	202 612	20 038	903 328

	Sorghum	Canola	Groundnuts / Grondbone	Soybeans / Sojabone	Sunflower / Sonneblom
From:	2016/03	2015/10	2016/03	2016/03	2016/03
Until:	2016/08	2016/08	2016/08	2016/08	2016/08
Opening stock / beginvoorraad	83 142	50 313	12 174	89 128	45 867
Deliveries / Lewerings (a)	58 266	92 802	16 117	693 206	741 607
Imports / Invoere	35 541	0	20 734	266 276	17 957
Utilisation / Aanwending (b)	87 147	119 315	29 727	590 116	307 555
Exports / Uitvoere	8 606	0	5 368	3 985	88
Sundries / Diverse (c)	5 474	-23	-108	1 058	3 563
Unutilised stock/ Onaangewende voorraad	75 722	23 823	14 038	453 451	494 225

Notes:

(a) Deliveries directly from farms. / Lewerings direk vanaf plase.

(b) Includes withdrawn by farmers, end-consumers and seed (d). / Ingesluit onttrekking deur produsente, eindverbruikers en saad vir plantdoeleindes (d).

(c) Includes surplus and shortages. / Ingesluit surplusse en tekorte.

(d) Seed: No seed information for maize and sorghum. / Saad: Geen saad inligting vir mielies en sorghum nie.

Sources /Bronne:

(a) = Safex; (b) = International Grains Council; (c) = CBOT; (d) = KCBT;

(e) = Oil World; (f) = Geogallos Peanut World; (g) = SAGIS.

* Formula according to ITAC (International Trade Administration Commission of South Africa)
 Formule volgens ITAC (International Trade Administration Commission of South Africa)

SAGIS

Nico Hawkins

General Manager / Hoofbestuurder

Indemnity/Vrywaring: Although everything has been done to ensure the accuracy of the information, neither SAGIS nor any of its directors or employees takes any responsibility for actions or losses that might occur as a result of the usage of this information. / Alhoewel alles gedoen is om te verseker dat die inligting korrek is, aanvaar nie SAGIS of enige van sy direkteure of werknemers verantwoordelikheid vir enige aksies of verliese as gevolg van die inligting wat gebruik is nie.