

3. Exports (ton):

3.1 RSA Exports

Commodity	Latest week/ Jongste week: 22 - 28 Oct/Okt 2016	Total: current marketing year/ Totaal: huidige bemarkingsjaar	Total: same period previous marketing year/ Totaal: selfde periode vorige bemarkingsjaar	Kommoditeit
White maize	9 178	255 375	192 056	Witmielies
Yellow maize	7 805	136 365	104 376	Geelmielies
Maize Total	16 983	391 740	296 432	Mielies Totaal
Wheat	538	1 277	10 367	Koring

Destination of exports / Bestemming van uitvoere

White maize/Witmielies	Yellow maize/Geelmielies	Wheat/Koring
Botswana	Botswana	Botswana
Lesotho	Korea	Namibia
Malawi	Lesotho	Zimbabwe
Mozambique	Mozambique	
Namibia	Namibia	
Swaziland	Swaziland	
Zimbabwe	Zambia	
	Zimbabwe	

3.2 Imports for Exports

Commodity	Latest week/ Jongste week: 22 - 28 Oct/Okt 2016	Total: current marketing year/ Totaal: huidige bemarkingsjaar	Total: same period previous marketing year/ Totaal: selfde periode vorige bemarkingsjaar	Kommoditeit
White maize	4 782	90 776	0	Witmielies
Yellow maize	0	4 364	0	Geelmielies
Maize Total	4 782	95 140	0	Mielies Totaal
Wheat	1 917	12 848	9 822	Koring

Destination of exports / Bestemming van uitvoere

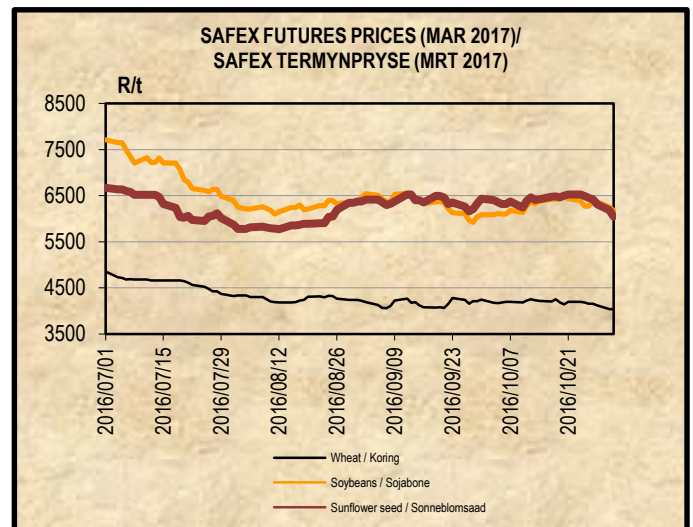
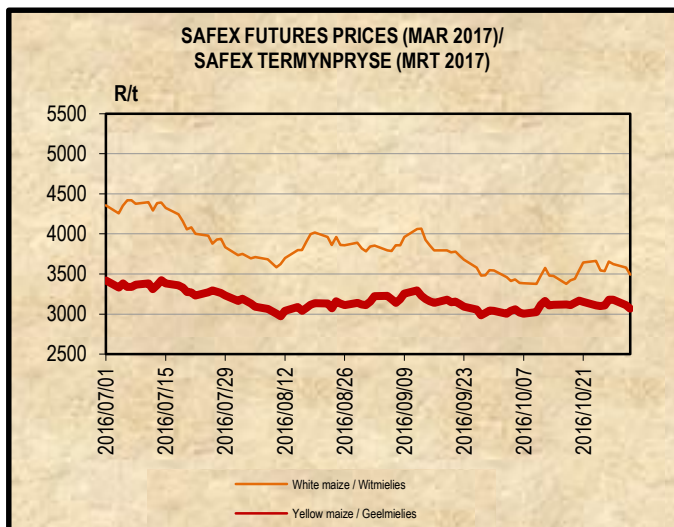
White maize/Witmielies	Yellow maize/Geelmielies	Wheat/Koring
Lesotho	Namibia	Botswana
Mozambique	Swaziland	Lesotho
Zimbabwe	Zimbabwe	Swaziland
		Zimbabwe

3.2 Invoere vir Uitvoere

4. DOMESTIC PRICES PER SAFEX (R/t) (a)

4. PLAASLIKE PRYSE VOLGENS SAFEX (R/t) (a)

Commodity	Future Prices / Termynpryse (2016/11/01) R/ton					Kommoditeit
	Nov-16	Dec-16	Mar-17	May-17	Jul-17	
White maize	3635.00	3653.00	3490.00	2755.00	2630.00	Witmielies
Yellow maize	3170.00	3178.00	3067.00	2587.00	2560.00	Geelmielies
Wheat	3909.00	3943.00	4039.00	4118.00	4193.00	Koring
Sunflower	5971.00	6050.00	6051.00	5740.00	5920.00	Sonneblom
Soybeans	6250.00	6200.00	6175.00	5922.00	6100.00	Sojabone
Sorghum	N/A	3416.00	3792.00	3416.00	3387.00	Sorghum



5. IMPORT TARIFF ON MAIZE (b)***5. INVOERTARIEF OP MIELIES (b)***

Derived US No2Y Yellow Maize fob (Gulf) (b)	2016-10-26	2016-10-27	2016-10-28	2016-10-31	2016-11-01	Afgeleide VSA No2Y Geelmielies vab (Golf) (b)
RSA Initial Reference Price	\$110.00					RSA Oorspronklike Verwysingsprys
Base price (\$/t)	117.65	117.65	117.65	117.65	117.65	Basisprys (\$/t)
Daily price (\$/t) (IGC)	170.60	172.60	171.60	171.60	168.60	Daaglikse prys (\$/t) (IGC)
Average of 21 days (\$/t)	165.60	166.17	166.65	166.98	167.08	Gemiddeld van 21 dae (\$/t)
Deviation from base price (\$/t)	-47.95	-48.52	-49.00	-49.33	-49.43	Afwyking van basisprys (\$/t)
Duty on maize (\$/t)	-55.60	-56.17	-56.65	-56.98	-57.08	Reg op mielies (\$/t)
Duty on maize (R/t)	-774.21	-783.30	-790.74	-794.72	-795.76	Reg op mielies (R/t)
R/\$ Exchange rate (average of 21 days)	13.9246	13.9451	13.9583	13.9473	13.9411	R/\$ Wisselkoers (gemiddeld van 21 dae)
Tariff Gazetted 2006/12/08	R0.00/t					Tarief gepubliseer 2006/12/08

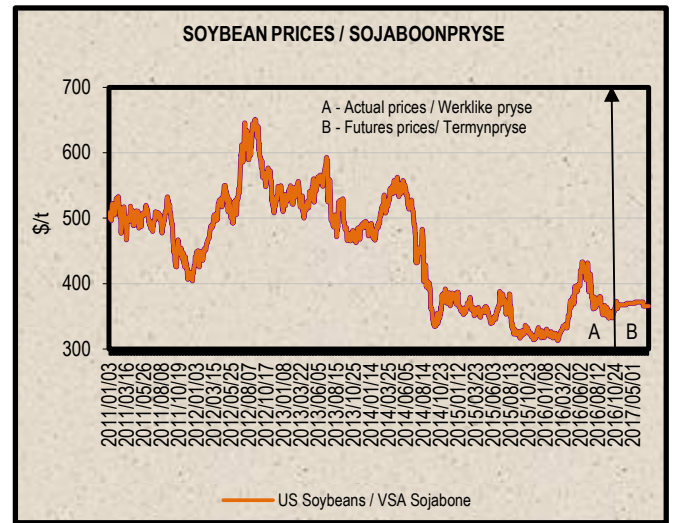
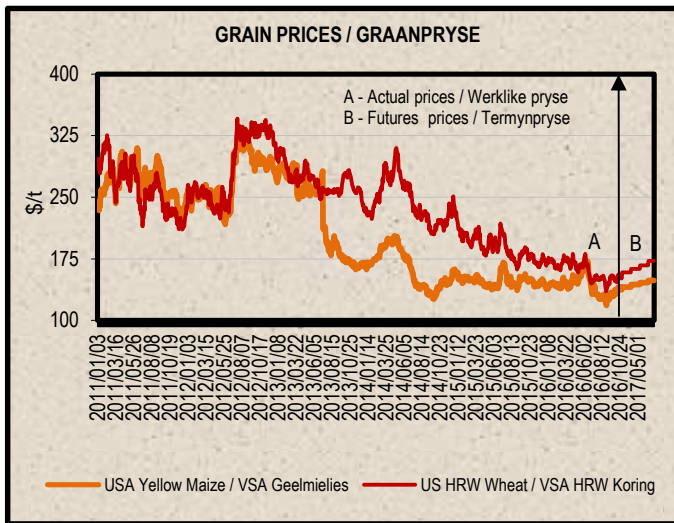
6. IMPORT TARIFF ON WHEAT (b)***6. INVOERTARIEF OP KORING (b)***

US No2 HRW fob (Gulf)	2016/10/04	2016/10/11	2016/10/18	2016/10/25	2016/11/01	VSA No2 HRW vab (Golf)
RSA Initial Reference Price	\$294.00					RSA Oorspronklike Verwysingsprys
Base price (\$/t)	193.33	193.33	193.33	193.33	193.33	Basis prys (\$/t)
Weekly price (\$/t) (IGC)	190.00	192.00	197.00	192.00	192.00	Weeklikse prys (\$/t) (IGC)
3 Weeks moving average (\$/t)	193.33	192.00	193.00	193.67	193.67	3 Weke skuiwende gemiddeld (\$/t)
Number of weeks that the deviation is more than \$10						Aantal weke wat die afwyking meer as \$10 is
Deviation from base price (\$/t)	0.00	1.33	0.33	-0.34	-0.34	Afwyking van basisprys (\$/t)
Calculated Duty on wheat (\$/t)	100.67	102.00	101.00	100.33	100.33	Berekende Reg op koring (\$/t)
Calculated Duty on wheat (R/t)	1370.75	1443.01	1417.73	1390.56	1354.79	Berekende Reg op koring (R/t)
R/\$ Exchange rate	13.6163	14.1472	14.0369	13.8599	13.5033	R/\$ Wisselkoers
Tariff Gazetted 2016/08/22 (R/t)	R 1 591.40					Tarief gepubliseer 2016/08/22 (R/t)

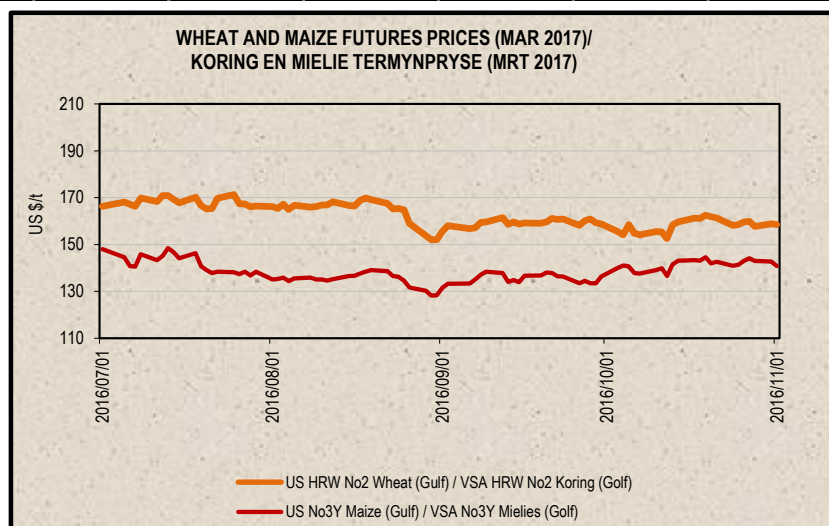
7. PRICES – INTERNATIONAL (US\$/t)

7. PRYSE - INTERNASIONAAL (VSA\$/t)

FOB (US\$/t)	Export Quotations/ Uitvoerkwotatie (b)(e)(f)				VAB (VSA\$/t)
	2016/11/01	2016/10/25	2016/10/18	2016/10/11	
US No 2 HRW Wheat (Gulf)	192.00	192.00	197.00	192.00	VSA No 2 HRW Koring (Golf)
US DNS Wheat 14% PNW	246.00	248.00	251.00	251.00	VSA DNS Koring 14% PNW
Argentine Wheat (Up River)	177.00	181.00	185.00	185.00	Argentynse Koring (Up River)
EC (France) Wheat (grade 1)	191.00	185.00	187.00	181.00	EU (Frankryk) Koring (graad 1)
EC (Germany) B Quality Wheat	190.00	186.00	188.00	182.00	EU (Duitsland) B Kwaliteit Koring
Black Sea Milling Wheat	179.00	176.00	176.00	174.00	Swart See Maalkoring
US No 3Y Maize (Gulf)	167.00	167.00	165.00	164.00	VSA No3Y Mielies (Golf)
Argentine Maize (Up River)	175.00	173.00	176.00	173.00	Argentynse Mielies (Up River)
US Sorghum (Gulf)	166.00	171.00	173.00	179.00	VSA Sorghum (Golf)
Argentine Sorghum (Up River)	161.00	161.00	163.00	160.00	Argentynse Sorghum (Up River)
US Soybeans (Gulf)	389.00	392.00	383.00	382.00	VSA Sojabone (Gulf)
Argentine Soybeans (Up River)	382.00	387.00	385.00	382.00	Argentynse Sojabone (Up River)
Canadian Canola	407.00	408.00	402.00	382.00	Kanadese Canola
Argentine Groundnuts Runners 40/50	1469.00	1469.00	1489.00	1489.00	Argentynse Grondbone 40/50 Runners
US Groundnuts Runners 40/50 shelled	1469.00	1469.00	1469.00	1469.00	VSA Grondbone 40/50 Runners uitgedop
Australian Malting Barley (Gairdner Malt)	198.00	192.00	195.00	193.00	Australiese Moutgars (Gairdner Malt)



Futures prices (US\$/t) / Termynpryse (VSA\$/t) (c)(d) (2016/11/01)							
Commodity	Dec-16	Mar-17	May-17	Jul-17	Sep-17	Dec-17	Kommoditeit
US No3 Yellow maize	137.40	140.78	143.69	146.29	148.97	152.04	VSA No3 Geelmielies
US No2 HRW wheat	151.97	158.51	162.92	167.18	172.40	179.31	VSA No2 HRW koring
US Soybeans	n/a	367.44	369.79	371.63	365.60	n/a	VSA Sojabone



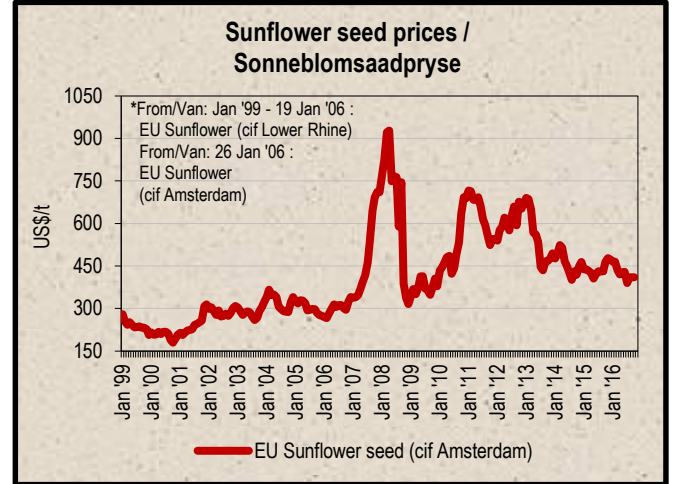
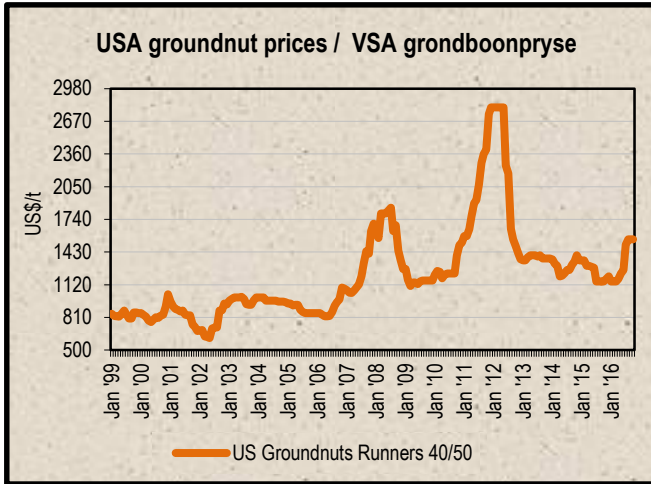
8. LOWEST REPRESENTATIVE ASKING PRICES
(US\$/t)(e)(f)(Prices of previous week)

8. LAAGSTE VERTEENWOORDIGENDE PRYSE GEVRA
(Pryse van vorige week)(VSA\$/t)(e)(f)

US\$/t	2016/10/27	2016/10/20	Change/ Verandering	VSA\$/t
Soybeans, Brazil, c.i.f. Rotterdam	427	413	3.4%	Sojabone, Brasilië, k.a.v. Rotterdam
Soybeans, USA, c.i.f. Rotterdam	414	404	2.5%	Sojabone, VSA, k.a.v. Rotterdam
Groundnuts, USA Runners 40/50*	1550	1550	0.0%	Grondbone, VSA Runners 40/50*
Groundnuts, Argentine Runners 40/50*	1550	1550	0.0%	Grondbone, Argentynse Runners 40/50*
Groundnut-oil, c.i.f. Rotterdam	1560	1560	0.0%	Grondboon-olie, k.a.v. Rotterdam
Sunflower seed, EU c.i.f. Amsterdam	415	415	0.0%	Sonneblomsaad, EU k.a.v. Amsterdam
Sunflower-oil, EU (fob) N.W. Europe	840	840	0.0%	Sonneblom-olie, EU (vab) N.W. Eur.
Rapeseed, Europe, 00, c.i.f. Hamburg	438	437	0.2%	Raapsaad, Europa, 00, k.a.v. Hamburg

* Shelled, c.i.f. Rotterdam

* Uitgedop k a v Rotterdam



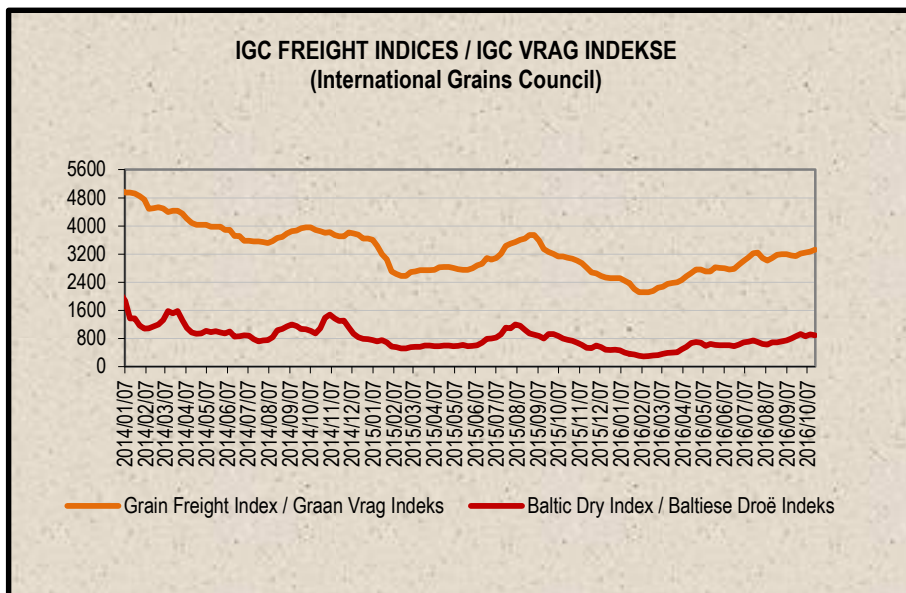
9. IGC FREIGHT INDICES (b)

9. IGC VRAG INDEKSE (b)

IGC FREIGHT INDICES / IGC VRAG INDEKSE							
	2016/09/13	2016/09/20	2016/09/27	2016/10/04	2016/10/11	2016/10/18	
Grain Freight Index*	3160	3140	3218	3247	3267	3325	Graan Vrag Indeks*
Baltic Dry Index	796	865	930	860	922	890	Baltiese Droë Indeks

* IGC Grain Freight Index represents 15 major grain routes, including five from the United States of America, and two each from other main exporting nations (including Argentina, Black Sea, Europe and Canada); with base an average of the four weeks ending 11 May 2005 = 6000. The updated indices will be available on Thursdays on SAGIS' website.

* IGC Graan Vrag Indeks verteenwoordig 15 hoof graanroetes, insluitende vyf vanaf die Verenigde State van Amerika, en twee elk van ander hoof uitvoermasies (insluitende Argentinië, Swart See, Europa en Kanada); met basis 'n gemiddeld van die vier weke geëindig 11 Mei 2005 = 6000. Die opgedateerde indekse sal Donderdae op SAGIS se webwerf beskikbaar.



10. IMPORT PARITY PRICES – SUMMER GRAINS (b)

10. INVOERPARITEITPRYSE - SOMERGRANE (b)

INVOERPARITEITPRYSE VAN SOMERGRANE (BTW UITGESLT)			2016/11/03					IMPORT PARITY PRICES OF SUMMER GRAINS (VAT EXCL)		
ITEM	Nota/ Note	Mielies/Maize	Mielies/Maize	Sorghum	Sorghum	Sorghum	ITEM			
		VSA/ USA Golf/Gulf (no.3Y) \$/t	Argentynse/ Argentine Up River \$/t	VSA/ USA Golf/Gulf \$/t	Argentynse/ Argentine Up River \$/t	Australiese/ Australian Brisbane \$/t				
Internasionale VAB pryse	a	167.00	175.00	166.00	161.00	197.00	International FOB prices			
Vraggeld	b	20.00	17.00	20.00	17.00	10.00	Freight Rates			
Assuransie (0.3% van VAB)		0.50	0.53	0.50	0.48	0.59	Insurance (0.3% of FOB)			
1 KOSTE, ASSURANSIE EN VRAG (KAV) \$/T		187.50	192.53	186.50	178.48	207.59	1 COST, INSURANCE AND FREIGHT (CIF) \$/T			
R/\$ Wisselkoers op: 2016/11/01	<i>Omskakel na R/t</i>	13.5033	13.5033	13.5033	13.5033	13.5033	R/\$ Exchange rate on: 2016/11/01			
2 KOSTE, ASSURANSIE EN VRAG (KAV) R/t		2531.87	2599.79	2518.37	2410.07	2803.15	2 COST, INSURANCE AND FREIGHT (CIF) R/t			
Finansieringskoste	c	21.85	22.44	21.73	20.80	24.19	Financing cost			
3 KOSTE, ASSURANSIE, VRAG EN FINANSIERING R/t		2553.72	2622.23	2540.10	2430.87	2827.34	3 COST, INSURANCE, FREIGHT AND FINANCING R/t			
Aflaaiikoste:	d, e			146.54	146.54	146.54	Discharging cost:			
- Kaapstad		122.93	122.93	n/a	n/a	n/a	- Cape Town			
- Durban		163.11	163.11	170.37	170.37	170.37	- Durban			
Invoertarif	f	0.00	0.00	67.25	65.22	79.80	Import Tariff			
4 VRY OP SPOOR (VOS) R/t		2676.65	2745.16	n/a	n/a	n/a	4 FREE ON RAIL (FOR) R/t			
- Kaapstad		2716.83	2785.34	2753.89	2642.63	3053.68	- Cape Town			
- Durban							- Durban			
Spoorvragkoste	g	246.10	246.10	246.10	246.10	246.10	Railage cost			
- Durban na Randfontein							- Durban to Randfontein			
5 GELEWER:							5 DELIVERED:			
- Durban na Randfontein R/ton		2962.93	3031.44	2999.99	2888.73	3299.78	- Durban to Randfontein R/ton			

Notas/Notes:

a Bron van pryse en vraggeld : IGC GMI
Source of prices and freight rates: IGC GMI

2016/11/01

Termyn / Term	US\$/ton (VAB/FOB)	Vraggeld/Freight Rate:	US\$/ton
Nov 2016	167.00	US Golf / Gulf	20.00
Nov 2016	175.00	Argentinië / Argentina	17.00
Nov 2016	166.00	Australië/Australia	10.00
Nov 2016	161.00		
Nov 2016	197.00		

b Vraggeld: bereken vir vragte van +/- 20 000 - 30 000t. / Freight rates: calculated for freights of +/- 20 000 - 30 000t.

c Finansieringskoste: 30 000t @ KAV @ primakoers vir 30 dae. Bron/Source: SARB 10.50% 2016/03/18
Financing cost: 30 000t @ CIF @ prime rate for 30 days.

d Aflaaiikoste / Discharging costs (R/ton):

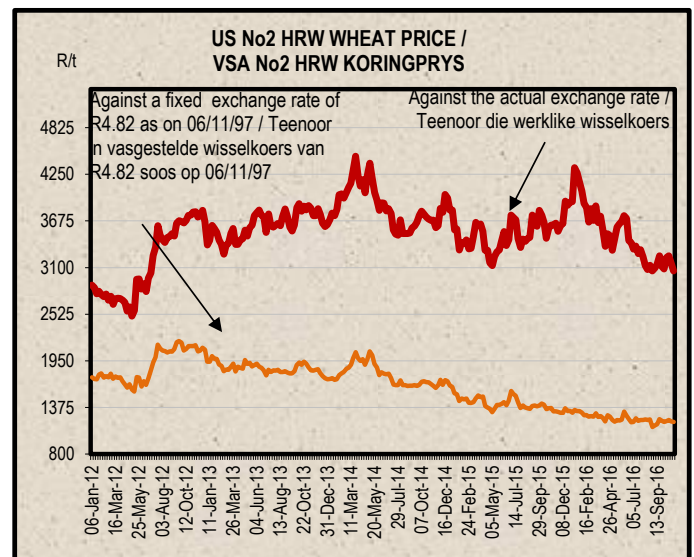
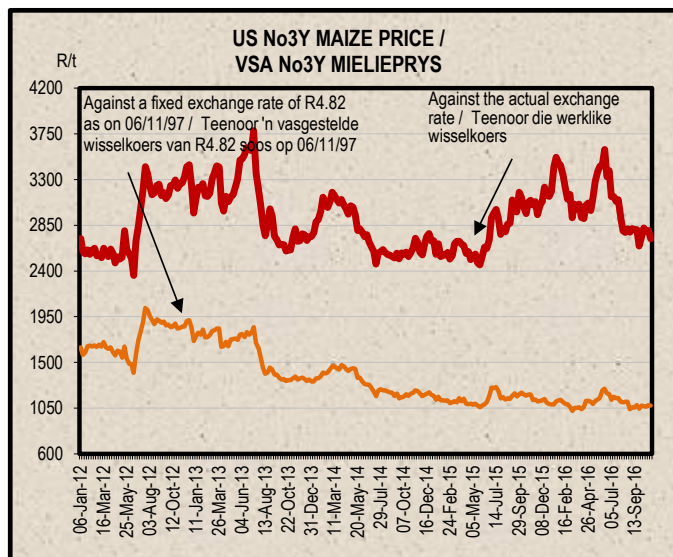
	Mielies/Maize:	Sorghum
Kaapstad / Cape Town:	122.93	n/a
Durban:	163.11	170.37

Bron / Source: Hull Blyth

e Ingesluit: Kaaigelde, hantering, kaaibesig, agente/dokumentasie, logistiek & opnames (inspeksie van skeepsvrag) / Included: Wharfage, handling, wharf supervision, agent/documentation, logistic & survey (inspection of shipload).
Uitgesluit: Gesondheidsinspeksie-, skeepsagentskaptoel, strookbetsingsfoel vir GMO, opbergingskoste asook BTW en invoerbelasting / Excluded: Health inspection fee, ship agency fee, strip testing fees for GMO, storage costs as well as VAT and import duty.
N.B: Slegs 'n aanduiding, aangesien koste van opname beding kan word / N.B: Indication only, as cost of survey can be negotiated.

f Invoertarif / Import Tariff
Mielies/Maize = Vry / Free
Sorghum = 3% op VAB / on FOB

g Neem asb. kennis dat 'n verandering in Spoorwet se spoorvrag op 1 April 2016 plaasgevind het na R246.10.
Please take note that there was a change in Spoorwet railage cost on 1 April 2016 to R246.10.



11. IMPORT PARITY PRICES – WINTER CEREALS (b)

11. INVOERPARITEITPRYSSE - WINTERGRANE (b)

INVOERPARITEITPRYSSE VAN WINTERGRANE (BTW UITGESLT)		2016/11/03						IMPORT PARITY PRICES OF WINTER CEREALS (VAT EXCL)	
ITEM	Nota/ Note	Koring/Wheat	Koring/Wheat	Koring/Wheat	Koring/Wheat	Gars/Barley	Gars/Barley	ITEM	
		VSA/ USA Golf/Gulf HRW	VSA/ USA PNW DNS	Argentynse/ Argentine Up River Trigo Pan	EU Duitsland/ Germany B kwaliteit/ quality	Australiese/ Australian Adelaide Mout/Malting	Frans/ French Rouen Mout/Malting		
Internasionale VAB pryse	a	192.00	246.00	177.00	190.00	198.00	212.00 *	International FOB prices	
Vraggeld	b	20.00	20.00	17.00	16.00	11.00	17.00	Freight Rates	
Assuransie (0.3% van VAB)		0.58	0.74	0.53	0.57	0.59	0.64	Insurance (0.3% of FOB)	
1 KOSTE, ASSURANSIE EN VRAG (KAV) \$/T		212.58	266.74	194.53	206.57	209.59	229.64	1 COST, INSURANCE AND FREIGHT (CIF) \$/T	
<i>Omskakel na R/t</i>								<i>Converted to R/t</i>	
R/\$ Wisselkoers op: 2016/11/01		13.5033	13.5033	13.5033	13.5033	13.5033	13.5033	R/\$ Exchange rate on: 2016/11/01	
2 KOSTE, ASSURANSIE EN VRAG (KAV) R/t		2870.53	3601.87	2626.80	2789.38	2830.16	3100.90	2 COST, INSURANCE AND FREIGHT (CIF) R/t	
Finansieringskoste	c	24.77	31.08	22.67	24.07	24.42	26.76	Financing cost	
3 KOSTE, ASSURANSIE, VRAG EN FINANSIERING R/t		2895.30	3632.95	2649.47	2813.45	2854.58	3127.66	3 COST, INSURANCE, FREIGHT AND FINANCING R/t	
Afblaikoste	d, e	124.02	124.02	124.02	124.02	157.11	157.11	Discharging cost	
3.1 Kaapstad (Hoofsaaklik kaaihykraan metode)		124.02	124.02	124.02	124.02	157.11	157.11	3.1 Cape Town (Mainly shore cranes method)	
3.2 Durban (Hoofsaaklik suig-in-silo metode)		163.11	163.11	163.11	163.11	170.37	170.37	3.2 Durban (Mainly suction into silo method)	
Invoertarif op koring	f	1591.40	1591.40	1591.40	1591.40	0.00	0.00	Import Tariff on wheat	
4 VRY OP SPOOR (VOS) R/t								4 FREE ON RAIL (FOR) R/t	
4.1 Kaapstadhawe		4610.72	5348.37	4364.89	4528.87	3011.69	3284.77	4.1 Cape Town Harbour	
4.2 Durbanhawe		4649.81	5387.46	4403.98	4567.96	3024.95	3298.03	4.2 Durban Harbour	
Spoorvragkoste	g							Railage cost	
- Kaapstad na Paarl		85.60	85.60	85.60	85.60	n/a	n/a	- Cape Town to Paarl	
- Durban na Randfontein		246.10	246.10	246.10	246.10	246.10	246.10	- Durban to Randfontein	
5 GELEWER:								5 DELIVERED:	
- Kaapstad na Paarl R/ton		4696.32	5433.97	4450.49	4614.47	n/a	n/a	- Cape Town to Paarl R/ton	
- Durban na Randfontein R/ton		4895.91	5633.56	4650.08	4814.06	3271.05	3544.13	- Durban to Randfontein R/ton	

Notas/Notes: 2016/11/01

a Bron van pryse en vraggeld: IGC GMI
Source of prices and freight rates: IGC GMI

Termyn / Term	VAB/FOB US\$/tn	Vraggeld / Freight Rate: US\$/tn	Gars/Barley = US\$ + 1
Nov 2016	192.00	US (Golf / Gulf)	20.00
Nov 2016	246.00	Argentinië / Argentine (Upriver)	17.00
Nov 2016	177.00	EEC (Bordeaux Hamburg)	16.00
Nov 2016	190.00	Australië / Australia (Eastern)	11.00
Nov 2016	198.00		
Nov 2016	212.00		

b Vraggeld: bereken vir vragte van +/- 20 000 - 30 000t / Freight rates: calculated for freights of +/- 20 000 - 30 000t

c Finansieringskoste: 30 000t @ KAV @ primakoers vir 30 dae. Bron/Source: SARB 10.50% 2016/03/18
Financing cost: 30 000t @ CIF @ prime rate for 30 days.

d Afblaikoste / Discharging cost (R/tn):

	Koring/Wheat:	Gars/Barley:
Kaapstad / Cape Town:	124.02	157.11
Durban:	163.11	170.37

Bron / Source: Hull Blyth

e Ingesluit: Kaagelde, hantering, kaaibesig, agente/dokumentasie, logistiek & opnames (inspeksie van skeepsvrag).
Included: Wharfage, handling, wharf supervision, agent/documentation, logistic & survey (inspection of shipload).
Uitgesluit: Gesondheidsinspeksie-, skeepagentskapfooi, strookbetsingsfooi vir GMO, obergingskoste asook BTW en invoerbelasting.
Excluded: Health inspection fee, Ship agency fee, strip testing fees for GMO, storage costs as well as VAT and import duty.
N.B: Slegs 'n aanduiding, aangesien koste van opname beding kan word / N.B: Indication only, as cost of survey can be negotiated.

f Invoertarif / Import Tariff:
Koring/Wheat = R1591.40 p/tn
Gars/Barley = Vry/Free

g Neem asb. Kennis dat Spoorwet se spoorvrag op 1 April 2016 verander het soos volg:
Kaapstad na Paarl R85.60 en Durban na Randfontein R246.10.
Please take note that on 1 April 2016 Spoorwet railage cost changed as follows:
Cape Town to Paarl R85.60 and Durban to Randfontein R246.10.

* Prys laaste ontvang: 2016/09/27 / Price last received: 2016/09/27.

12. IMPORT PARITY PRICES – OIL SEEDS (b)(e)(f)

12. INVOERPARITEITPRYSE - OLIESADE (b)(e)(f)

INVOERPARITEITPRYSE VAN OLIESADE (BTW UITGESLT)		2016/11/03							IMPORT PARITY PRICES OF OIL SEEDS (VAT EXCL)	
ITEM	Nota/ Note	Sojabone/ Soybeans	Sojabone/ Soybeans	Sojabone/ Soybeans	Sonneblom/ Sunflower	Canola	Grondbone/ Groundnuts	Grondbone/ Groundnuts	ITEM	
		VSA/ USA Golf/Gulf	Argentynse/ Argentine Up River	Brazilië/ Brazil Paranagua	EU Franse/ French Bordeaux	Kanadese/ Canadian Vancouver	Argentynse/ Argentine Raw Runners 40/50	VSA/ USA Raw Runners 40/50		
Internasionale VAB pryse	a	\$/t 389.00	\$/t 382.00	\$/t 405.00	\$/t 403.00	\$/t 407.00	\$/t 1469.00 *	\$/t 1469.00 *	International FOB prices	
Vraggeld	b	20.00	17.00	17.00	16.00	30.00	81.00	20.00	Freight Rates	
Assuransie (0.3% van VAB)		1.17	1.15	1.22	1.21	1.22	4.41	4.41	Insurance (0.3% of FOB)	
1 KOSTE, ASSURANSIE EN VRAG (KAV) \$/T Omskakel na R/t R/\$ Wisselkoers op: 2016/11/01		410.17	400.15	423.22	420.21	438.22	1554.41	1493.41	1 COST, INSURANCE AND FREIGHT (CIF) \$/T Converted to R/t R/\$ Exchange rate on: 2016/11/01	
2 KOSTE, ASSURANSIE EN VRAG (KAV) R/t		13.5033 R/t	13.5033 R/t	13.5033 R/t	13.5033 R/t	13.5033 R/t	13.5033 R/t	13.5033 R/t	2 COST, INSURANCE AND FREIGHT (CIF) R/t	
3 KOSTE, ASSURANSIE, VRAG EN FINANSIERING R/t	c	5538.65	5403.35	5714.87	5674.22	5917.42	20989.66	20165.96	3 COST, INSURANCE, FREIGHT AND FINANCING R/t	
Finansieringskoste		47.80	46.63	49.32	48.97	51.07	181.14	174.03	Financing cost	
4 VRY OP SPOOR (VOS) R/t Durban	d, e	5586.45	5449.98	5764.19	5723.19	5968.49	21170.80	20339.99	4 FREE ON RAIL (FOR) R/t Durban	
Aflaakoste: Durban	f	170.37	170.37	170.37	268.74	170.37	579.41	579.41	Discharging cost Durban	
Invoertarif		420.22	412.66	437.51	0.00	549.58	1983.63	1983.63	Import Tariff	
5 GELEWER: - Durban na Randfontein R/ton	g	6177.04	6033.01	6372.07	5991.93	6688.44	23733.84	22903.03	5 DELIVERED: - Durban to Randfontein R/ton	
Spoorvragkoste - Durban na Randfontein		246.10	246.10	246.10	246.10	246.10	-	-	Railage cost - Durban to Randfontein	
5 GELEWER: - Durban na Randfontein R/ton		6423.14	6279.11	6618.17	6238.03	6934.54	-	-		

Notas/Notes:

a Bron van pryse en vraggeld / Source of prices and freight rates : IGC (GMI), Geogalos Peanut World & Oilworld

2016/11/01

Termyn / Term	US\$/ton (VAB/FOB)	Vraggeld/Freight Rate:	US\$/ton
Sojabone/Soybeans: VSA/USA (Golf/Gulf)	Nov 2016 389.00	US Golf / Gulf	20.00
Sojabone/Soybeans: Argentinië/Argentina (Up River)	Nov 2016 382.00	Argentinië / Argentina	17.00
Sojabone/Soybeans: Brazilië/Brazil (Paranagua)	Nov 2016 405.00	EEC (Bordeaux/Hamburg)	16.00
Sonneblom/Sunflower: EU Frankryk/France (Bordeaux)	Nov 2016 403.00	Kanada/Canada (North Pacific)	30.00
Canola: Kanada/Canada (Vancouver)	Nov 2016 407.00	Grondbone/Groundnuts (ARG)	81.00
Grondbone/Groundnuts: Argentinië/Argentina (Raw Runner 40/50)	Jun 2017 1469.00		
Grondbone/Groundnuts: VSA/USA (Runners 40/50)	Nov 2016 1469.00		

b Vraggeld: bereken vir vragte van +/- 20 000 - 30 000t / Freight rates: calculated for freights of +/- 20 000 - 30 000t

c Finansieringskoste: 30 000t @ KAV @ primakoers vir 30 dae. Bron/Source: SARB 10.50% 2016/03/18

Financing cost: 30 000t @ CIF @ prime rate for 30 days.

d Aflaakoste / Discharging costs (R/ton):

Bron / Source: Hull Blyth

	Sojabone/ Soybeans	Sonneblom/ Sunflower	Canola	Grondbone/ Groundnuts
Durban:	170.37	268.74	170.37	579.41

e Aflaakoste / Discharging fees:

Ingesluit: Kaaigelde, hantering, kaaitoesig, agente/dokumentasie, logistiek & opnames (inspeksie van skeepsvrag) /

Included: Wharfage, handling, wharf supervision, agent/documentation, logistic & survey (inspection of shipload).

Uitgesluit: Gesondheidsinspeksie-, skeepagentskapfooi, strooktoetsingsfooi vir GMO, opbergingskoste asook BTW en invoerbelasting /

Excluded: Health inspection fee, Ship agency fee, strip testing fees for GMO, storage costs as well as VAT and import duty.

N.B: Slegs 'n aanduiding, aangesien koste van opname beding kan word / N.B: Indication only, as cost of survey can be negotiated.

f Invoertarif / Import Tariff:

Sojabone/Soybeans = 8% op VAB / on FOB

Sonneblom/Sunflower = Vry / Free

Canola = 10% op VAB / on FOB

Grondbone/Groundnuts = 10% op VAB / on FOB

g Neem asb. Kennis dat Spoornet se spoorvrag op 1 April 2016 verander het na R246.10.

Please take note that on 1 April 2016 Spoornet railage cost changed to R246.10.

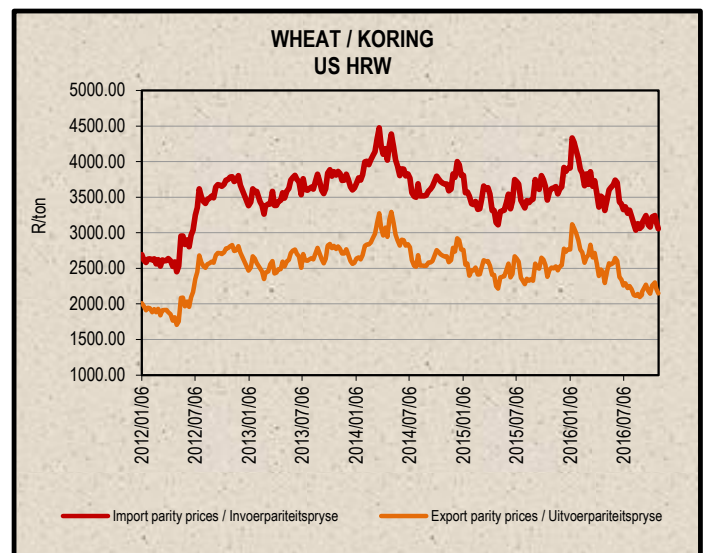
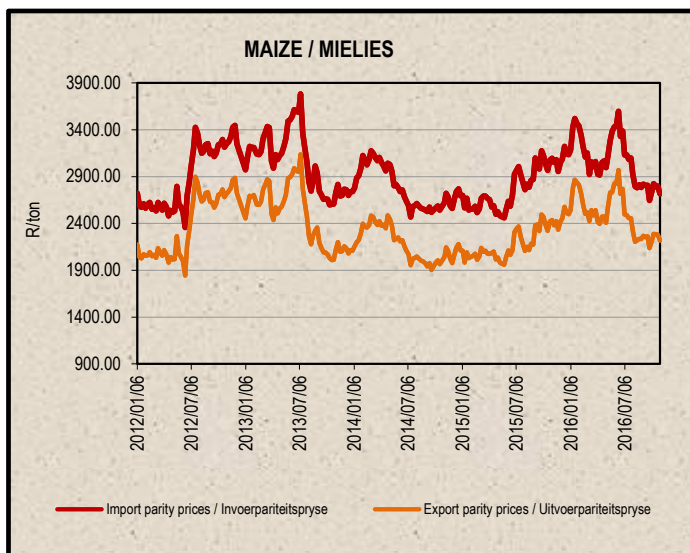
* Kwotasies is k.a.v. pryse. VAB pryse dus berekende pryse (kav minus vraggeld) / Quotes are c.i.f. prices. FOB prices are therefore calculated prices (cif minus freight rates).

13. EXPORT PARITY PRICES (b)

13. UITVOERPARITEITSPRYSE (b)

INDICATIVE EXPORT PARITY PRICES	2016/11/03				AANDUIDENDE UITVOERPARITEITSPRYSE
	US No3Y Maize/ Mielies Gulf/Golf (b)	US HRW Wheat/Koring Gulf/Golf (b)	US DNS 14% Wheat/Koring PNW (b)	Argentine Raw Runner 40/50 Groundnuts/ Grondbone (f)	
This is only an example of how an export parity price can be calculated - it can vary according to need	Nov 16	Nov 16	Nov 16	Jun 17	Hierdie is slegs 'n voorbeeld van hoe 'n uitvoerpariteitsprys bereken kan word - dit kan varieer volgens behoefte
FOB Gulf value (\$/t)	167.00	192.00	246.00	1469.00	VAB Golfwaarde (\$/t)
Difference in quality and locality of SA ¹ Maize: Plus US\$10 (\$/t) Groundnuts: Less 3,5% of fob value	\$10.00			96,5%	Kwaliteits- en liggingsverskil van SA ¹ Mielies: Plus VS\$10 (\$/t) Grondbone: Min 3,5% van vab waarde
SA fob price (\$/t)	177.00	192.00	246.00	1417.59	SA vab prys (\$/t)
Exchange rate (1\$=): (2016/11/01)	13.5033	13.5033	13.5033	13.5033	Wisselkoers (1\$=): (2016/11/01)
FOB Gulf value (R/t)	2390.08	2592.63	3321.81	19142.14	VAB Golfwaarde (R/t)
Marketing costs:					Bemerkings koste:
Financing (Prime rate 10.50% - 30 days) (R/t)	20.63	22.37	28.67	165.20	Finansieringskoste (Primakoers 10.50% - 30 dae) (R/t)
Railage: ² Randfontein – Durban harbour	246.10	246.10	246.10	-	Spoorvrag: ² Randfontein – Durbanhawe
Loading costs: (R/t) ³ Durban Harbour (Mainly spout method)	151.88	163.20	163.20	467.13	Oplaaikoste: (R/t) ³ Durbanhawe (Hoofsaaklik tregter metode)
EXPORT REALISATION (R/t):					UITVOER REALISASIE (R/t):
Randfontein	1971.47	2160.96	2883.84	18509.81	Randfontein

<p><i>Difference in quality and locality of SA</i> (As requested by the industry) As from 14 June 2012, the discount/rebate will no longer be used to calculate the export parity price on US HRW and a new calculation will be added for US DNS, also without the discount/rebate.</p> <p><i>Railage costs:</i> Please take note that on 1 April 2016 Spoornet railage cost changed to R246.10.</p> <p><i>Loading costs, received from Hull Blyth:</i> Included: Cargo dues, handling, wharf supervision, agency/documentation, logistics & surveys (inspection of cargo). Excluded: Ship agent fees, health & PPECB inspections, storage facility & transport costs to storage facility, VAT & duties.</p>	<p>1</p> <p>2</p> <p>3</p>	<p><i>Kwaliteits- en liggingsverskil van SA</i> (Soos deur die bedryf versoek) Vanaf 14 Junie 2012 sal die diskonto/premie nie meer gebruik word by die berekening van die uitvoerpariteitsprys van US HRW nie en 'n nuwe berekening word nou vir US DNS gedoen, ook sonder diskonto/premie.</p> <p><i>Spoorvrag koste:</i> Neem asb. Kennis dat Spoornet se spoorvrag op 1 April 2016 verander het na R246.10.</p> <p><i>Oplaaikoste, ontvang van Hull Blyth:</i> Ingesluit: Kaaigelde, hantering, kaaitoesig, agente/dokumentasie, logistiek & opnames (inspeksie van skeepsvrag) Uitgesluit: Skeepagentskaps-, inspeksie-, opbergings- en vervoerkoste na opbergingsfasiliteit, BTW & invoerbelasting.</p>
--	----------------------------	---



14. WEATHER

For local weather, please follow the link below:
www.weathersa.co.za

14. WEER

Vir plaaslike weer, volg asseblief die onderstaande skakel:
www.weathersa.co.za

Sources /Bronne:

(a) = Safex; (b) = International Grains Council; (c) = CBOT; (d) = KCBT;

(e) = Oil World; (f) = Geogalos Peanut World.

* Formula according to ITAC (International Trade Administration Commission of South Africa)/
Formule volgens ITAC (International Trade Administration Commission of South Africa)

SAGIS

Nico Hawkins

General Manager / Hoofbestuurder

Indemnity/Vrywaring: Although everything has been done to ensure the accuracy of the information, neither SAGIS nor any of its directors or employees takes any responsibility for actions or losses that might occur as a result of the usage of this information. / Alhoewel alles gedoen is om te verseker dat die inligting korrek is, aanvaar nie SAGIS of enige van sy direkteure of werknemers verantwoordelikheid vir enige aksies of verliese as gevolg van die inligting wat gebruik is nie.