

## SAGIS WEEKLY BULLETIN / SAGIS WEEKLIKSE BULLETIN

1. Producer Deliveries (ton):			1. Produsentelewerings (ton):	
Commodity	Latest week/ Jongste week: 05 - 11 Nov 2016	Total: current marketing year/ Totaal: huidige bemarkingsjaar	Total: same period previous marketing year/ Totaal: selfde periode vorige bemarkingsjaar	Kommoditeit
White maize	2 913	2 860 819	4 245 509	Witmielies
Yellow maize	3 932	3 442 765	4 347 193	Geelmielies
Total: maize	6 845	6 303 584	8 592 702	Totaal: mielies
Wheat	222 630	687 689	374 778	Koring

2. Imports (ton):			2. Invoere (ton):	
2.1 Imports for RSA			2.1 Invoere vir RSA	
Commodity	Latest week/ Jongste week: 05 - 11 Nov 2016	Total: current marketing year/ Totaal: huidige bemarkingsjaar	Total: same period previous marketing year/ Totaal: selfde periode vorige bemarkingsjaar	Kommoditeit
White maize	18 412	451 886	67 852	Witmielies
Yellow maize	0	942 549	411 351	Geelmielies
Maize Total	18 412	1 394 435	479 203	Mielies Totaal
Wheat	5 877	66 334	412 125	Koring

### Origin of imports / Oorsprong van invoere

White maize/Witmielies	Yellow maize/Geelmielies	Wheat/Koring
Mexico	Argentina	Canada
USA	Brazil	Russia
		USA

2.2 Imports for other countries			2.2 Invoere vir ander lande	
Commodity	Latest week/ Jongste week: 05 - 11 Nov 2016	Total: current marketing year/ Totaal: huidige bemarkingsjaar	Total: same period previous marketing year/ Totaal: selfde periode vorige bemarkingsjaar	Kommoditeit
White maize	1 337	140 212	0	Witmielies
Yellow maize	0	398	0	Geelmielies
Maize Total	1 337	140 610	0	Mielies Totaal
Wheat	12 386	31 354	28 582	Koring

### Origin of imports / Oorsprong van invoere

White maize/Witmielies	Yellow maize/Geelmielies	Wheat/Koring
Mexico	Argentina	Canada
USA		Russia

### 3. Exports (ton):

#### 3.1 RSA Exports

Commodity	Latest week/ Jongste week: 05 - 11 Nov 2016	Total: current marketing year/ Totaal: huidige bemarkingsjaar	Total: same period previous marketing year/ Totaal: selfde periode vorige bemarkingsjaar	Kommoditeit
White maize	12 359	277 392	208 752	Witmielies
Yellow maize	8 093	153 581	116 851	Geelmielies
Maize Total	20 452	430 973	325 603	Mielies Totaal
Wheat	757	2 256	13 734	Koring

### 3. Uitvoere (ton):

#### 3.1 RSA Uitvoere

#### Destination of exports / Bestemming van uitvoere

White maize/Witmielies	Yellow maize/Geelmielies	Wheat/Koring
Botswana	Botswana	Botswana
Lesotho	Korea	Namibia
Malawi	Lesotho	Swaziland
Mozambique	Mozambique	Zimbabwe
Namibia	Namibia	
Swaziland	Swaziland	
Zimbabwe	Zambia	
	Zimbabwe	

#### 3.2 Imports for Exports

Commodity	1 835	100 295	0	Witmielies
White maize	1 835	100 295	0	Witmielies
Yellow maize	0	4 364	0	Geelmielies
Maize Total	1 835	104 659	0	Mielies Totaal
Wheat	7 945	25 857	29 039	Koring

#### 3.2 Invoere vir Uitvoere

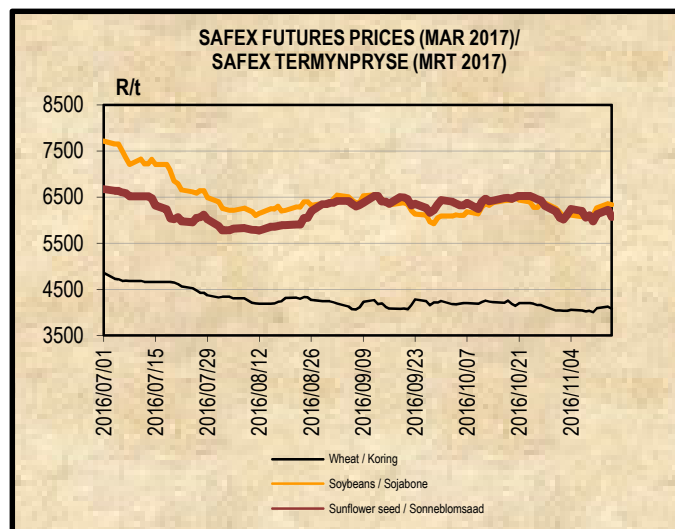
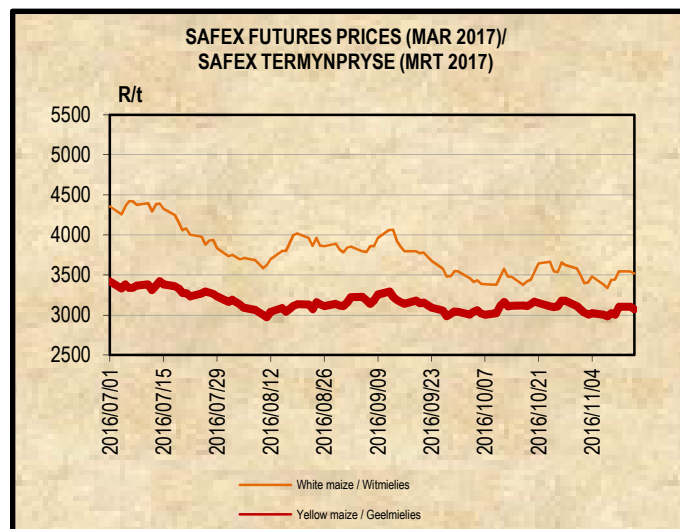
#### Destination of exports / Bestemming van uitvoere

White maize/Witmielies	Yellow maize/Geelmielies	Wheat/Koring
Lesotho	Namibia	Botswana
Mozambique	Swaziland	Lesotho
Zimbabwe	Zimbabwe	Swaziland
		Zimbabwe

### 4. DOMESTIC PRICES PER SAFEX (R/t) (a)

### 4. PLAASLIKE PRYSE VOLGENS SAFEX (R/t) (a)

Commodity	Future Prices / Termynpryse (2016/11/15) R/ton					Kommoditeit
	Nov-16	Dec-16	Mar-17	May-17	Jul-17	
White maize	3706.00	3709.00	3518.00	2650.00	2522.00	Witmielies
Yellow maize	3161.00	3161.00	3072.00	2530.00	2507.00	Geelmielies
Wheat	3967.00	3981.00	4082.00	4165.00	4212.00	Koring
Sunflower	6020.00	6080.00	6070.00	5810.00	5975.00	Sonneblom
Soybeans	6423.00	6453.00	6338.00	5988.00	6073.00	Sojabone
Sorghum	N/A	3792.00	3338.00	3347.00	3448.00	Sorghum



**5. IMPORT TARIFF ON MAIZE (b)\***
**5. INVOERTARIEF OP MIELIES (b)\***

Derived US No2Y Yellow Maize fob (Gulf) (b)	2016-11-09	2016-11-10	2016-11-11	2016-11-14	2016-11-15	Afgeleide VSA No2Y Geelmielies vab (Golf) (b)
RSA Initial Reference Price	<b>\$110.00</b>					RSA Oorspronklike Verwysingsprys
Base price (\$/t)	117.65	117.65	117.65	117.65	117.65	Basisprys (\$/t)
Daily price (\$/t) (IGC)	162.60	162.60	161.60	160.40	160.60	Daaglikse prys (\$/t) (IGC)
Average of 21 days (\$/t)	167.65	167.74	167.60	167.31	167.03	Gemiddeld van 21 dae (\$/t)
Deviation from base price (\$/t)	-50.00	-50.09	-49.95	-49.66	-49.38	Afwyking van basisprys (\$/t)
Duty on maize (\$/t)	-57.65	-57.74	-57.60	-57.31	-57.03	Reg op mielies (\$/t)
Duty on maize (R/t)	-798.14	-796.53	-794.26	-790.83	-786.50	Reg op mielies (R/t)
R/\$ Exchange rate (average of 21 days)	13.8445	13.7950	13.7892	13.7992	13.7909	R/\$ Wisselkoers (gemiddeld van 21 dae)
<b>Tariff Gazetted 2006/12/08</b>	<b>R0.00/t</b>					<b>Tarief gepubliseer 2006/12/08</b>

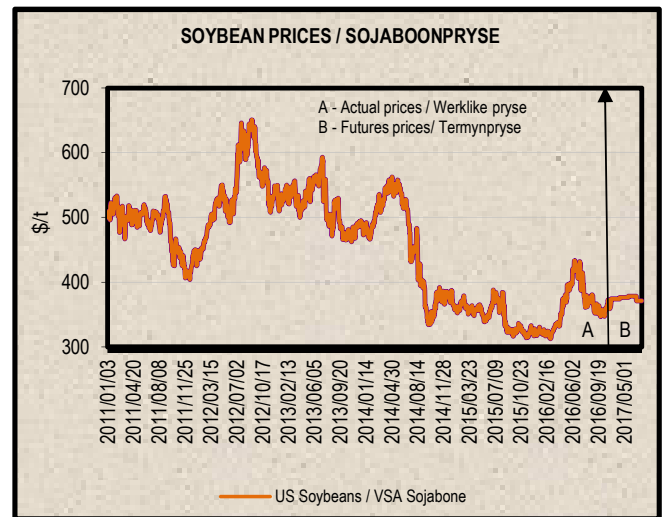
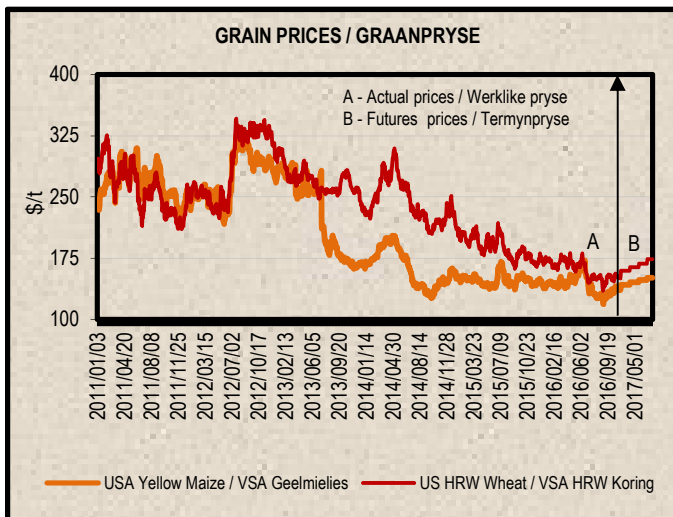
**6. IMPORT TARIFF ON WHEAT (b)\***
**6. INVOERTARIEF OP KORING (b)\***

US No2 HRW fob (Gulf)	2016/10/18	2016/10/25	2016/11/01	2016/11/08	2016/11/15	VSA No2 HRW vab (Golf)
RSA Initial Reference Price	<b>\$294.00</b>					RSA Oorspronklike Verwysingsprys
Base price (\$/t)	193.33	193.33	193.33	193.33	193.33	Basis prys (\$/t)
Weekly price (\$/t) (IGC)	197.00	192.00	192.00	193.00	190.00	Weeklikse prys (\$/t) (IGC)
3 Weeks moving average (\$/t)	193.00	193.67	193.67	192.33	191.67	3 Weke skuiwende gemiddeld (\$/t)
Number of weeks that the deviation is more than \$10						Aantal weke wat die afwyking meer as \$10 is
Deviation from base price (\$/t)	0.33	-0.34	-0.34	1.00	1.66	Afwyking van basisprys (\$/t)
Calculated Duty on wheat (\$/t)	101.00	100.33	100.33	101.67	102.33	Berekende Reg op koring (\$/t)
Calculated Duty on wheat (R/t)	1417.73	1390.56	1354.79	1364.15	1450.80	Berekende Reg op koring (R/t)
R/\$ Exchange rate	14.0369	13.8599	13.5033	13.4174	14.1777	R/\$ Wisselkoers
<b>Tariff Gazetted 2016/08/22 (R/t)</b>	<b>R 1 591.40</b>					<b>Tarief gepubliseer 2016/08/22 (R/t)</b>

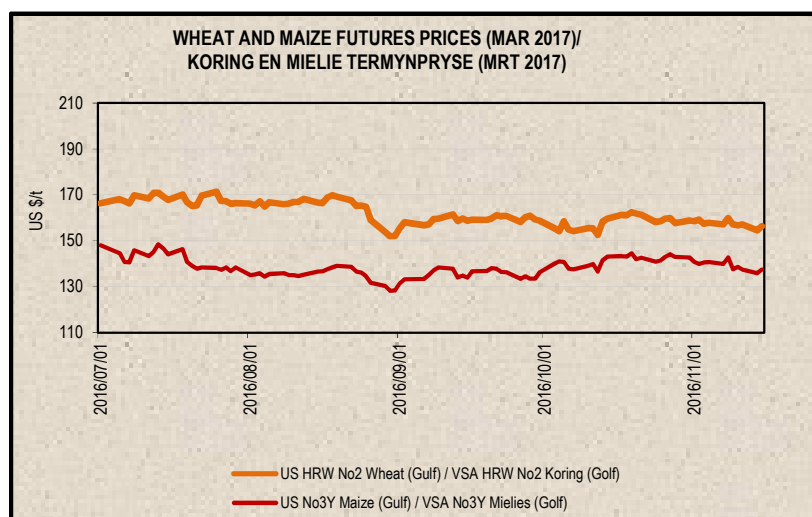
7. PRICES – INTERNATIONAL (US\$/t)

7. PRYSE - INTERNASIONAAL (VSA\$/t)

FOB (US\$/t)	Export Quotations/ Uitvoerkwotasie (b)(e)(f)				VAB (VSA\$/t)
	2016/11/15	2016/11/08	2016/11/01	2016/10/25	
US No 2 HRW Wheat (Gulf)	190.00	193.00	192.00	192.00	VSA No 2 HRW Koring (Golf)
US DNS Wheat 14% PNW	244.00	244.00	246.00	248.00	VSA DNS Koring 14% PNW
Argentine Wheat (Up River)	176.00	177.00	177.00	181.00	Argentynse Koring (Up River)
EC (France) Wheat (grade 1)	184.00	188.00	191.00	185.00	EU (Frankryk) Koring (graad 1)
EC (Germany) B Quality Wheat	187.00	189.00	190.00	186.00	EU (Duitsland) B Kwaliteit Koring
Black Sea Milling Wheat	169.00	181.00	179.00	176.00	Swart See Maalkoring
US No 3Y Maize (Gulf)	159.00	167.00	167.00	167.00	VSA No3Y Mielies (Golf)
Argentine Maize (Up River)	174.00	178.00	175.00	173.00	Argentynse Mielies (Up River)
US Sorghum (Gulf)	160.00	167.00	166.00	171.00	VSA Sorghum (Golf)
Argentine Sorghum (Up River)	158.00	163.00	161.00	161.00	Argentynse Sorghum (Up River)
US Soybeans (Gulf)	387.00	393.00	389.00	392.00	VSA Sojabone (Gulf)
Argentine Soybeans (Up River)	378.00	388.00	382.00	387.00	Argentynse Sojabone (Up River)
Canadian Canola	402.00	406.00	407.00	408.00	Kanadese Canola
Argentine Groundnuts Runners 40/50	1469.00	1469.00	1469.00	1469.00	Argentynse Grondbone 40/50 Runners
US Groundnuts Runners 40/50 shelled	1519.00	1519.00	1469.00	1469.00	VSA Grondbone 40/50 Runners uitgedop
Australian Malting Barley (Gairdner Malt)	201.00	199.00	198.00	192.00	Australiese Moutgars (Gairdner Malt)



Futures prices (US\$/t) / Termynpryse (VSA\$/t) (c)(d) (2016/11/15)							
Commodity	Dec-16	Mar-17	May-17	Jul-17	Sep-17	Dec-17	Kommoditeit
US No3 Yellow maize	134.40	137.47	140.31	143.06	145.74	149.28	VSA No3 Geelmielies
US No2 HRW wheat	149.91	156.31	160.64	164.76	170.12	176.88	VSA No2 HRW koring
US Soybeans	n/a	369.42	371.33	371.11	362.37	n/a	VSA Sojabone



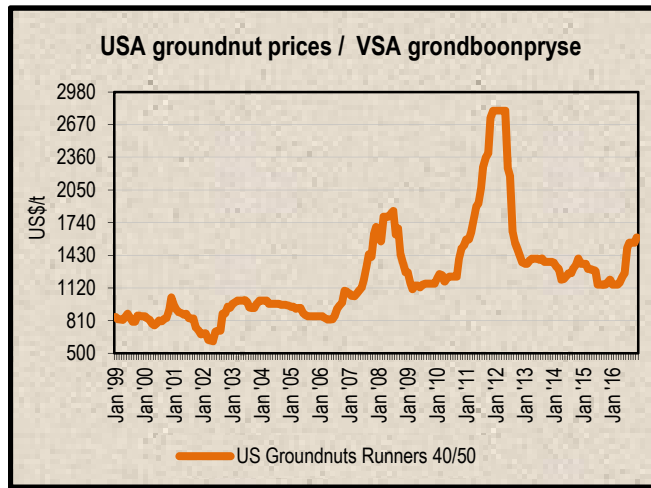
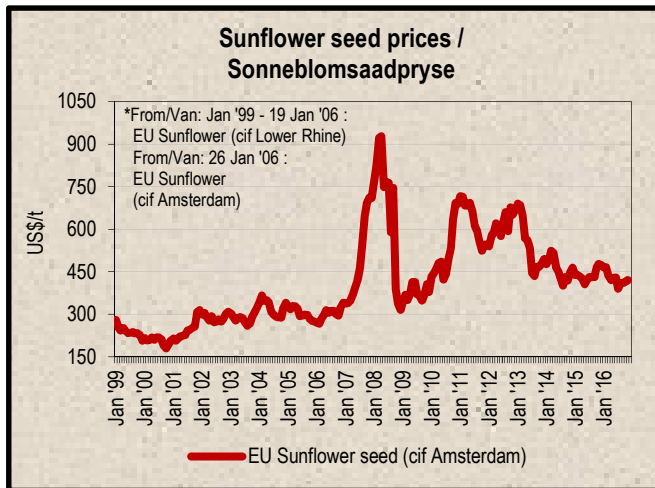
**8. LOWEST REPRESENTATIVE ASKING PRICES**  
(US\$/t)(e)(f)(Prices of previous week)

**8. LAAGSTE VERTEENWOORDIGENDE PRYSE GEVRA**  
(Pryse van vorige week)(VSA\$/t)(e)(f)

US\$/t	2016/11/10	2016/11/03	Change/ Verandering	VSA\$/t
Soybeans, Brazil, c.i.f. Rotterdam	419	407	2.9%	Sojabone, Brasilië, k.a.v. Rotterdam
Soybeans, USA, c.i.f. Rotterdam	412	397	3.8%	Sojabone, VSA, k.a.v. Rotterdam
Groundnuts, USA Runners 40/50*	1600	1600	0.0%	Grondbone, VSA Runners 40/50*
Groundnuts, Argentine Runners 40/50*	1550	1550	0.0%	Grondbone, Argentynse Runners 40/50*
Groundnut-oil, c.i.f. Rotterdam	1520	1540	-1.3%	Grondboon-olie, k.a.v. Rotterdam
Sunflower seed, EU c.i.f. Amsterdam	420	420	0.0%	Sonneblomsaad, EU k.a.v. Amsterdam
Sunflower-oil, EU (fob) N.W. Europe	833	830	0.4%	Sonneblom-olie, EU (vab) N.W. Eur.
Rapeseed, Europe, 00, c.i.f. Hamburg	433	441	-1.8%	Raapsaad, Europa, 00, k.a.v. Hamburg

\* Shelled, c.i.f. Rotterdam

\* Uitgedop k a v Rotterdam



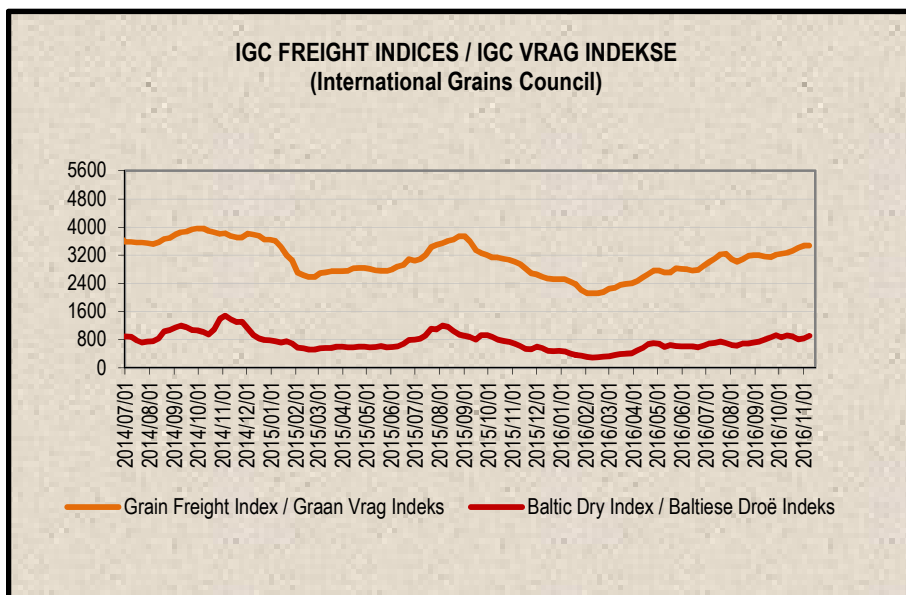
**9. IGC FREIGHT INDICES (b)**

**9. IGC VRAG INDEKSE (b)**

IGC FREIGHT INDICES / IGC VRAG INDEKSE							
	2016/10/11	2016/10/18	2016/10/25	2016/11/01	2016/11/08	2016/11/15	
Grain Freight Index*	3267	3325	3403	3472	3472	3520	Graan Vrag Indeks*
Baltic Dry Index	922	890	813	838	911	1084	Baltiese Droë Indeks

\* IGC Grain Freight Index represents 15 major grain routes, including five from the United States of America, and two each from other main exporting nations (including Argentina, Black Sea, Europe and Canada); with base an average of the four weeks ending 11 May 2005 = 6000. The updated indices will be available on Thursdays on SAGIS' website.

\* IGC Graan Vrag Indeks verteenwoordig 15 hoof graanroetes, insluitende vyf vanaf die Verenigde State van Amerika, en twee elk van ander hoof uitvoermasies (insluitende Argentinië, Swart See, Europa en Kanada); met basis 'n gemiddeld van die vier weke geëindig 11 Mei 2005 = 6000. Die opgedateerde indekse sal Donderdae op SAGIS se webwerf beskikbaar.



10. IMPORT PARITY PRICES – SUMMER GRAINS (b)

10. INVOERPARITEITPRYSE - SOMERGRANE (b)

INVOERPARITEITPRYSE VAN SOMERGRANE (BTW UITGESLT)			2016/11/17		IMPORT PARITY PRICES OF SUMMER GRAINS (VAT EXCL)		
ITEM	Nota/ Note	Mielies/Maize	Mielies/Maize	Sorghum	Sorghum	Sorghum	ITEM
		VSA/ USA Golf/Gulf (no.3Y) \$/t	Argentynse/ Argentine Up River \$/t	VSA/ USA Golf/Gulf \$/t	Argentynse/ Argentine Up River \$/t	Australiese/ Australian Brisbane \$/t	
Internasionale VAB pryse	a	159.00	174.00	160.00	158.00	199.00	International FOB prices
Vruggeld	b	23.00	22.00	23.00	22.00	14.00	Freight Rates
Assuransie (0.3% van VAB)		0.48	0.52	0.48	0.47	0.60	Insurance (0.3% of FOB)
1 KOSTE, ASSURANSIE EN VRAG (KAV) \$/T		182.48	196.52	183.48	180.47	213.60	1 COST, INSURANCE AND FREIGHT (CIF) \$/T
R/\$ Wisselkoers op: 2016/11/15		14.1777	14.1777	14.1777	14.1777	14.1777	Converted to R/t
2 KOSTE, ASSURANSIE EN VRAG (KAV) R/t		2587.15	2786.20	2601.32	2558.65	3028.36	2 COST, INSURANCE AND FREIGHT (CIF) R/t
Finansieringskoste	c	22.33	24.05	22.45	22.08	26.14	Financing cost
3 KOSTE, ASSURANSIE, VRAG EN FINANSIERING R/t		2609.48	2810.25	2623.77	2580.73	3054.50	3 COST, INSURANCE, FREIGHT AND FINANCING R/t
Aflaaiikoste:	d, e						Discharging cost:
- Kaapstad		122.93	122.93	n/a	n/a	n/a	- Cape Town
- Durban		163.11	163.11	170.37	170.37	170.37	- Durban
Invoertarif	f	0.00	0.00	68.05	67.20	84.64	Import Tariff
4 VRY OP SPOOR (VOS) R/t							4 FREE ON RAIL (FOR) R/t
- Kaapstad		2732.41	2933.18	n/a	n/a	n/a	- Cape Town
- Durban		2772.59	2973.36	2838.36	2794.47	3285.68	- Durban
Spoorvragkoste	g						Railage cost
- Durban na Randfontein		246.10	246.10	246.10	246.10	246.10	- Durban to Randfontein
<b>5 GELEWER:</b>							<b>5 DELIVERED:</b>
- Durban na Randfontein R/ton		<b>3018.69</b>	<b>3219.46</b>	<b>3084.46</b>	<b>3040.57</b>	<b>3531.78</b>	- Durban to Randfontein R/ton

Notas/Notes:

a Bron van pryse en vruggeld : IGC GMI  
Source of prices and freight rates: IGC GMI

2016/11/15

Termyn / Term	US\$/ton (VAB/FOB)	Vruggeld/Freight Rate:	US\$/ton
Des/Dec 2016	159.00	US Golf / Gulf	23.00
Nov 2016	174.00	Argentinië / Argentina	22.00
Des/Dec 2016	160.00	Australië/Australia	14.00
Nov 2016	158.00		
Nov 2016	199.00		

b Vruggeld: bereken vir vrage van +/- 20 000 - 30 000t / Freight rates: calculated for freights of +/- 20 000 - 30 000t

c Finansieringskoste: 30 000t @ KAV @ primakoers vir 30 dae. Bron/Source: SARB 10.50% 2016/03/18  
Financing cost: 30 000t @ CIF @ prime rate for 30 days.

d Aflaaiikoste / Discharging costs (R/ton):

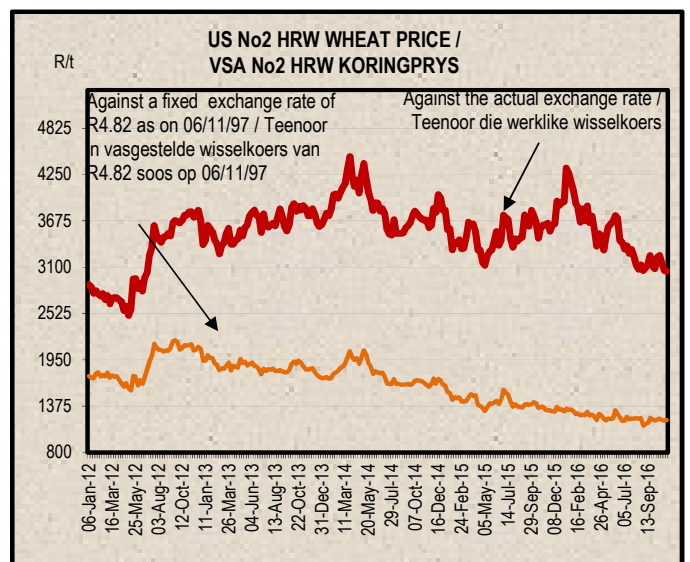
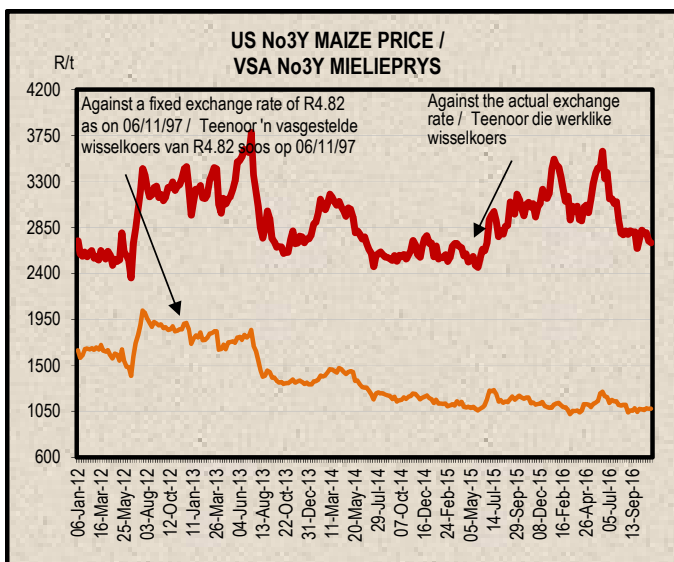
	Mielies/Maize:	Sorghum
Kaapstad / Cape Town:	122.93	n/a
Durban:	163.11	170.37

Bron / Source: Hull Blyth

e Ingesluit: Kaai gelde, hantering, kaaibesig, agente/dokumentasie, logistiek & opnames (inspeksie van skeepsvrag) / Included: Wharfage, handling, wharf supervision, agent/documentation, logistic & survey (inspection of shipload).  
Uitgesluit: Gesondheidsinspeksie-, skeepagentskapfooi, strookbetingsfooi vir GMO, opeberingskoste asook BTW en invoerbelasting / Excluded: Health inspection fee, Ship agency fee, strip testing fees for GMO, storage costs as well as VAT and import duty.  
N.B: Slegs 'n aanduiding, aangesien koste van opname beding kan word / N.B: Indication only, as cost of survey can be negotiated.

f Invoertarif / Import Tariff:  
Mielies/Maize = Vry / Free  
Sorghum = 3% op VAB / on FOB

g Neem asb. kennis dat 'n verandering in Spoorwet se spoorvrag op 1 April 2016 plaasgevind het na R246.10.  
Please take note that there was a change in Spoorwet railage cost on 1 April 2016 to R246.10.



11. IMPORT PARITY PRICES – WINTER CEREALS (b)

11. INVOERPARITEITPARYSE - WINTERGRANE (b)

INVOERPARITEITPARYSE VAN WINTERGRANE (BTW UITGESLT)			2016/11/17				IMPORT PARITY PRICES OF WINTER CEREALS (VAT EXCL)		
ITEM	Nota/ Note	Koring/Wheat	Koring/Wheat	Koring/Wheat	Koring/Wheat	Gars/Barley	Gars/Barley	ITEM	
		VSA/ USA Golf/Gulf  HRW	VSA/ USA PNW  DNS	Argentynse/ Argentine Up River  Trigo Pan	EU Duitsland/ Germany  B kwaliteit/ quality	Australiese/ Australian Adelaide  Mout/Malting	Frans/ French Rouen  Mout/Malting		
Internasionale VAB pryse	a	190.00	244.00	176.00	187.00	201.00	212.00 *	International FOB prices	
Vraggeld	b	23.00	23.00	22.00	18.00	15.00	19.00	Freight Rates	
Assuransie (0.3% van VAB)		0.57	0.73	0.53	0.56	0.60	0.64	Insurance (0.3% of FOB)	
1 KOSTE, ASSURANSIE EN VRAG (KAV) \$/T		213.57	267.73	198.53	205.56	216.60	231.64	1 COST, INSURANCE AND FREIGHT (CIF) \$/T	
<i>Omskakel na R/t</i>								<i>Converted to R/t</i>	
R/\$ Wisselkoers op: 2016/11/15		14.1777	14.1777	14.1777	14.1777	14.1777	14.1777	R/\$ Exchange rate on: 2016/11/15	
2 KOSTE, ASSURANSIE EN VRAG (KAV) R/t		3027.93	3795.80	2814.70	2914.37	3070.89	3284.12	2 COST, INSURANCE AND FREIGHT (CIF) R/t	
Finansieringskoste	c	26.13	32.76	24.29	25.15	26.50	28.34	Financing cost	
3 KOSTE, ASSURANSIE, VRAG EN FINANSIERING R/t		3054.06	3828.56	2838.99	2939.52	3097.39	3312.46	3 COST, INSURANCE, FREIGHT AND FINANCING R/t	
AfLaakoste	d, e							Discharging cost	
3.1 Kaapstad (Hoofsaaklik kaaihyskraan metode)		124.02	124.02	124.02	124.02	157.11	157.11	3.1 Cape Town (Mainly shore cranes method)	
3.2 Durban (Hoofsaaklik suig-in-silo metode)		163.11	163.11	163.11	163.11	170.37	170.37	3.2 Durban (Mainly suction into silo method)	
Invoertarif op koring	f	1591.40	1591.40	1591.40	1591.40	0.00	0.00	Import Tariff on wheat	
4 VRY OP SPOOR (VOS) R/t								4 FREE ON RAIL (FOR) R/t	
4.1 Kaapstadhawe		4769.48	5543.98	4554.41	4654.94	3254.50	3469.57	4.1 Cape Town Harbour	
4.2 Durbanhawe		4808.57	5583.07	4593.50	4694.03	3267.76	3482.83	4.2 Durban Harbour	
Spoorvragkoste	g							Railage cost	
- Kaapstad na Paarl		85.60	85.60	85.60	85.60	n/a	n/a	- Cape Town to Paarl	
- Durban na Randfontein		246.10	246.10	246.10	246.10	246.10	246.10	- Durban to Randfontein	
<b>5 GELEWER:</b>								<b>5 DELIVERED:</b>	
- Kaapstad na Paarl R/ton		4855.08	5629.58	4640.01	4740.54	n/a	n/a	- Cape Town to Paarl R/ton	
- Durban na Randfontein R/ton		5054.67	5829.17	4839.60	4940.13	3513.86	3728.93	- Durban to Randfontein R/ton	

Notas/Notes: 2016/11/15

a Bron van pryse en vraggeld : IGC GMI / Source of prices and freight rates: IGC GMI

Termyn / Term	VAB/FOB US\$/tn	Vraggeld / Freight Rate: US\$/tn	Gars/Barley = US\$ + 1
Des/Dec 2016	190.00	US (Golf / Gulf)	23.00
Des/Dec 2016	244.00	Argentinië / Argentine (Upriver)	22.00
Nov 2016	176.00	EEC (Bordeaux Hamburg)	18.00
Nov 2016	187.00	Australië / Australia (Eastern)	14.00
Nov 2016	201.00		15.00
Nov 2016	212.00		

b Vraggeld: bereken vir vragte van +/- 20 000 - 30 000t / Freight rates: calculated for freights of +/- 20 000 - 30 000t

c Finansieringskoste: 30 000t @ KAV @ primakoers vir 30 dae. Bron/Source: SARB 10.50% 2016/03/18  
Financing cost 30 000t @ CIF @ prime rate for 30 days.

d AfLaakoste / Discharging cost (R/tn):

	Koring/Wheat	Gars/Barley:
Kaapstad /		
Cape Town:	124.02	157.11
Durban:	163.11	170.37

Bron / Source: Hull Blyth

e Ingesluit: Kaagelde, hantering, kaatbesig, agente/dokumentasie, logistiek & opnames (inspeksie van skeepsvrag).  
Included: Wharfage, handling, wharf supervision, agent/documentation, logistic & survey (inspection of shipload).  
Uitgesluit: Gesondheidsinspeksie-, skeepsgagentskapfooi, strooktoelingsboei vir GMO, obergingskoste asook BTW en invoerbelasting.  
Excluded: Health inspection fee, Ship agency fee, strip testing fees for GMO, storage costs as well as VAT and import duty.  
N.B: Slegs 'n aanduiding, aangesien koste van opname beding kan word / N.B: Indication only, as cost of survey can be negotiated.

f Invoertarif / Import Tariff:  
Koring/Wheat = R1591.40 p/tn  
Gars/Barley = Vry/Free

g Neem asb. Kennis dat Spoorwet se spoorvrag op 1 April 2016 verander het soos volg:  
Kaapstad na Paarl R85.60 en Durban na Randfontein R246.10.  
Please take note that on 1 April 2016 Spoorwet railage cost changed as follows:  
Cape Town to Paarl R85.60 and Durban to Randfontein R246.10.  
\* Prys laaste ontvang: 2016/09/27 / Price last received: 2016/09/27 .



12. IMPORT PARITY PRICES – OIL SEEDS (b)(e)(f)

12. INVOERPARITEITPRYSE - OLIESADE (b)(e)(f)

INVOERPARITEITPRYSE VAN OLIESADE (BTW UITGESLT)		2016/11/17							IMPORT PARITY PRICES OF OIL SEEDS (VAT EXCL)	
ITEM	Nota/ Note	Sojabone/ Soybeans	Sojabone/ Soybeans	Sojabone/ Soybeans	Sonneblom/ Sunflower	Canola	Grondbone/ Groundnuts	Grondbone/ Groundnuts	ITEM	
		VSA/ USA Golf/Gulf	Argentynse/ Argentine Up River	Brazilië/ Brazil Paranagua	EU Franse/ French Bordeaux	Kanadese/ Canadian Vancouver	Argentynse/ Argentine Raw Runners 40/50	VSA/ USA Raw Runners 40/50		
Internasionale VAB pryse	a	\$/t 387.00	\$/t 378.00	\$/t 389.00	\$/t 409.00	\$/t 402.00	\$/t 1469.00 *	\$/t 1519.00 *	International FOB prices	
Vraggeld	b	23.00	22.00	22.00	18.00	30.00	81.00	23.00	Freight Rates	
Assuransie (0.3% van VAB)		1.16	1.13	1.17	1.23	1.21	4.41	4.56	Insurance (0.3% of FOB)	
1 KOSTE, ASSURANSIE EN VRAG (KAV) \$/T Omskakel na R/t R/\$ Wisselkoers op: 2016/11/15		411.16	401.13	412.17	428.23	433.21	1554.41	1546.56	1 COST, INSURANCE AND FREIGHT (CIF) \$/T Converted to R/t R/\$ Exchange rate on: 2016/11/15	
2 KOSTE, ASSURANSIE EN VRAG (KAV) R/t		14.1777	14.1777	14.1777	14.1777	14.1777	14.1777	14.1777	2 COST, INSURANCE AND FREIGHT (CIF) R/t	
Finansieringskoste	c	R/t 5829.30	R/t 5687.10	R/t 5843.62	R/t 6071.32	R/t 6141.92	R/t 22037.96	R/t 21926.66	Financing cost	
3 KOSTE, ASSURANSIE, VRAG EN FINANSIERING R/t		50.31	49.08	50.43	52.40	53.01	190.19	189.23	3 COST, INSURANCE, FREIGHT AND FINANCING R/t	
Aflaakoste: Durban	d, e	5879.61	5736.18	5894.05	6123.72	6194.93	22228.15	22115.89	Discharging cost: Durban	
Invoertarif:	f	170.37	170.37	170.37	268.74	170.37	579.41	579.41	Import Tariff:	
4 VRY OP SPOOR (VOS) R/t Durban		438.94	428.73	441.21	0.00	569.94	2082.70	2153.59	4 FREE ON RAIL (FOR) R/t Durban	
Spoorvragkoste	g	6488.92	6335.28	6505.63	6392.46	6935.24	24890.26	24848.89	Railage cost	
- Durban na Randfontein									- Durban to Randfontein	
5 GELEWER: - Durban na Randfontein R/ton		246.10	246.10	246.10	246.10	246.10	-	-	5 DELIVERED: - Durban to Randfontein R/ton	
		6735.02	6581.38	6751.73	6638.56	7181.34	-	-		

Notas/Notes:

a Bron van pryse en vraggeld / Source of prices and freight rates : IGC (GMI), Geogalos Peanut World & Oilworld  
2016/11/15

Termyn / Term	US\$/ton (VAB/FOB)	Vraggeld/Freight Rate:	US\$/ton
Sojabone/Soybeans: VSA/USA (Golf/Gulf)	Des/Dec 2016	387.00	US Golf / Gulf 23.00
Sojabone/Soybeans: Argentinië/Argentina (Up River)	Des/Dec 2016	378.00	Argentinië / Argentina 22.00
Sojabone/Soybeans: Brazilië/Brazil (Paranagua)	Feb 2017	389.00	EEC (Bordeaux/Hamburg) 18.00
Sonneblom/Sunflower: EU Frankryk/France (Bordeaux)	Jan 2017	409.00	Kanada/Canada (North Pacific) 30.00
Canola: Kanada/Canada (Vancouver)	Nov 2016	402.00	Grondbone/Groundnuts (ARG) 81.00
Grondbone/Groundnuts: Argentinië/Argentina (Raw Runner 40/50)	Jun 2017	1469.00	
Grondbone/Groundnuts: VSA/USA (Runners 40/50)	Des/Dec 2016	1519.00	

b Vraggeld: bereken vir vragte van +/- 20 000 - 30 000t / Freight rates: calculated for freights of +/- 20 000 - 30 000t

c Finansieringskoste: 30 000t @ KAV @ primakoers vir 30 dae. Bron/Source: SARB 10.50% 2016/03/18  
Financing cost: 30 000t @ CIF @ prime rate for 30 days.

d Aflaakoste / Discharging costs (R/ton):

	Sojabone/ Soybeans	Sonneblom/ Sunflower	Canola	Grondbone/ Groundnuts
Durban:	170.37	268.74	170.37	579.41

e Aflaakoste / Discharging fees:

Ingesluit: Kaaigelde, hantering, kaaioesig, agente/dokumentasie, logistiek & opnames (inspeksie van skeepsvrag) /  
Included: Wharfage, handling, wharf supervision, agent/documentation, logistic & survey (inspection of shipload).  
Uitgesluit: Gesondheidsinspeksie-, skeepagentskapfooi, strooktoetsingsfooi vir GMO, opbergingskoste asook BTW en invoerbelasting /  
Excluded: Health inspection fee, Ship agency fee, strip testing fees for GMO, storage costs as well as VAT and import duty.  
N.B: Slegs 'n aanduiding, aangesien koste van opname beding kan word / N.B: Indication only, as cost of survey can be negotiated.

f Invoertarif / Import Tariff:

Sojabone/Soybeans = 8% op VAB / on FOB  
Sonneblom/Sunflower = Vry / Free  
Canola = 10% op VAB / on FOB  
Grondbone/Groundnuts = 10% op VAB / on FOB

g Neem asb. Kennis dat Spoorwet se spoorvrag op 1 April 2016 verander het na R246.10.

Please take note that on 1 April 2016 Spoorwet railage cost changed to R246.10.

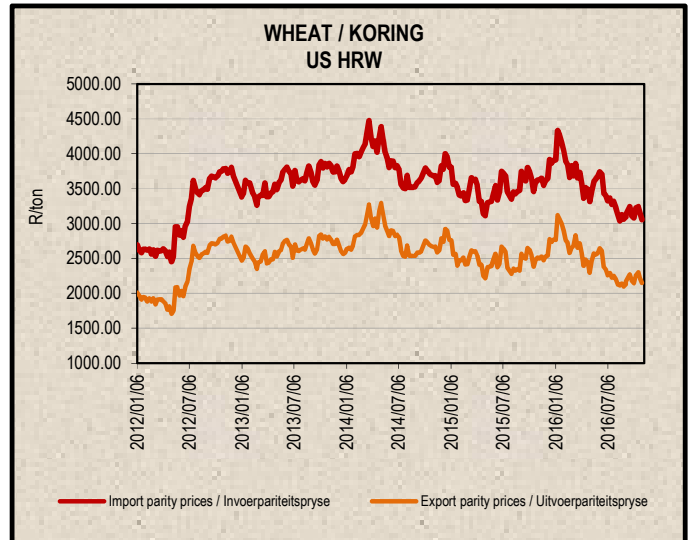
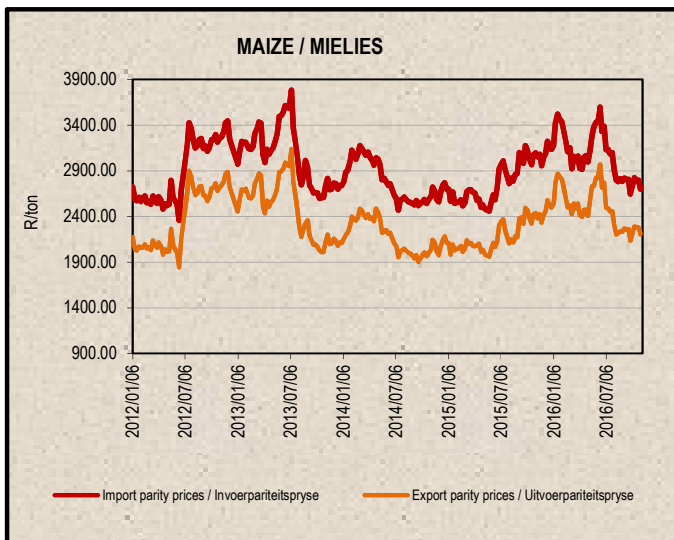
\* Kwotasies is k.a.v. pryse. VAB pryse dus berekende pryse (kav minus vraggeld) / Quotes are c.i.f. prices. FOB prices are therefore calculated prices (cif minus freight rates).



13. EXPORT PARITY PRICES (b)

13. UITVOERPARITEITPRYSE (b)

INDICATIVE EXPORT PARITY PRICES				2016/11/17		AANDUIDENDE UITVOERPARITEITSPRYSE	
This is <b>only an example</b> of how an export parity price can be calculated - it can vary according to need	US No3Y Maize/ Mielies Gulf/Golf (b)	US HRW Wheat/Koring Gulf/Golf (b)	US DNS 14% Wheat/Koring PNW (b)	Argentine Raw Runner 40/50 Groundnuts/ Grondbone (f)	Hierdie is slegs 'n voorbeeld van hoe 'n uitvoerpariteitsprys bereken kan word - dit kan varieer volgens behoefte		
	Dec/Des 16	Dec/Des 16	Dec/Des 16	Jun 17			
FOB Gulf value (\$/t)	159.00	190.00	244.00	1469.00	VAB Golfwaarde (\$/t)		
Difference in quality and locality of SA <sup>1</sup> Maize: Plus US\$10 (\$/t) Groundnuts: Less 3,5% of fob value	\$10.00			96,5%	Kwaliteits- en liggingsverskil van SA <sup>1</sup> Mielies: Plus VSA\$10 (\$/t) Grondbone: Min 3,5% van vab waarde		
SA fob price (\$/t)	169.00	190.00	244.00	1417.59	SA vab prys (\$/t)		
Exchange rate (1\$=): (2016/11/15)	14.1777	14.1777	14.1777	14.1777	Wisselkoers (1\$=): (2016/11/15)		
FOB Gulf value (R/t)	2396.03	2693.76	3459.36	20098.17	VAB Golfwaarde (R/t)		
<b>Marketing costs:</b>					<b>Bemerkings koste:</b>		
Financing (Prime rate 10.50% - 30 days) (R/t)	20.68	23.25	29.85	173.45	Finansieringskoste (Primakoers 10.50% - 30 dae) (R/t)		
Railage: <sup>2</sup> Randfontein – Durban harbour	246.10	246.10	246.10	-	Spoorvrag: <sup>2</sup> Randfontein – Durbanhawe		
Loading costs: (R/t) <sup>3</sup> Durban Harbour (Mainly spout method)	151.88	163.20	163.20	467.13	Oplaai-koste: (R/t) <sup>3</sup> Durbanhawe (Hoofsaaklik tregter metode)		
<b>EXPORT REALISATION (R/t):</b>					<b>UITVOER REALISASIE (R/t):</b>		
<b>Randfontein</b>	<b>1977.37</b>	<b>2261.21</b>	<b>3020.21</b>	<b>19457.59</b>	<b>Randfontein</b>		
<i>Difference in quality and locality of SA (As requested by the industry)</i>				1	<i>Kwaliteits- en liggingsverskil van SA (Soos deur die bedryf versoek)</i>		
<i>As from 14 June 2012, the discount/rebate will no longer be used to calculate the export parity price on US HRW and a new calculation will be added for US DNS, also without the discount/rebate.</i>					<i>Vanaf 14 Junie 2012 sal die diskonto/premie nie meer gebruik word by die berekening van die uitvoerpariteitprys van US HRW nie en 'n nuwe berekening word nou vir US DNS gedoen, ook sonder diskonto/premie.</i>		
<i>Railage costs: Please take note that on 1 April 2016 Spoornet railage cost changed to R246.10.</i>				2	<i>Spoorvrag koste: Neem asb. Kennis dat Spoornet se spoorvrag op 1 April 2016 verander het na R246.10.</i>		
<i>Loading costs, received from Hull Blyth: Included: Cargo dues, handling, wharf supervision, agency/documentation, logistics &amp; surveys (inspection of cargo). Excluded: Ship agent fees, health &amp; PPECB inspections, storage facility &amp; transport costs to storage facility, VAT &amp; duties.</i>				3	<i>Oplaai-koste, ontvang van Hull Blyth: Ingesluit: Kaagelde, hantering, kaaitoesig, agente/dokumentasie, logistiek &amp; opnames (inspeksie van skeepsvrag) Uitgesluit: Skeepagentskaps-, inspeksie-, opbergings- en vervoerkoste na opbergingsfasiliteit, BTW &amp; invoerbelasting.</i>		



**14. WEATHER**

For local weather, please follow the link below:  
[www.weathersa.co.za](http://www.weathersa.co.za)

**14. WEER**

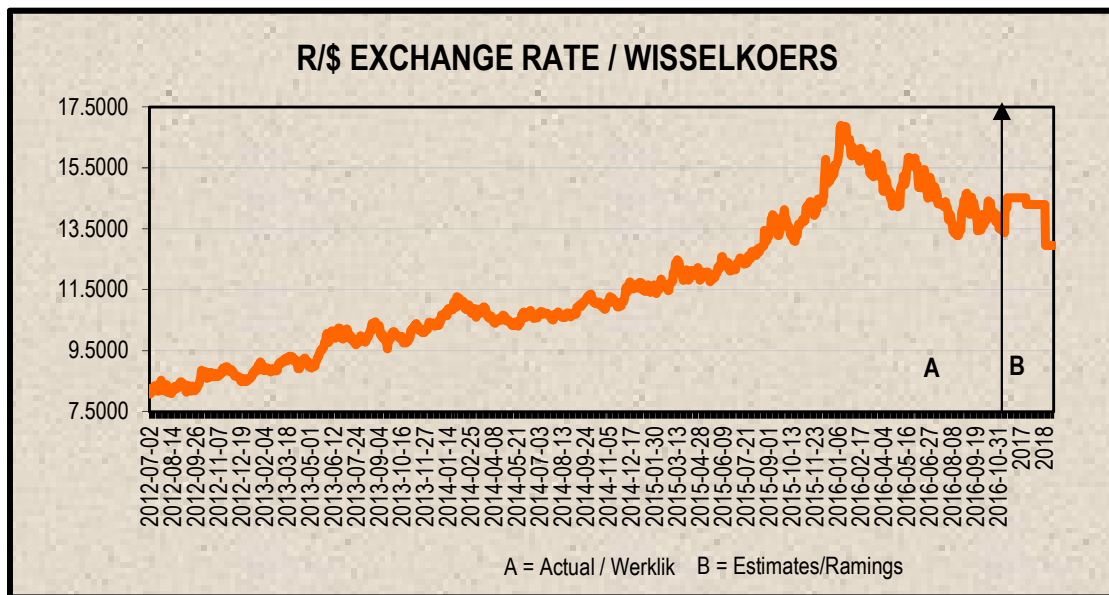
Vir plaaslike weer, volg asseblief die onderstaande skakel:  
[www.weathersa.co.za](http://www.weathersa.co.za)

**15. SUNDRIES (g)**

**15. DIVERSE (g)**

<b>ECONOMIC INDICATORS</b>							<b>Okt 2016</b>	<b>Q4</b>
Average of economic indicators as received from commercial banks								
	<b>EXCHANGE RATE</b>		<b>INFLATION</b>		<b>PRIME INTEREST</b>			
	<b>R/\$</b>		<b>%</b>		<b>%</b>			
	<b>2016</b>	<b>2017</b>	<b>2016</b>	<b>2017</b>	<b>2016</b>	<b>2017</b>		
1st quarter	15.8573 #	14.5817	6.5 #	5.5	10.25 #	10.58		
2nd quarter	15.0149 #	14.5099	6.2 #	5.4	10.50 #	10.58		
3rd quarter	14.0790 #	14.4630	6.0 #	5.5	10.50 #	10.42		
4th quarter	14.4960	14.4859	6.5	5.5	10.42	10.31		
Year average	14.8618	14.5101	6.3	5.5	10.42	10.47		
Year end	14.4960	14.4859	6.5	5.5	10.42	10.31		
	<b>2018</b>	<b>2019</b>	<b>2018</b>	<b>2019</b>	<b>2018</b>	<b>2019</b>		
Year average	14.2895	12.9449	4.8	5.0	10.00	10.25		
Year end	14.3493	12.9770	5.5	5.6	10.17	10.50		

# = Replaced with SARB Quarterly Bulletin figures



**Sources /Bronne:**

(a) = Safex; (b) = International Grains Council; (c) = CBOT; (d) = KCBT;  
 (e) = Oil World; (f) = Georgalos Peanut World; (g) = FNB, Investec, Nedbank & Reservebank.  
 \* Formula according to ITAC (International Trade Administration Commission of South Africa)/  
 Formule volgens ITAC (International Trade Administration Commission of South Africa)

SAGIS  
 Nico Hawkins  
 General Manager / Hoofbestuurder

**Indemnity/Vrywaring:** Although everything has been done to ensure the accuracy of the information, neither SAGIS nor any of its directors or employees takes any responsibility for actions or losses that might occur as a result of the usage of this information. / Alhoewel alles gedoen is om te verseker dat die inligting korrek is, aanvaar nie SAGIS of enige van sy direkteure of werknemers verantwoordelikheid vir enige aksies of verliese as gevolg van die inligting wat gebruik is nie.