

SAGIS WEEKLY BULLETIN / SAGIS WEEKLIKSE BULLETIN

1. Producer Deliveries (ton):			1. Produsentelewerings (ton):	
Commodity	Latest week/ Jongste week: 12 - 18 Nov 2016	Total: current marketing year/ Totaal: huidige bemarkingsjaar	Total: same period previous marketing year/ Totaal: selfde periode vorige bemarkingsjaar	Kommoditeit
White maize	4 098	2 861 757	4 256 980	Witmielies
Yellow maize	5 157	3 449 014	4 356 230	Geelmielies
Total: maize	9 255	6 310 771	8 613 210	Totaal: mielies
Wheat	233 617	922 917	580 210	Koring

2. Imports (ton):			2. Invoere (ton):	
2.1 Imports for RSA			2.1 Invoere vir RSA	
Commodity	Latest week/ Jongste week: 12 - 18 Nov 2016	Total: current marketing year/ Totaal: huidige bemarkingsjaar	Total: same period previous marketing year/ Totaal: selfde periode vorige bemarkingsjaar	Kommoditeit
White maize	44 389	516 935	67 852	Witmielies
Yellow maize	26 837	965 236	449 653	Geelmielies
Maize Total	71 226	1 482 171	517 505	Mielies Totaal
Wheat	21 482	87 816	421 533	Koring

Origin of imports / Oorsprong van invoere

White maize/Witmielies	Yellow maize/Geelmielies	Wheat/Koring
Mexico	Argentina	Canada
USA	Brazil	Russia
		USA

2.2 Imports for other countries			2.2 Invoere vir ander lande	
Commodity	Latest week/ Jongste week: 12 - 18 Nov 2016	Total: current marketing year/ Totaal: huidige bemarkingsjaar	Total: same period previous marketing year/ Totaal: selfde periode vorige bemarkingsjaar	Kommoditeit
White maize	7 602	147 814	0	Witmielies
Yellow maize	0	873	0	Geelmielies
Maize Total	7 602	148 687	0	Mielies Totaal
Wheat	0	31 354	34 446	Koring

Origin of imports / Oorsprong van invoere

White maize/Witmielies	Yellow maize/Geelmielies	Wheat/Koring
Mexico	Argentina	Canada
USA		Russia

3. Exports (ton):
3.1 RSA Exports

Commodity	Latest week/ Jongste week: 12 - 18 Nov 2016	Total: current marketing year/ Totaal: huidige bemarkingsjaar	Total: same period previous marketing year/ Totaal: selfde periode vorige bemarkingsjaar	Kommoditeit
White maize	11 146	288 538	216 757	Witmielies
Yellow maize	8 821	162 402	122 433	Geelmielies
Maize Total	19 967	450 940	339 190	Mielies Totaal
Wheat	686	2 942	14 522	Koring

Destination of exports / Bestemming van uitvoere

White maize/Witmielies	Yellow maize/Geelmielies	Wheat/Koring
Botswana	Botswana	Botswana
Lesotho	Korea	Namibia
Malawi	Lesotho	Swaziland
Mozambique	Mozambique	Zimbabwe
Namibia	Namibia	
Swaziland	Swaziland	
Zimbabwe	Zambia	
	Zimbabwe	

3.2 Imports for Exports

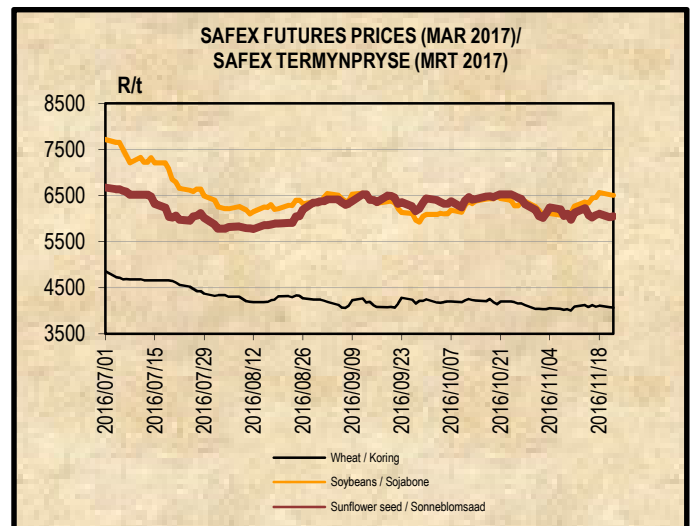
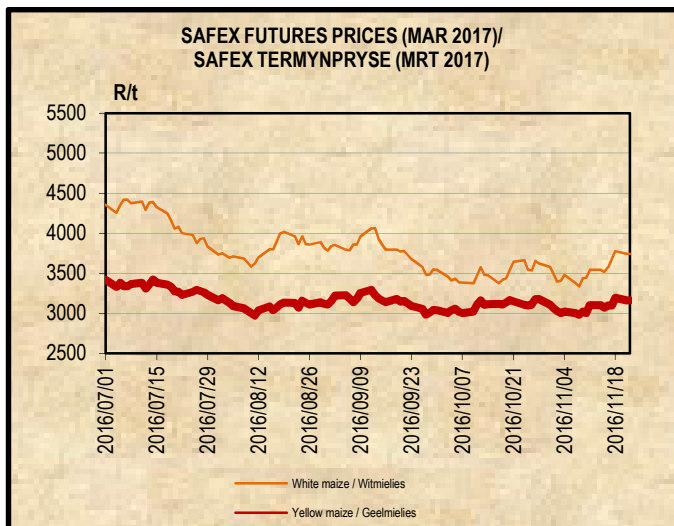
Commodity	7 618	107 913	0	Witmielies
White maize	7 618	107 913	0	Witmielies
Yellow maize	0	4 839	0	Geelmielies
Maize Total	7 618	112 752	0	Mielies Totaal
Wheat	5 051	30 908	31 156	Koring

3.2 Invoere vir Uitvoere
Destination of exports / Bestemming van uitvoere

White maize/Witmielies	Yellow maize/Geelmielies	Wheat/Koring
Lesotho	Namibia	Botswana
Mozambique	Swaziland	Lesotho
Zimbabwe	Zimbabwe	Swaziland
		Zimbabwe

4. DOMESTIC PRICES PER SAFEX (R/t) (a)
4. PLAASLIKE PRYSE VOLGENS SAFEX (R/t) (a)

Commodity	Future Prices / Termynpryse (2016/11/22) R/ton					Kommoditeit
	Nov-16	Dec-16	Mar-17	May-17	Jul-17	
White maize	4014.00	3969.00	3744.00	2689.00	2559.00	Witmielies
Yellow maize	3279.00	3263.00	3164.00	2547.00	2532.00	Geelmielies
Wheat	3941.00	3954.00	4069.00	4118.00	4190.00	Koring
Sunflower	5920.00	5931.00	6050.00	5930.00	6005.00	Sonneblom
Soybeans	6625.00	6550.00	6500.00	6180.00	6240.00	Sojabone
Sorghum	N/A	3792.00	3338.00	3347.00	3448.00	Sorghum



5. IMPORT TARIFF ON MAIZE (b)*

Derived US No2Y Yellow Maize fob (Gulf) (b)	2016-11-16	2016-11-17	2016-11-18	2016-11-21	2016-11-22	Afgeleide VSA No2Y Geelmielies vab (Golf) (b)
RSA Initial Reference Price	\$110.00					RSA Oorspronklike Verwysingsprys
Base price (\$/t)	117.65	117.65	117.65	117.65	117.65	Basisprys (\$/t)
Daily price (\$/t) (IGC)	159.60	160.60	161.60	163.60	162.60	Daaglikse prys (\$/t) (IGC)
Average of 21 days (\$/t)	166.70	166.36	166.17	165.93	165.70	Gemiddeld van 21 dae (\$/t)
Deviation from base price (\$/t)	-49.05	-48.71	-48.52	-48.28	-48.05	Afwyking van basisprys (\$/t)
Duty on maize (\$/t)	-56.70	-56.36	-56.17	-55.93	-55.70	Reg op mielies (\$/t)
Duty on maize (R/t)	-782.44	-778.81	-777.87	-775.40	-772.90	Reg op mielies (R/t)
R/\$ Exchange rate (average of 21 days)	13.7997	13.8186	13.8485	13.8637	13.8761	R/\$ Wisselkoers (gemiddeld van 21 dae)
Tariff Gazetted 2006/12/08	R0.00/t					Tarief gepubliseer 2006/12/08

5. INVOERTARIEF OP MIELIES (b)*

6. IMPORT TARIFF ON WHEAT (b)*

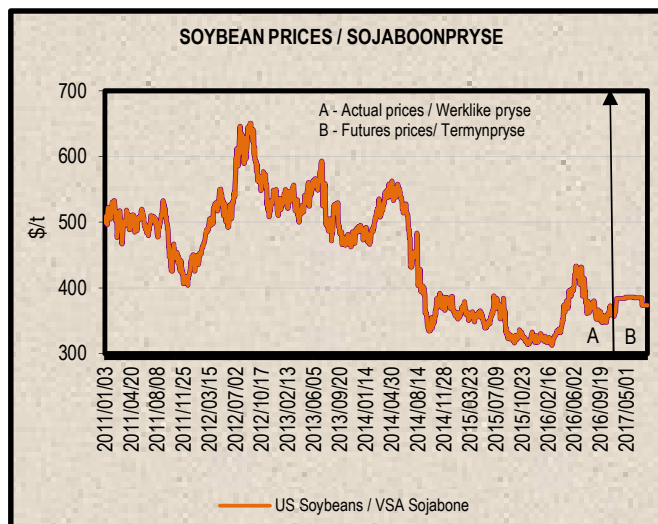
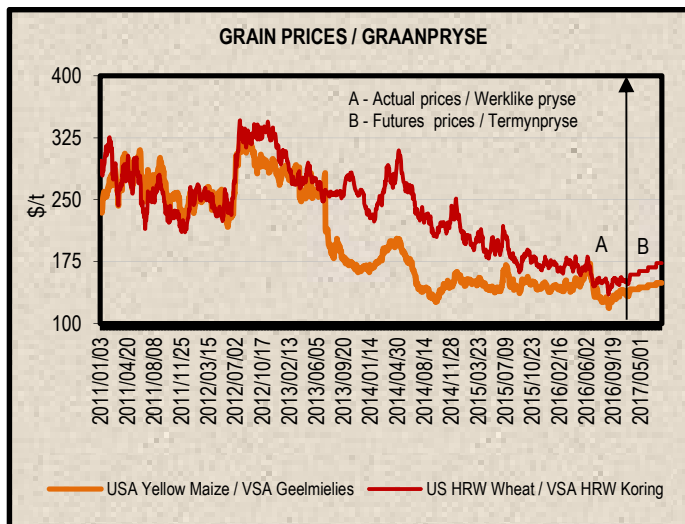
US No2 HRW fob (Gulf)	2016/10/25	2016/11/01	2016/11/08	2016/11/15	2016/11/22	VSA No2 HRW vab (Golf)
RSA Initial Reference Price	\$294.00					RSA Oorspronklike Verwysingsprys
Base price (\$/t)	193.33	193.33	193.33	193.33	193.33	Basis prys (\$/t)
Weekly price (\$/t) (IGC)	192.00	192.00	193.00	190.00	192.00	Weeklikse prys (\$/t) (IGC)
3 Weeks moving average (\$/t)	193.67	193.67	192.33	191.67	191.67	3 Weke skuiwende gemiddeld (\$/t)
Number of weeks that the deviation is more than \$10						Aantal weke wat die afwyking meer as \$10 is
Deviation from base price (\$/t)	-0.34	-0.34	1.00	1.66	1.66	Afwyking van basisprys (\$/t)
Calculated Duty on wheat (\$/t)	100.33	100.33	101.67	102.33	102.33	Berekende Reg op koring (\$/t)
Calculated Duty on wheat (R/t)	1390.56	1354.79	1364.15	1450.80	1446.94	Berekende Reg op koring (R/t)
R/\$ Exchange rate	13.8599	13.5033	13.4174	14.1777	14.1399	R/\$ Wisselkoers
Tariff Gazetted 2016/08/22 (R/t)	R 1 591.40					Tarief gepubliseer 2016/08/22 (R/t)

6. INVOERTARIEF OP KORING (b)*

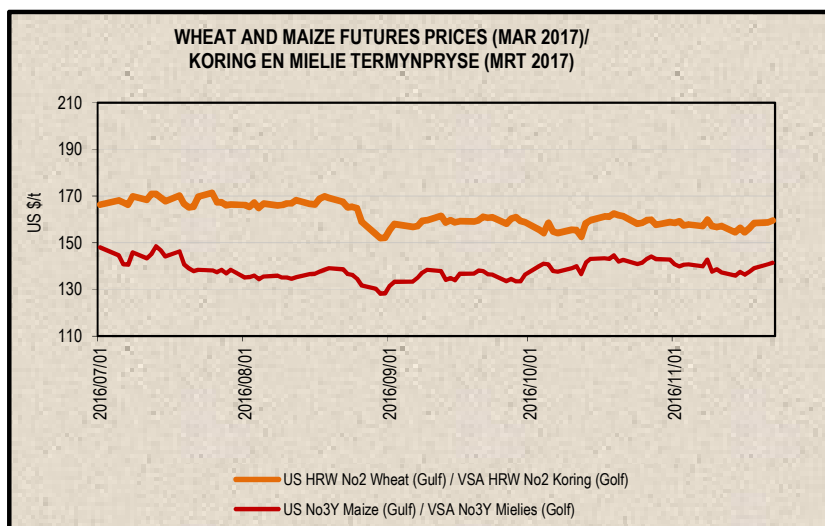
7. PRICES – INTERNATIONAL (US\$/t)

7. PRYSE - INTERNASIONAAL (VSA\$/t)

FOB (US\$/t)	Export Quotations/ Uitvoerkwotasie (b)(e)(f)				VAB (VSA\$/t)
	2016/11/22	2016/11/15	2016/11/08	2016/11/01	
US No 2 HRW Wheat (Gulf)	192.00	190.00	193.00	192.00	VSA No 2 HRW Koring (Golf)
US DNS Wheat 14% PNW	248.00	244.00	244.00	246.00	VSA DNS Koring 14% PNW
Argentine Wheat (Up River)	176.00	176.00	177.00	177.00	Argentynse Koring (Up River)
EC (France) Wheat (grade 1)	188.00	184.00	188.00	191.00	EU (Frankryk) Koring (graad 1)
EC (Germany) B Quality Wheat	187.00	187.00	189.00	190.00	EU (Duitsland) B Kwaliteit Koring
Black Sea Milling Wheat	184.00	169.00	181.00	179.00	Swart See Maalkoring
US No 3Y Maize (Gulf)	161.00	159.00	167.00	167.00	VSA No3Y Mielies (Golf)
Argentine Maize (Up River)	183.00	174.00	178.00	175.00	Argentynse Mielies (Up River)
US Sorghum (Gulf)	167.00	160.00	167.00	166.00	VSA Sorghum (Golf)
Argentine Sorghum (Up River)	162.00	158.00	163.00	161.00	Argentynse Sorghum (Up River)
US Soybeans (Gulf)	397.00	387.00	393.00	389.00	VSA Sojabone (Gulf)
Argentine Soybeans (Up River)	391.00	378.00	388.00	382.00	Argentynse Sojabone (Up River)
Canadian Canola	411.00	402.00	406.00	407.00	Kanadese Canola
Argentine Groundnuts Runners 40/50	1509.00	1469.00	1469.00	1469.00	Argentynse Grondbone 40/50 Runners
US Groundnuts Runners 40/50 shelled	1519.00	1519.00	1519.00	1469.00	VSA Grondbone 40/50 Runners uitgedop
Australian Malting Barley (Gairdner Malt)	204.00	201.00	199.00	198.00	Australiese Moutgars (Gairdner Malt)



Futures prices (US\$/t) / Termynpryse (VSA\$/t) (c)(d) (2016/11/22)							
Commodity	Dec-16	Mar-17	May-17	Jul-17	Sep-17	Dec-17	Kommoditeit
US No3 Yellow maize	138.18	141.33	143.85	146.61	149.28	152.43	VSA No3 Geelmielies
US No2 HRW wheat	153.00	159.54	163.95	167.99	173.13	179.53	VSA No2 HRW koring
US Soybeans	n/a	384.12	385.88	384.93	378.83	n/a	VSA Sojabone



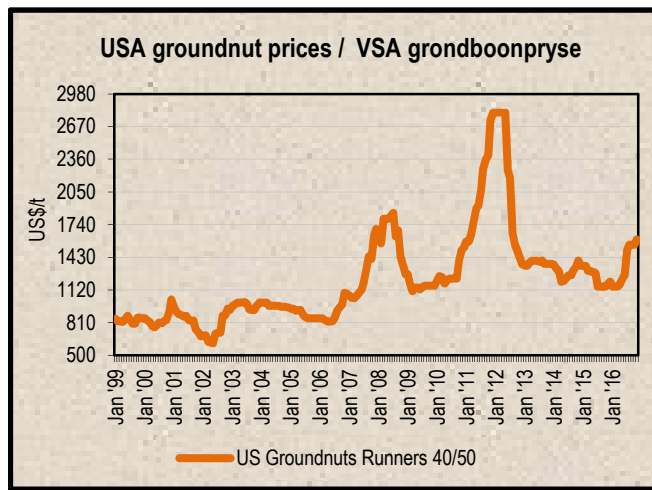
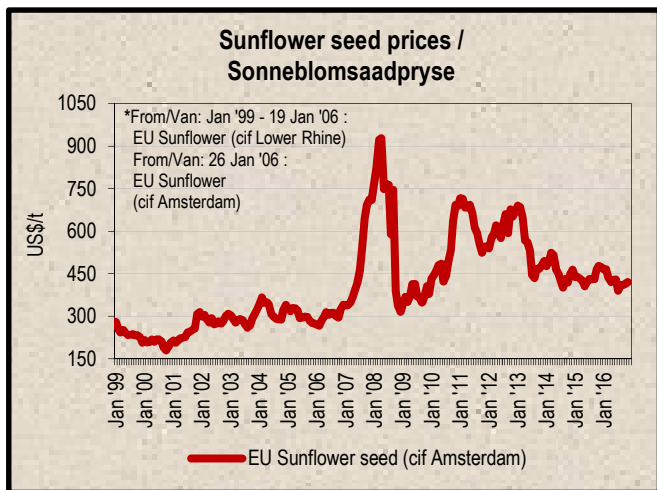
8. LOWEST REPRESENTATIVE ASKING PRICES
(US\$/t)(e)(f)(Prices of previous week)

8. LAAGSTE VERTEENWOORDIGENDE PRYSE GEVRA
(Pryse van vorige week)(VSA\$/t)(e)(f)

US\$/t	2016/11/17	2016/11/10	Change/ Verandering	VSA\$/t
Soybeans, Brazil, c.i.f. Rotterdam	410	419	-2.1%	Sojabone, Brasilië, k.a.v. Rotterdam
Soybeans, USA, c.i.f. Rotterdam	405	412	-1.7%	Sojabone, VSA, k.a.v. Rotterdam
Groundnuts, USA Runners 40/50*	1600	1600	0.0%	Grondbone, VSA Runners 40/50*
Groundnuts, Argentine Runners 40/50*	1520	1520	0.0%	Grondbone, Argentynse Runners 40/50*
Groundnut-oil, c.i.f. Rotterdam	1520	1520	0.0%	Grondboon-olie, k.a.v. Rotterdam
Sunflower seed, EU c.i.f. Amsterdam	420	420	0.0%	Sonneblomsaad, EU k.a.v. Amsterdam
Sunflower-oil, EU (fob) N.W. Europe	815	833	-2.2%	Sonneblom-olie, EU (vab) N.W. Eur.
Rapeseed, Europe, 00, c.i.f. Hamburg	425	433	-1.8%	Raapsaad, Europa, 00, k.a.v. Hamburg

* Shelled, c.i.f. Rotterdam

* Uitgedop k a v Rotterdam



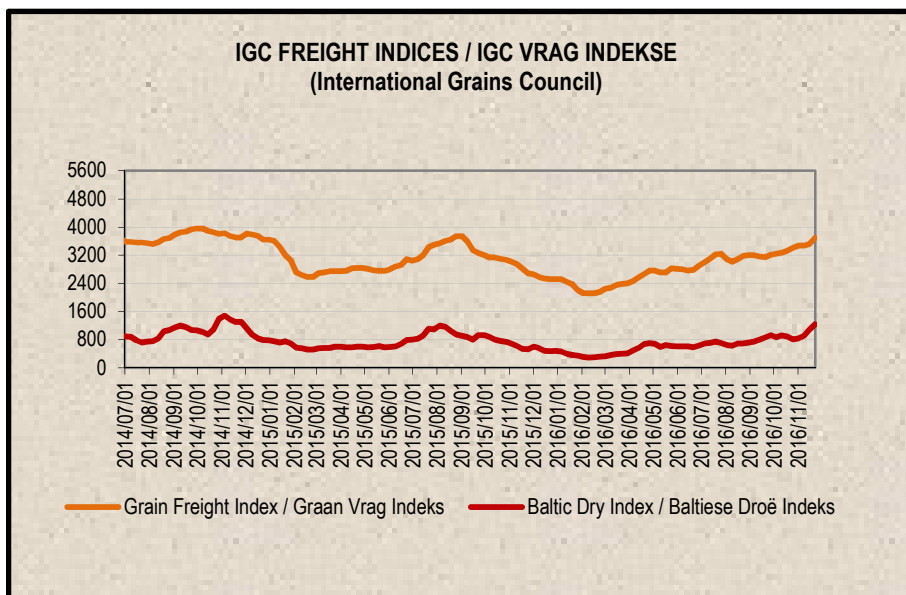
9. IGC FREIGHT INDICES (b)

9. IGC VRAG INDEKSE (b)

IGC FREIGHT INDICES / IGC VRAG INDEKSE							
	2016/10/18	2016/10/25	2016/11/01	2016/11/08	2016/11/15	2016/11/22	
Grain Freight Index*	3325	3403	3472	3472	3520	3696	Graan Vrag Indeks*
Baltic Dry Index	890	813	838	911	1084	1232	Baltiese Droë Indeks

* IGC Grain Freight Index represents 15 major grain routes, including five from the United States of America, and two each from other main exporting nations (including Argentina, Black Sea, Europe and Canada); with base an average of the four weeks ending 11 May 2005 = 6000. The updated indices will be available on Thursdays on SAGIS' website.

* IGC Graan Vrag Indeks verteenwoordig 15 hoof graanroetes, insluitende vyf vanaf die Verenigde State van Amerika, en twee elk van ander hoof uitvoermasies (insluitende Argentinië, Swart See, Europa en Kanada); met basis 'n gemiddeld van die vier weke geëindig 11 Mei 2005 = 6000. Die opgedateerde indekse sal Donderdae op SAGIS se webwerf beskikbaar.



10. IMPORT PARITY PRICES – SUMMER GRAINS (b)

10. INVOERPARITEITPRYSE - SOMERGRANE (b)

INVOERPARITEITPRYSE VAN SOMERGRANE (BTW UITGESLT)			2016/11/24		IMPORT PARITY PRICES OF SUMMER GRAINS (VAT EXCL)		
ITEM	Nota/ Note	Mielies/Maize	Mielies/Maize	Sorghum	Sorghum	Sorghum	ITEM
		VSA/ USA Golf/Gulf (no.3Y) \$/t	Argentynse/ Argentine Up River \$/t	VSA/ USA Golf/Gulf \$/t	Argentynse/ Argentine Up River \$/t	Australiese/ Australian Brisbane \$/t	
Internasionale VAB pryse	a	161.00	183.00	167.00	162.00	202.00	International FOB prices
Vraggeld	b	25.00	23.00	25.00	23.00	15.00	Freight Rates
Assuransie (0.3% van VAB)		0.48	0.55	0.50	0.49	0.61	Insurance (0.3% of FOB)
1 KOSTE, ASSURANSIE EN VRAG (KAV) \$/T		186.48	206.55	192.50	185.49	217.61	1 COST, INSURANCE AND FREIGHT (CIF) \$/T
R/\$ Wisselkoers op: 2016/11/22	<i>Omskakel na R/t</i>	14.1399	14.1399	14.1399	14.1399	14.1399	<i>Converted to R/t</i>
2 KOSTE, ASSURANSIE EN VRAG (KAV) R/t		2636.81	2920.60	2721.93	2622.81	3076.98	2 COST, INSURANCE AND FREIGHT (CIF) R/t
Finansieringskoste	c	22.76	25.21	23.49	22.64	26.55	Financing cost
3 KOSTE, ASSURANSIE, VRAG EN FINANSIERING R/t		2659.57	2945.81	2745.42	2645.45	3103.53	3 COST, INSURANCE, FREIGHT AND FINANCING R/t
Aflaaiikoste:	d, e			146.54	146.54	146.54	Discharging cost:
- Kaapstad		122.93	122.93	n/a	n/a	n/a	- Cape Town
- Durban		163.11	163.11	170.37	170.37	170.37	- Durban
Invoertarif	f	0.00	0.00	70.84	68.72	85.69	Import Tariff
4 VRY OP SPOOR (VOS) R/t							4 FREE ON RAIL (FOR) R/t
- Kaapstad		2782.50	3068.74	n/a	n/a	n/a	- Cape Town
- Durban		2822.68	3108.92	2962.80	2860.71	3335.76	- Durban
Spoorvragkoste	g						Railage cost
- Durban na Randfontein		246.10	246.10	246.10	246.10	246.10	- Durban to Randfontein
5 GELEWER:							5 DELIVERED:
- Durban na Randfontein R/t		3068.78	3355.02	3208.90	3106.81	3581.86	- Durban to Randfontein R/t

Notas/Notes:

a Bron van pryse en vraggeld : IGC GMI
Source of prices and freight rates: IGC GMI

2016/11/22

Termyn / Term	US\$/ton (VAB/FOB)	Vraggeld/Freight Rate:	US\$/ton
Des/Dec 2016	161.00	US Golf / Gulf	25.00
Nov 2016	183.00	Argentinië / Argentina	23.00
Des/Dec 2016	167.00	Australië/Australia	15.00
Nov 2016	162.00		
Nov 2016	202.00		

b Vraggeld: bereken vir vragte van +/- 20 000 - 30 000t / Freight rates: calculated for freights of +/- 20 000 - 30 000t

c Finansieringskoste: 30 000t @ KAV @ primakoers vir 30 dae. Bron/Source: SARB 10.50% 2016/03/18
Financing cost: 30 000t @ CIF @ prime rate for 30 days.

d Aflaaiikoste / Discharging costs (R/ton):

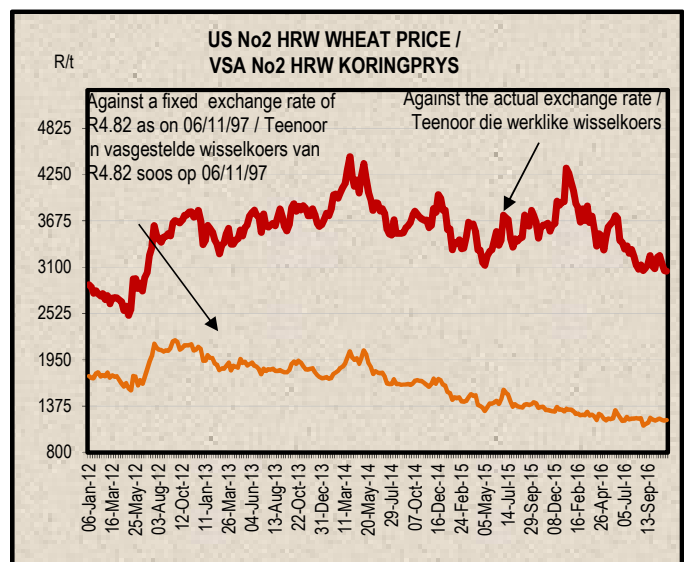
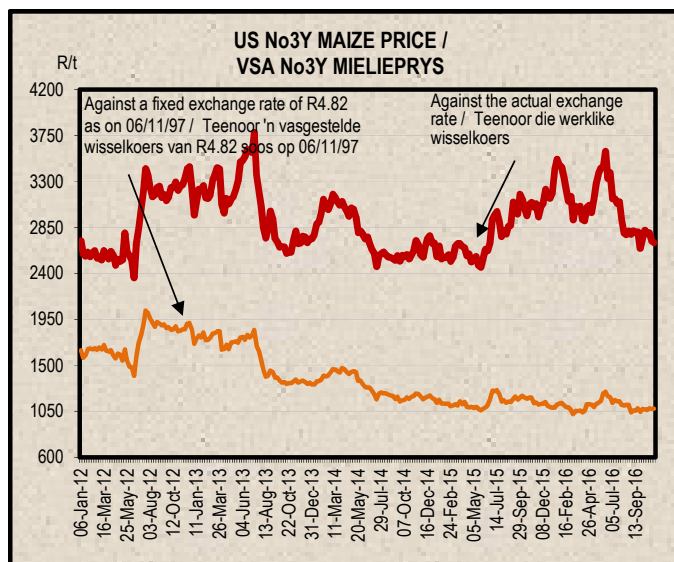
	Mielies/Maize:	Sorghum
Kaapstad / Cape Town:	122.93	n/a
Durban:	163.11	170.37

Bron / Source: Hull Blyth

e Ingeluit: Kaaielde, hantering, kaaibesig, agente/dokumentasie, logistiek & opnames (inspeksie van skeepsvrag) / Included: Wharfage, handling, wharf supervision, agent/documentation, logistic & survey (inspection of shipload).
Uitgesluit: Gesondheidsinspeksie-, skeepagentskapfooi, strookbetingsfooi vir GMO, opeberingskoste asook BTW en invoerbelasting / Excluded: Health inspection fee, ship agency fee, strip testing fees for GMO, storage costs as well as VAT and import duty.
N.B: Slegs 'n aanduiding, aangesien koste van opname beding kan word / N.B: Indication only, as cost of survey can be negotiated.

f Invoertarif / Import Tariff:
Mielies/Maize = Vry / Free
Sorghum = 3% op VAB / on FOB

g Neem asb. kennis dat 'n verandering in Spoorwet se spoorvrag op 1 April 2016 plaasgevind het na R246.10.
Please take note that there was a change in Spoorwet railage cost on 1 April 2016 to R246.10.



11. IMPORT PARITY PRICES – WINTER CEREALS (b)

11. INVOERPARITEITPARYSE - WINTERGRANE (b)

INVOERPARITEITPRYSSE VAN WINTERGRANE (BTW UITGESLT)		2016/11/24						IMPORT PARITY PRICES OF WINTER CEREALS (VAT EXCL)	
ITEM	Nota/ Note	Koring/Wheat	Koring/Wheat	Koring/Wheat	Koring/Wheat	Gars/Barley	Gars/Barley	ITEM	
		VSA/ USA Golf/Gulf HRW	VSA/ USA PNW DNS	Argentynse/ Argentine Up River Trigo Pan	EU Duitsland/ Germany B kwaliteit/ quality	Australiese/ Australian Adelaide Mout/Malting	Fransse/ French Rouen Mout/Malting		
Internasionale VAB pryse	a	192.00	248.00	176.00	187.00	204.00	209.00 *	International FOB prices	
Vraggeld	b	25.00	25.00	23.00	19.00	16.00	20.00	Freight Rates	
Assuransie (0.3% van VAB)		0.58	0.74	0.53	0.56	0.61	0.63	Insurance (0.3% of FOB)	
1 KOSTE, ASSURANSIE EN VRAG (KAV) \$/T		217.58	273.74	199.53	206.56	220.61	229.63	1 COST, INSURANCE AND FREIGHT (CIF) \$/T	
<i>Omskakel na R/t</i>								<i>Converted to R/t</i>	
R/\$ Wisselkoers op: 2016/11/22		14.1399	14.1399	14.1399	14.1399	14.1399	14.1399	R/\$ Exchange rate on: 2016/11/22	
2 KOSTE, ASSURANSIE EN VRAG (KAV) R/t		R/t	R/t	R/t	R/t	R/t	R/t	2 COST, INSURANCE AND FREIGHT (CIF) R/t	
		3076.56	3870.66	2821.33	2920.74	3119.40	3246.95		
Finansieringskoste	c	26.55	33.40	24.35	25.21	26.92	28.02	Financing cost	
3 KOSTE, ASSURANSIE, VRAG EN FINANSIERING R/t		3103.11	3904.06	2845.68	2945.95	3146.32	3274.97	3 COST, INSURANCE, FREIGHT AND FINANCING R/t	
Aflaaikoste	d, e							Discharging cost	
3.1 Kaapstad (Hoofsaaklik kaaihykraan metode)		124.02	124.02	124.02	124.02	157.11	157.11	3.1 Cape Town (Mainly shore cranes method)	
3.2 Durban (Hoofsaaklik suig-in-silo metode)		163.11	163.11	163.11	163.11	170.37	170.37	3.2 Durban (Mainly suction into silo method)	
Invoertarif op koring	f	1591.40	1591.40	1591.40	1591.40	0.00	0.00	Import Tariff on wheat	
4 VRY OP SPOOR (VOS) R/t								4 FREE ON RAIL (FOR) R/t	
4.1 Kaapstadhawe		4818.53	5619.48	4561.10	4661.37	3303.43	3432.08	4.1 Cape Town Harbour	
4.2 Durbanhawe		4857.62	5658.57	4600.19	4700.46	3316.69	3445.34	4.2 Durban Harbour	
Spoorvragkoste	g							Railage cost	
- Kaapstad na Paarl		85.60	85.60	85.60	85.60	n/a	n/a	- Cape Town to Paarl	
- Durban na Randfontein		246.10	246.10	246.10	246.10	246.10	246.10	- Durban to Randfontein	
5 GELEWER:								5 DELIVERED:	
- Kaapstad na Paarl R/ton		4904.13	5705.08	4646.70	4746.97	n/a	n/a	- Cape Town to Paarl R/ton	
- Durban na Randfontein R/ton		5103.72	5904.67	4846.29	4946.56	3562.79	3691.44	- Durban to Randfontein R/ton	

Notas/Notes:

2016/11/22

a Bron van pryse en vraggeld : IGC GMI
Source of prices and freight rates: IGC GMI

Termyn / Term	VAB/FOB		Vraggeld / Freight Rate:	Gars/Barley =	
	US\$/tn	US\$/tn		US\$ + 1	US\$ + 1
Des/Dec 2016	192.00	248.00	US (Golf / Gulf)	25.00	
Des/Dec 2016	176.00	176.00	Argentinië / Argentine (Upriver)	23.00	
Nov 2016	187.00	187.00	EEC (Bordeaux Hamburg)	19.00	20.00
Nov 2016	204.00	204.00	Australië / Australia (Eastern)	15.00	16.00
Nov 2016	209.00	209.00			

b Vraggeld: bereken vir vragte van +/- 20 000 - 30 000t / Freight rates: calculated for freights of +/- 20 000 - 30 000t

c Finansieringskoste: 30 000t @ KAV @ primakoers vir 30 dae. Bron/Source: SARB 10.50% 2016/03/18
Financing cost: 30 000t @ CIF @ prime rate for 30 days.

d Aflaaikoste / Discharging cost (R/tn):

	Koring/Wheat	Gars/Barley:
Kaapstad /		
Cape Town:	124.02	157.11
Durban:	163.11	170.37

e Ingesluit: Kaaihelpe, hantering, kaaitoetsing, agente/dokumentasie, logistiek & opnames (inspeksie van skeepsvrag).

Included: Wharfage, handling, wharf supervision, agent/documentation, logistic & survey (inspection of shipload).

Uitgesluit: Gesondheidsinspeksie-, skeepsaentskapfooi, strookbetsingsfooi vir GMO, opbergingskoste asook BTW en invoerbelasting.

Excluded: Health inspection fee, Ship agency fee, strip testing fees for GMO, storage costs as well as VAT and import duty.

N.B: Slegs 'n aanduiding, aangesien koste van opname beding kan word / N.B: Indication only, as cost of survey can be negotiated.

f Invoertarif / Import Tariff:

Koring/Wheat = R1591.40 p/tn

Gars/Barley = Vry/Free

g Neem asb. Kennis dat Spoorwet se spoorvrag op 1 April 2016 verander het soos volg:

Kaapstad na Paarl R85.60 en Durban na Randfontein R246.10.

Please take note that on 1 April 2016 Spoorwet railage cost changed as follows:

Cape Town to Paarl R85.60 and Durban to Randfontein R246.10.

* Prys laaste ontvang: 2016/09/27 / Price last received: 2016/09/27.

12. IMPORT PARITY PRICES – OIL SEEDS (b)(e)(f)

12. INVOERPARITEITPRYSE - OLIESADE (b)(e)(f)

INVOERPARITEITPRYSE VAN OLIESADE (BTW UITGESLT)

2016/11/24

IMPORT PARITY PRICES OF OIL SEEDS (VAT EXCL)

ITEM	Nota/ Note	Sojabone/ Soybeans	Sojabone/ Soybeans	Sojabone/ Soybeans	Sonneblom/ Sunflower	Canola	Grondbone/ Groundnuts	Grondbone/ Groundnuts	ITEM
		VSA/ USA Golf/Gulf	Argentynse/ Argentine Up River	Brazilië/ Brazil Paranagua	EU Franse/ French Bordeaux	Kanadese/ Canadian Vancouver	Argentynse/ Argentine Raw Runners 40/50	VSA/ USA Raw Runners 40/50	
Internasionale VAB pryse	a	\$/t 397.00	\$/t 391.00	\$/t 402.00	\$/t 403.00	\$/t 411.00	\$/t 1509.00 *	\$/t 1519.00 *	International FOB prices
Vraggeld	b	25.00	23.00	23.00	19.00	30.00	81.00	25.00	Freight Rates
Assuransie (0.3% van VAB)		1.19	1.17	1.21	1.21	1.23	4.53	4.56	Insurance (0.3% of FOB)
1 KOSTE, ASSURANSIE EN VRAG (KAV) \$/T Omskakel na R/t R/\$ Wisselkoers op: 2016/11/22		423.19	415.17	426.21	423.21	442.23	1594.53	1548.56	1 COST, INSURANCE AND FREIGHT (CIF) \$/T Converted to R/t R/\$ Exchange rate on: 2016/11/22
2 KOSTE, ASSURANSIE EN VRAG (KAV) R/t		R/t 5983.86	R/t 5870.46	R/t 6026.57	R/t 5984.15	R/t 6253.09	R/t 22546.49	R/t 21896.48	2 COST, INSURANCE AND FREIGHT (CIF) R/t
Finansieringskoste	c	51.64	50.66	52.01	51.64	53.97	194.58	188.97	Financing cost
3 KOSTE, ASSURANSIE, VRAG EN FINANSIERING R/t		6035.50	5921.12	6078.58	6035.79	6307.06	22741.07	22085.45	3 COST, INSURANCE, FREIGHT AND FINANCING R/t
Aflaaiikoste: Durban	d, e	170.37	170.37	170.37	268.74	170.37	579.41	579.41	Discharging cost Durban
Invoertarif:	f	449.08	442.30	454.74	0.00	581.15	2133.71	2147.85	Import Tariff
4 VRY OP SPOOR (VOS) R/t Durban		6654.95	6533.79	6703.69	6304.53	7058.58	25454.19	24812.71	4 FREE ON RAIL (FOR) R/t Durban
Spoorvragkoste - Durban na Randfontein	g	246.10	246.10	246.10	246.10	246.10	-	-	Railage cost - Durban to Randfontein
5 GELEWER: - Durban na Randfontein R/ton		6901.05	6779.89	6949.79	6550.63	7304.68	-	-	5 DELIVERED: - Durban to Randfontein R/ton

Notas/Notes:

a Bron van pryse en vraggeld / Source of prices and freight rates : IGC (GMI), Geogalos Peanut World & Oilworld

2016/11/22

Termyn / Term	US\$/ton (VAB/FOB)	Vraggeld/Freight Rate:	US\$/ton
Sojabone/Soybeans: VSA/USA (Golf/Gulf)	397.00	US Golf / Gulf	25.00
Sojabone/Soybeans: Argentinië/Argentina (Up River)	391.00	Argentinië / Argentina	23.00
Sojabone/Soybeans: Brazilië/Brazil (Paranagua)	402.00	EEC (Bordeaux/Hamburg)	19.00
Sonneblom/Sunflower: EU Frankryk/France (Bordeaux)	403.00	Kanada/Canada (North Pacific)	30.00
Canola: Kanada/Canada (Vancouver)	411.00	Grondbone/Groundnuts (ARG)	81.00
Grondbone/Groundnuts: Argentinië/Argentina (Raw Runner 40/50)	1509.00		
Grondbone/Groundnuts: VSA/USA (Runners 40/50)	1519.00		

b Vraggeld: bereken vir vragte van +/- 20 000 - 30 000t. / Freight rates: calculated for freights of +/- 20 000 - 30 000t.

c Finansieringskoste: 30 000t @ KAV @ primakoers vir 30 dae. Bron/Source: SARB 10.50% 2016/03/18

Financing cost: 30 000t @ CIF @ prime rate for 30 days.

d Aflaaiikoste / Discharging costs (R/ton):

	Sojabone/ Soybeans	Sonneblom/ Sunflower	Canola	Grondbone/ Groundnuts
Bron / Source: Hull Blyth				
Durban:	170.37	268.74	170.37	579.41

e Aflaaiikoste / Discharging fees:

Ingesluit: Kaaigelde, hantering, kaaibesig, agente/dokumentasie, logistiek & opnames (inspeksie van skeepsvrag) /

Included: Wharfage, handling, wharf supervision, agent/documentation, logistic & survey (inspection of shipload).

Uitgesluit: Gesondheidsinspeksie-, skeepagentskapfooi, strookbetsingsfooi vir GMO, obergingskoste asook BTW en invoerbelasting /

Excluded: Health inspection fee, Ship agency fee, strip testing fees for GMO, storage costs as well as VAT and import duty.

N.B: Sleigs 'n aanduiding, aangesien koste van opname beding kan word / N.B: Indication only, as cost of survey can be negotiated.

f Invoertarif / Import Tariff:

Sojabone/Soybeans = 8% op VAB / on FOB

Sonneblom/Sunflower = Vry / Free

Canola = 10% op VAB / on FOB

Grondbone/Groundnuts = 10% op VAB / on FOB

g Neem asb. Kennis dat Spoorwet se spoorvrag op 1 April 2016 verander het na R246.10.

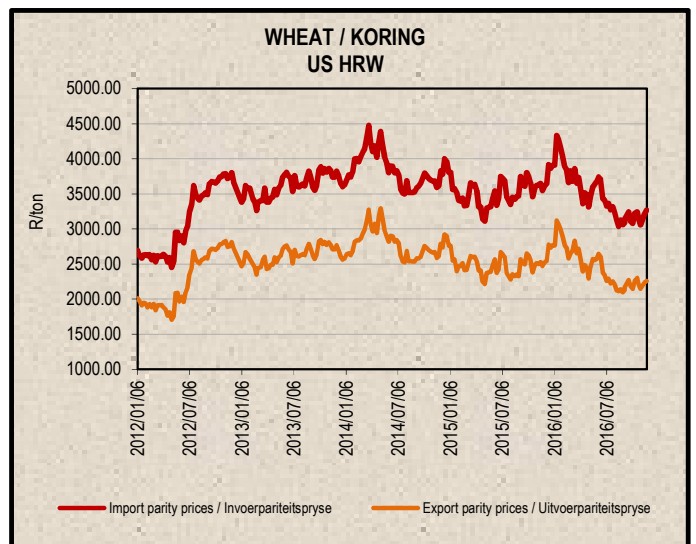
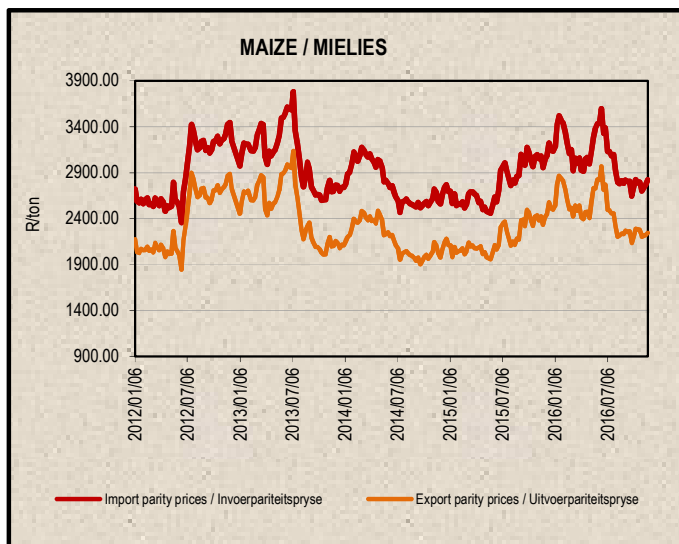
Please take note that on 1 April 2016 Spoorwet railage cost changed to R246.10.

* Kwotasies is k.a.v. pryse. VAB pryse dus berekende pryse (kav minus vraggeld) / Quotes are c.i.f. prices. FOB prices are therefore calculated prices (cif minus freight rates).

13. EXPORT PARITY PRICES (b)

13. UITVOERPARITEITPRYSE (b)

INDICATIVE EXPORT PARITY PRICES				2016/11/24		AANDUIDENDE UITVOERPARITEITSPRYSE	
This is only an example of how an export parity price can be calculated - it can vary according to need	US No3Y Maize/ Mielies Gulf/Golf (b)	US HRW Wheat/Koring Gulf/Golf (b)	US DNS 14% Wheat/Koring PNW (b)	Argentine Raw Runner 40/50 Groundnuts/ Grondbone (f)	Hierdie is slegs 'n voorbeeld van hoe 'n uitvoerpariteitsprys bereken kan word - dit kan varieer volgens behoefte		
	Dec/Des 16	Dec/Des 16	Dec/Des 16	Jun 17			
FOB Gulf value (\$/t)	161.00	192.00	248.00	1509.00	VAB Golfwaarde (\$/t)		
Difference in quality and locality of SA ¹ Maize: Plus US\$10 (\$/t)	\$10.00				Kwaliteits- en liggingsverskil van SA ¹ Mielies: Plus VSA\$10 (\$/t)		
Groundnuts: Less 3,5% of fob value				96,5%	Grondbone: Min 3,5% van vab waarde		
SA fob price (\$/t)	171.00	192.00	248.00	1456.19	SA vab prys (\$/t)		
Exchange rate (1\$=): (2016/11/22)	14.1399	14.1399	14.1399	14.1399	Wisselkoers (1\$=): (2016/11/22)		
FOB Gulf value (R/t)	2417.92	2714.86	3506.70	20590.38	VAB Golfwaarde (R/t)		
Marketing costs:					Bemerkings koste:		
Financing (Prime rate 10.50% - 30 days) (R/t)	20.87	23.43	30.26	177.70	Finansieringskoste (Primakoers 10.50% - 30 dae) (R/t)		
Railage: ²					Spoorvrag: ²		
Randfontein – Durban harbour	246.10	246.10	246.10	-	Randfontein – Durbanhawe		
Loading costs: (R/t) ³					Oplaaikoste: (R/t) ³		
Durban Harbour (Mainly spout method)	151.88	163.20	163.20	467.13	Durbanhawe (Hoofsaaklik tregter metode)		
EXPORT REALISATION (R/t):					UITVOER REALISASIE (R/t):		
Randfontein	1999.07	2282.13	3067.14	19945.55	Randfontein		
<i>Difference in quality and locality of SA (As requested by the industry)</i>				1	<i>Kwaliteits- en liggingsverskil van SA (Soos deur die bedryf versoek)</i>		
<i>As from 14 June 2012, the discount/rebate will no longer be used to calculate the export parity price on US HRW and a new calculation will be added for US DNS, also without the discount/rebate.</i>					<i>Vanaf 14 Junie 2012 sal die diskonto/premie nie meer gebruik word by die berekening van die uitvoerpariteitprys van US HRW nie en 'n nuwe berekening word nou vir US DNS gedoen, ook sonder diskonto/premie.</i>		
<i>Railage costs: Please take note that on 1 April 2016 Spoornet railage cost changed to R246.10.</i>				2	<i>Spoorvrag koste: Neem asb. Kennis dat Spoornet se spoorvrag op 1 April 2016 verander het na R246.10.</i>		
<i>Loading costs, received from Hull Blyth: Included: Cargo dues, handling, wharf supervision, agency/documentation, logistics & surveys (inspection of cargo). Excluded: Ship agent fees, health & PPECB inspections, storage facility & transport costs to storage facility, VAT & duties.</i>				3	<i>Oplaaikoste, ontvang van Hull Blyth: Ingesluit: Kaaigelde, hantering, kaaitoesig, agente/dokumentasie, logistiek & opnames (inspeksie van skeepsvrag) Uitgesluit: Skeepagentskaps-, inspeksie-, opbergings- en vervoerkoste na opbergingsfasiliteit, BTW & invoerbelasting.</i>		



14. WEATHER

For local weather, please follow the link below:
www.weathersa.co.za

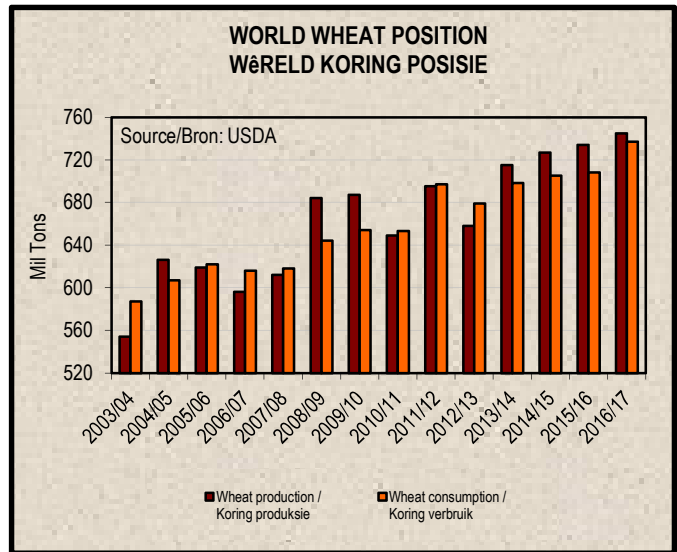
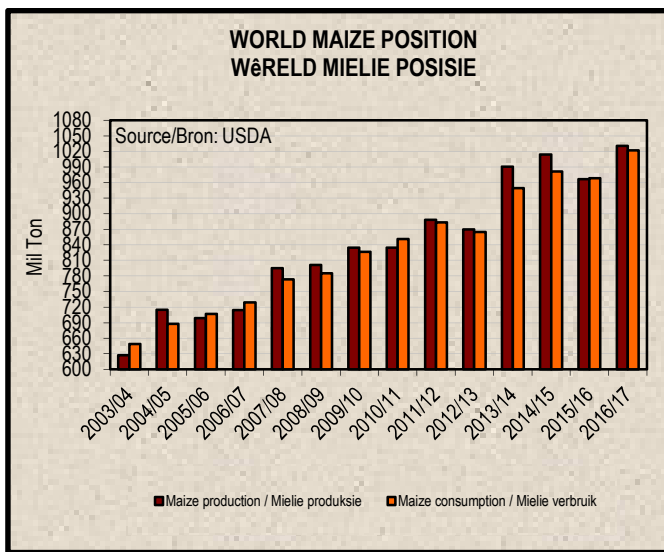
14. WEER

Vir plaaslike weer, volg asseblief die onderstaande skakel:
www.weathersa.co.za

15. SUNDRIES (g)

15. DIVERSE (g)

World Balance Sheet / Wêreld Balansstaat (2016/11/09)										
Million Ton	2016/17									Miljoen Ton
	Maize Mielies	Wheat Koring	Barley Gars	Sorghum	Oats Haver	Groundnuts Grondbone	Canola/Rape-seed	Soybeans Sojabone	Sunflower seed Sonneblomsaad	
Production	1 031	745	144	64	23	42	68	336	44	Produksie
Consumption	1 022	737	146	65	23	18	66	288	40	Verbruik
Trade	140	174	27	9	2	4	14	139	2	Handel
Stock	218	249	23	5	3	2	6	82	2	Voorraad



Sources /Bronne:

(a) = Safex; (b) = International Grains Council; (c) = CBOT; (d) = KCBT;
 (e) = Oil World; (f) = Geogalos Peanut World; (g) = USDA Fas-Online.

* Formula according to ITAC (International Trade Administration Commission of South Africa)/
 Formule volgens ITAC (International Trade Administration Commission of South Africa)

SAGIS
 Nico Hawkins
 General Manager / Hoofbestuurder

Indemnity/Vrywaring: Although everything has been done to ensure the accuracy of the information, neither SAGIS nor any of its directors or employees takes any responsibility for actions or losses that might occur as a result of the usage of this information. / Alhoewel alles gedoen is om te verseker dat die inligting korrek is, aanvaar nie SAGIS of enige van sy direkteure of werknemers verantwoordelikheid vir enige aksies of verliese as gevolg van die inligting wat gebruik is nie.