

SAGIS WEEKLY BULLETIN / SAGIS WEEKLIKSE BULLETIN

1. Producer Deliveries (ton):			1. Produsentelewerings (ton):	
Commodity	Latest week/ Jongste week: 19 - 25 Nov 2016	Total: current marketing year/ Totaal: huidige bemarkingsjaar	Total: same period previous marketing year/ Totaal: selfde periode vorige bemarkingsjaar	Kommoditeit
White maize	4 419	2 865 944	4 262 227	Witmielies
Yellow maize	8 798	3 458 050	4 362 060	Geelmielies
Total: maize	13 217	6 323 994	8 624 287	Totaal: mielies
Wheat	132 678	1 056 068	738 541	Koring

2. Imports (ton):			2. Invoere (ton):	
2.1 Imports for RSA			2.1 Invoere vir RSA	
Commodity	Latest week/ Jongste week: 19 - 25 Nov 2016	Total: current marketing year/ Totaal: huidige bemarkingsjaar	Total: same period previous marketing year/ Totaal: selfde periode vorige bemarkingsjaar	Kommoditeit
White maize	47 882	555 241	67 914	Witmielies
Yellow maize	22 261	987 272	468 556	Geelmielies
Maize Total	70 143	1 542 513	536 470	Mielies Totaal
Wheat	9 000	96 818	470 273	Koring

Origin of imports / Oorsprong van invoere

White maize/Witmielies	Yellow maize/Geelmielies	Wheat/Koring
Mexico	Argentina	Canada
USA	Brazil	Russia
		USA

2.2 Imports for other countries			2.2 Invoere vir ander lande	
Commodity	Latest week/ Jongste week: 19 - 25 Nov 2016	Total: current marketing year/ Totaal: huidige bemarkingsjaar	Total: same period previous marketing year/ Totaal: selfde periode vorige bemarkingsjaar	Kommoditeit
White maize	0	157 412	0	Witmielies
Yellow maize	0	1 132	0	Geelmielies
Maize Total	0	158 544	0	Mielies Totaal
Wheat	10 000	41 354	63 024	Koring

Origin of imports / Oorsprong van invoere

White maize/Witmielies	Yellow maize/Geelmielies	Wheat/Koring
Mexico	Argentina	Canada
USA		Russia

3. Exports (ton):
3.1 RSA Exports

Commodity	Latest week/ Jongste week: 19 - 25 Nov 2016	Total: current marketing year/ Totaal: huidige bemarkingsjaar	Total: same period previous marketing year/ Totaal: selfde periode vorige bemarkingsjaar	Kommoditeit
White maize	14 202	304 388	225 743	Witmielies
Yellow maize	8 788	173 391	126 976	Geelmielies
Maize Total	22 990	477 779	352 719	Mielies Totaal
Wheat	576	3 518	15 169	Koring

Destination of exports / Bestemming van uitvoere

White maize/Witmielies	Yellow maize/Geelmielies	Wheat/Koring
Botswana	Botswana	Botswana
Lesotho	Korea	Namibia
Malawi	Lesotho	Swaziland
Mozambique	Mozambique	Zimbabwe
Namibia	Namibia	
Swaziland	Swaziland	
Zimbabwe	Zambia	
	Zimbabwe	

3.2 Imports for Exports

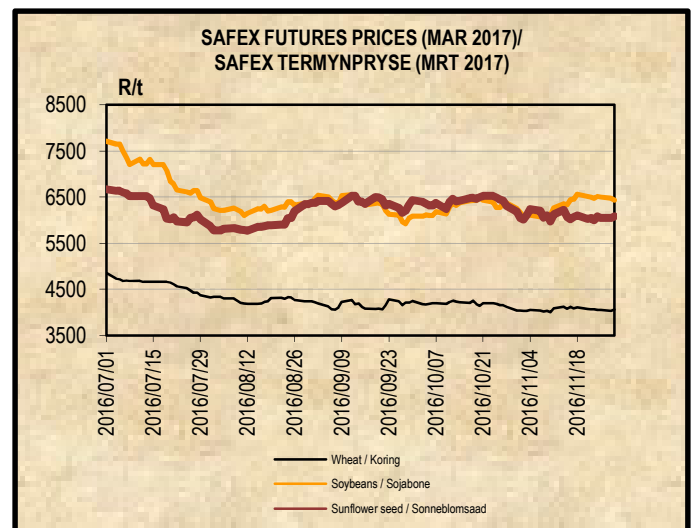
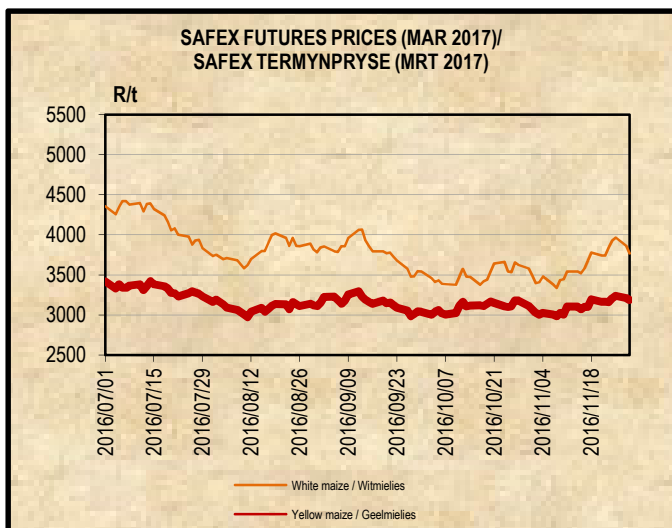
Commodity	White maize	Yellow maize	Wheat	Kommoditeit
White maize	3 629	111 259	0	Witmielies
Yellow maize	0	4 901	0	Geelmielies
Maize Total	3 629	116 160	0	Mielies Totaal
Wheat	2 685	39 414	47 986	Koring

Destination of exports / Bestemming van uitvoere

White maize/Witmielies	Yellow maize/Geelmielies	Wheat/Koring
Lesotho	Namibia	Botswana
Mozambique	Swaziland	Lesotho
Zimbabwe	Zimbabwe	Swaziland
		Zambia
		Zimbabwe

3.2 Invoere vir Uitvoere
4. DOMESTIC PRICES PER SAFEX (R/t) (a)
4. PLAASLIKE PRYSE VOLGENS SAFEX (R/t) (a)

Commodity	Future Prices / Termynpryse (2016/11/29) R/ton					Kommoditeit
	Dec-16	Mar-17	May-17	Jul-17	Sep-17	
White maize	3815.00	3766.00	2770.00	2582.00	2644.00	Witmielies
Yellow maize	3214.00	3188.00	2566.00	2550.00	2588.00	Geelmielies
Wheat	3940.00	4060.00	4109.00	4145.00	4147.00	Koring
Sunflower	5850.00	6080.00	6005.00	6025.00	6050.00	Sonneblom
Soybeans	6500.00	6430.00	6250.00	6280.00	6315.00	Sojabone
Sorghum	3570.00	3792.00	3365.00	3347.00	3448.00	Sorghum



5. IMPORT TARIFF ON MAIZE (b)*

Derived US No2Y Yellow Maize fob (Gulf) (b)	2016-11-23	2016-11-24	2016-11-25	2016-11-28	2016-11-29	Afgeleide VSA No2Y Geelmielies vab (Golf) (b)
RSA Initial Reference Price	\$110.00					RSA Oorspronklike Verwysingsprys
Base price (\$/t)	117.65	117.65	117.65	117.65	117.65	Basisprys (\$/t)
Daily price (\$/t) (IGC)	162.60	162.60	161.60	159.60	154.60	Daaglikse prys (\$/t) (IGC)
Average of 21 days (\$/t)	165.41	165.03	164.50	163.93	163.12	Gemiddeld van 21 dae (\$/t)
Deviation from base price (\$/t)	-47.76	-47.38	-46.85	-46.28	-45.47	Afwyking van basisprys (\$/t)
Duty on maize (\$/t)	-55.41	-55.03	-54.50	-53.93	-53.12	Reg op mielies (\$/t)
Duty on maize (R/t)	-769.50	-765.52	-758.59	-750.45	-739.46	Reg op mielies (R/t)
R/\$ Exchange rate (average of 21 days)	13.8874	13.9110	13.9190	13.9152	13.9205	R/\$ Wisselkoers (gemiddeld van 21 dae)
Tariff Gazetted 2006/12/08	R0.00/t					Tarief gepubliseer 2006/12/08

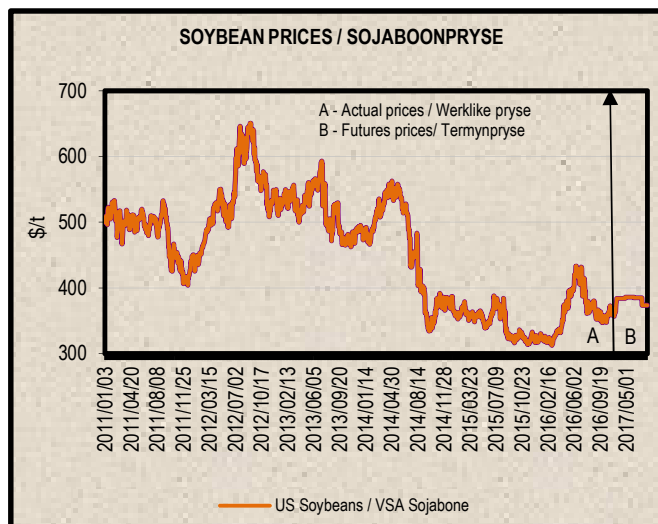
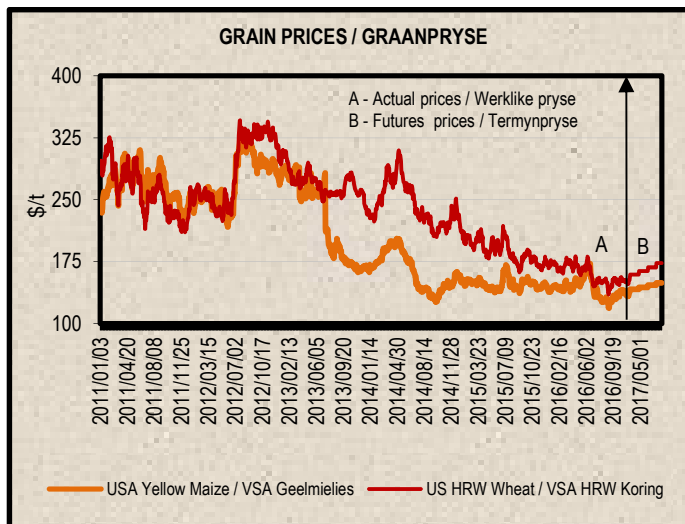
5. INVOERTARIEF OP MIELIES (b)*
6. IMPORT TARIFF ON WHEAT (b)*
6. INVOERTARIEF OP KORING (b)*

US No2 HRW fob (Gulf)	2016/11/01	2016/11/08	2016/11/15	2016/11/22	2016/11/29	VSA No2 HRW vab (Golf)
RSA Initial Reference Price	\$294.00					RSA Oorspronklike Verwysingsprys
Base price (\$/t)	193.33	193.33	193.33	193.33	193.33	Basis prys (\$/t)
Weekly price (\$/t) (IGC)	192.00	193.00	190.00	192.00	186.00	Weeklikse prys (\$/t) (IGC)
3 Weeks moving average (\$/t)	193.67	192.33	191.67	191.67	189.33	3 Weke skuiwende gemiddeld (\$/t)
Number of weeks that the deviation is more than \$10						Aantal weke wat die afwyking meer as \$10 is
Deviation from base price (\$/t)	-0.34	1.00	1.66	1.66	4.00	Afwyking van basisprys (\$/t)
Calculated Duty on wheat (\$/t)	100.33	101.67	102.33	102.33	104.67	Berekende Reg op koring (\$/t)
Calculated Duty on wheat (R/t)	1354.79	1364.15	1450.80	1446.94	1449.67	Berekende Reg op koring (R/t)
R/\$ Exchange rate	13.5033	13.4174	14.1777	14.1399	13.8499	R/\$ Wisselkoers
Tariff Gazetted 2016/08/22 (R/t)	R 1 591.40					Tarief gepubliseer 2016/08/22 (R/t)

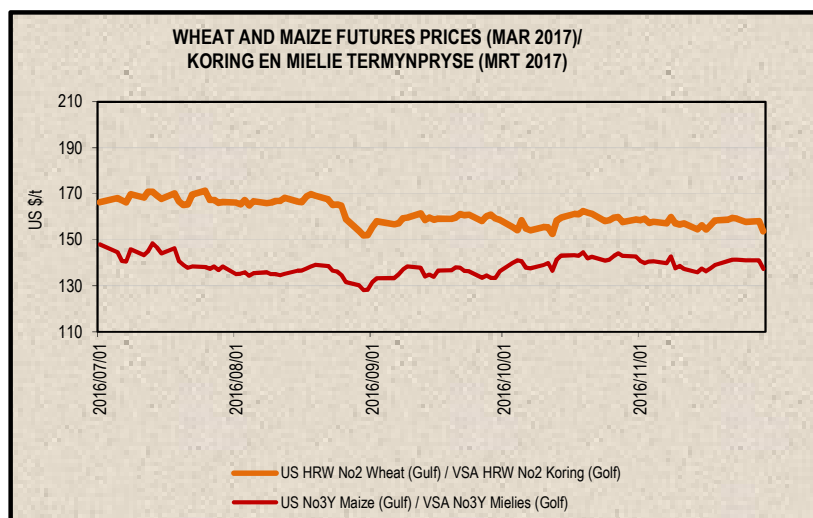
7. PRICES – INTERNATIONAL (US\$/t)

7. PRYSE - INTERNASIONAAL (VSA\$/t)

FOB (US\$/t)	Export Quotations/ Uitvoerkwotasie (b)(e)(f)				VAB (VSA\$/t)
	2016/11/29	2016/11/22	2016/11/15	2016/11/08	
US No 2 HRW Wheat (Gulf)	186.00	192.00	190.00	193.00	VSA No 2 HRW Koring (Golf)
US DNS Wheat 14% PNW	251.00	248.00	244.00	244.00	VSA DNS Koring 14% PNW
Argentine Wheat (Up River)	176.00	176.00	176.00	177.00	Argentynse Koring (Up River)
EC (France) Wheat (grade 1)	184.00	188.00	184.00	188.00	EU (Frankryk) Koring (graad 1)
EC (Germany) B Quality Wheat	184.00	187.00	187.00	189.00	EU (Duitsland) B Kwaliteit Koring
Black Sea Milling Wheat	169.00	171.00	169.00	181.00	Swart See Maalkoring
US No 3Y Maize (Gulf)	153.00	161.00	159.00	167.00	VSA No3Y Mielies (Golf)
Argentine Maize (Up River)	178.00	183.00	174.00	178.00	Argentynse Mielies (Up River)
US Sorghum (Gulf)	162.00	167.00	160.00	167.00	VSA Sorghum (Golf)
Argentine Sorghum (Up River)	161.00	162.00	158.00	163.00	Argentynse Sorghum (Up River)
US Soybeans (Gulf)	400.00	397.00	387.00	393.00	VSA Sojabone (Gulf)
Argentine Soybeans (Up River)	398.00	391.00	378.00	388.00	Argentynse Sojabone (Up River)
Canadian Canola	409.00	411.00	402.00	406.00	Kanadese Canola
Argentine Groundnuts Runners 40/50	1519.00	1509.00	1469.00	1469.00	Argentynse Grondbone 40/50 Runners
US Groundnuts Runners 40/50 shelled	1519.00	1519.00	1519.00	1519.00	VSA Grondbone 40/50 Runners uitgedop
Australian Malting Barley (Gairdner Malt)	198.00	204.00	201.00	199.00	Australiese Moutgars (Gairdner Malt)



Futures prices (US\$/t) / Termynpryse (VSA\$/t) (c)(d) (2016/11/29)							
Commodity	Dec-16	Mar-17	May-17	Jul-17	Sep-17	Dec-17	Kommoditeit
US No3 Yellow maize	132.51	137.40	140.31	143.30	146.06	149.44	VSA No3 Geelmielies
US No2 HRW wheat	146.46	153.66	158.00	162.04	167.33	174.24	VSA No2 HRW koring
US Soybeans	n/a	388.45	390.07	388.90	376.77	n/a	VSA Sojabone



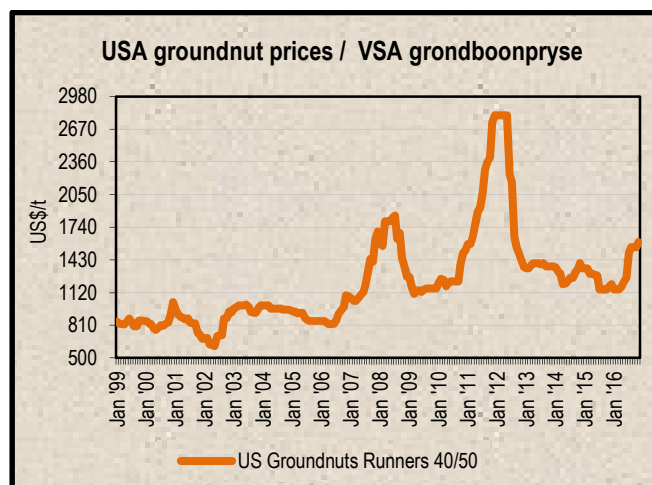
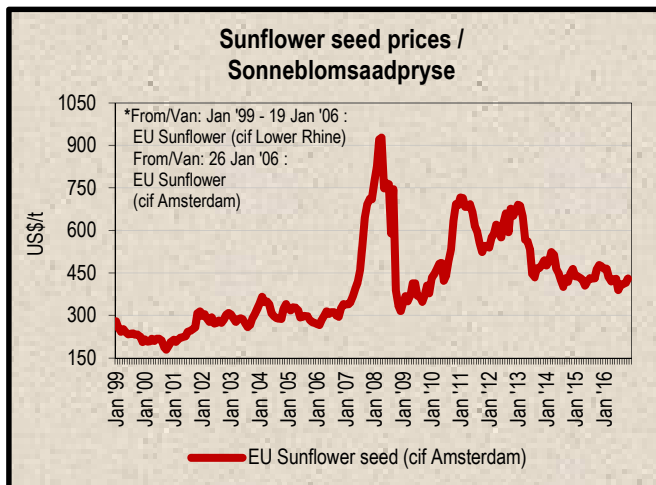
8. LOWEST REPRESENTATIVE ASKING PRICES
(US\$/t)(e)(f)(Prices of previous week)

8. LAAGSTE VERTEENWOORDIGENDE PRYSE GEVRA
(Pryse van vorige week)(VSA\$/t)(e)(f)

US\$/t	2016/11/29	2016/11/24	Change/ Verandering	VSA\$/t
Soybeans, Brazil, c.i.f. Rotterdam	426	410	3.9%	Sojabone, Brasilië, k.a.v. Rotterdam
Soybeans, USA, c.i.f. Rotterdam	422	405	4.2%	Sojabone, VSA, k.a.v. Rotterdam
Groundnuts, USA Runners 40/50*	1600	1600	0.0%	Grondbone, VSA Runners 40/50*
Groundnuts, Argentine Runners 40/50*	1600	1590	0.6%	Grondbone, Argentynse Runners 40/50*
Groundnut-oil, c.i.f. Rotterdam	1520	1520	0.0%	Grondboon-olie, k.a.v. Rotterdam
Sunflower seed, EU c.i.f. Amsterdam	430	420	2.4%	Sonneblomsaad, EU k.a.v. Amsterdam
Sunflower-oil, EU (fob) N.W. Europe	830	815	1.8%	Sonneblom-olie, EU (vab) N.W. Eur.
Rapeseed, Europe, 00, c.i.f. Hamburg	430	425	1.2%	Raapsaad, Europa, 00, k.a.v. Hamburg

* Shelled, c.i.f. Rotterdam

* Uitgedop k a v Rotterdam



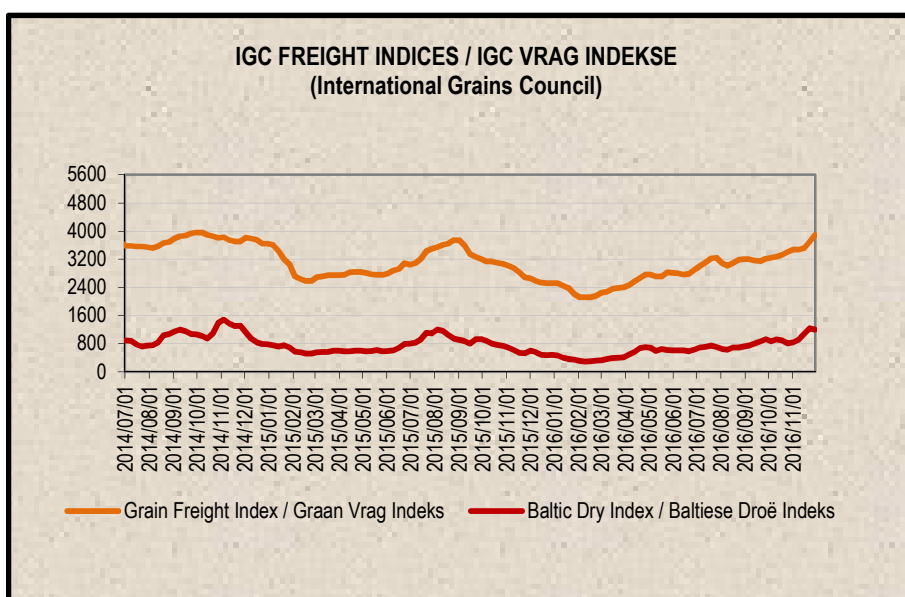
9. IGC FREIGHT INDICES (b)

9. IGC VRAG INDEKSE (b)

IGC FREIGHT INDICES / IGC VRAG INDEKSE							
	2016/10/25	2016/11/01	2016/11/08	2016/11/15	2016/11/22	2016/11/29	
Grain Freight Index*	3403	3472	3472	3520	3696	3891	Graan Vrag Indeks*
Baltic Dry Index	813	838	911	1084	1232	1202	Baltiese Droë Indeks

* IGC Grain Freight Index represents 15 major grain routes, including five from the United States of America, and two each from other main exporting nations (including Argentina, Black Sea, Europe and Canada); with base an average of the four weeks ending 11 May 2005 = 6000. The updated indices will be available on Thursdays on SAGIS' website.

* IGC Graan Vrag Indeks verteenwoordig 15 hoof graanroetes, insluitende vyf vanaf die Verenigde State van Amerika, en twee elk van ander hoof uitvoermasies (insluitende Argentinië, Swart See, Europa en Kanada); met basis 'n gemiddeld van die vier weke geëindig 11 Mei 2005 = 6000. Die opgedateerde indekse sal Donderdae op SAGIS se webwerf beskikbaar.



10. IMPORT PARITY PRICES – SUMMER GRAINS (b)

10. INVOERPARITEITPRYSE - SOMERGRANE (b)

INVOERPARITEITPRYSE VAN SOMERGRANE (BTW UITGESLT)			2016/12/01			IMPORT PARITY PRICES OF SUMMER GRAINS (VAT EXCL)		
ITEM	Nota/ Note	Mielies/Maize	Mielies/Maize	Sorghum	Sorghum	Sorghum	ITEM	
		VSA/ USA Golf/Gulf (no.3Y)	Argentynse/ Argentine Up River	VSA/ USA Golf/Gulf	Argentynse/ Argentine Up River	Australiese/ Australian Brisbane		
		\$/t	\$/t	\$/t	\$/t	\$/t		
Internasionale VAB pryse	a	153.00	178.00	162.00	161.00	206.00	International FOB prices	
Vraggeld	b	25.00	24.00	25.00	24.00	16.00	Freight Rates	
Assuransie (0.3% van VAB)		0.46	0.53	0.49	0.48	0.62	Insurance (0.3% of FOB)	
1 KOSTE, ASSURANSIE EN VRAG (KAV) \$/T		178.46	202.53	187.49	185.48	222.62	1 COST, INSURANCE AND FREIGHT (CIF) \$/T	
<i>Omskakel na R/t</i>							<i>Converted to R/t</i>	
R/\$ Wisselkoers op: 2016/11/29		13.8499	13.8499	13.8499	13.8499	13.8499	R/\$ Exchange rate on: 2016/11/29	
2 KOSTE, ASSURANSIE EN VRAG (KAV) R/t		R/t	R/t	R/t	R/t	R/t	2 COST, INSURANCE AND FREIGHT (CIF) R/t	
		2471.65	2805.02	2596.72	2568.88	3083.26		
Finansieringskoste	c	21.33	24.21	22.41	22.17	26.61	Financing cost	
3 KOSTE, ASSURANSIE, VRAG EN FINANSIERING R/t		2492.98	2829.23	2619.13	2591.05	3109.87	3 COST, INSURANCE, FREIGHT AND FINANCING R/t	
Aflaaiikoste:	d, e			146.54	146.54	146.54	Discharging cost:	
- Kaapstad		122.93	122.93	n/a	n/a	n/a	- Cape Town	
- Durban		163.11	163.11	170.37	170.37	170.37	- Durban	
Invoertarif	f	0.00	0.00	67.31	66.90	85.59	Import Tariff	
4 VRY OP SPOOR (VOS) R/t							4 FREE ON RAL (FOR) R/t	
- Kaapstad		2615.91	2952.16	n/a	n/a	n/a	- Cape Town	
- Durban		2656.09	2992.34	2832.98	2804.49	3342.00	- Durban	
Spoorvragekoste	g						Railage cost	
- Durban na Randfontein		246.10	246.10	246.10	246.10	246.10	- Durban to Randfontein	
5 GELEWER:							5 DELIVERED:	
- Durban na Randfontein R/ton		2902.19	3238.44	3079.08	3050.59	3588.10	- Durban to Randfontein R/ton	

Notas/Notes:

a Bron van pryse en vraggeld : IGC GMI
Source of prices and freight rates: IGC GMI

2016/11/29

Termyn / Term	US\$/ton (VAB/FOB)	Vraggeld/Freight Rate:	US\$/ton
Des/Dec 2016	153.00	US Golf / Gulf	25.00
Nov 2016	178.00	Argentinië / Argentina	24.00
Des/Dec 2016	162.00	Australië/Australia	16.00
Nov 2016	161.00		
Nov 2016	206.00		

b Vraggeld: bereken vir vrage van +/- 20 000 - 30 000t / Freight rates: calculated for freights of +/- 20 000 - 30 000t

c Finansieringskoste: 30 000t @ KAV @ primakoers vir 30 dae. Bron/Source: SARB 10.50% 2016/03/18
Financing cost 30 000t @ CIF @ prime rate for 30 days.

d Aflaaiikoste / Discharging costs (R/ton):

	Mielies/Maize:	Sorghum
Kaapstad / Cape Town:	122.93	n/a
Durban:	163.11	170.37

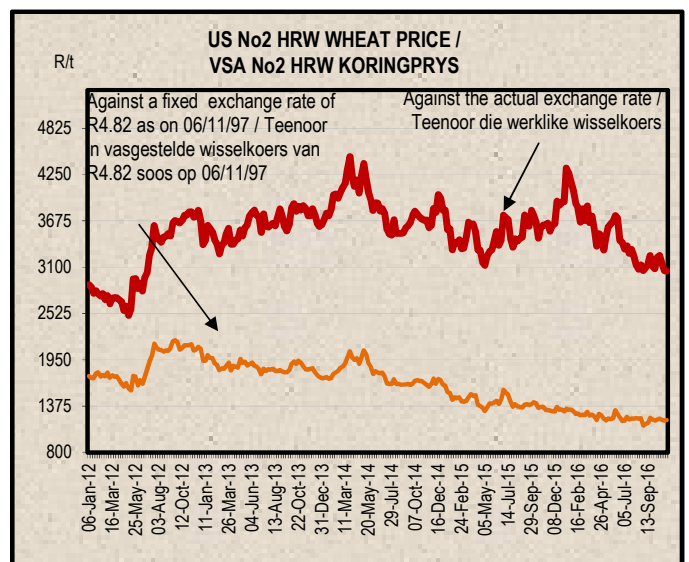
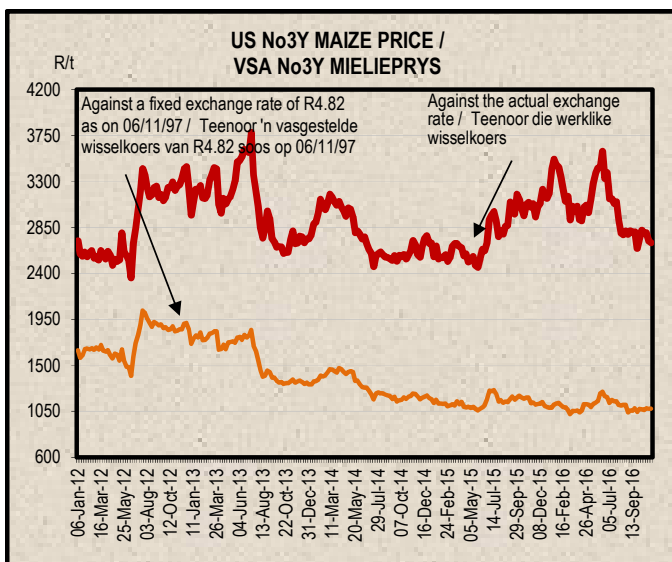
Bron / Source: Hull Blyth

e Ingesluit: Kaaigelde, hantering, kaaibesig, agente/dokumentasie, logistiek & opnames (inspeksie van skeepsvrag) / Included: Wharfage, handling, wharf supervision, agent/documentation, logistic & survey (inspection of shipload).
Uitgesluit: Gesondheidsinspeksie-, skeepsaigenskapfooi, strookbetsingsfooi vir GMO, obergingskoste asook BTW en invoerbelasting / Excluded: Health inspection fee, Ship agency fee, strip testing fees for GMO, storage costs as well as VAT and import duty.
N.B: Slegs 'n aanduiding, aangesien koste van opname beding kan word / N.B: Indication only, as cost of survey can be negotiated.

f Invoertarif / Import Tariff:

Mielies/Maize = Vry / Free
Sorghum = 3% op VAB / on FOB

g Neem asb. kennis dat 'n verandering in Spoorsetse spoorvrag op 1 April 2016 plaasgevind het na R246.10.
Please take note that there was a change in Spoorset railage cost on 1 April 2016 to R246.10.



11. IMPORT PARITY PRICES – WINTER CEREALS (b)

11. INVOERPARITEITPARYSE - WINTERGRANE (b)

INVOERPARITEITPRYSE VAN WINTERGRANE (BTW UITGESLT)			2016/12/01				IMPORT PARITY PRICES OF WINTER CEREALS (VAT EXCL)		
ITEM	Nota/ Note	Koring/Wheat	Koring/Wheat	Koring/Wheat	Koring/Wheat	Gars/Barley	Gars/Barley	ITEM	
		VSA/ USA Golf/Gulf	VSA/ USA PNW	Argentynse/ Argentine Up River	EU Duitsland/ Germany	Australiese/ Australian Adelaide	Fransse/ French Rouen		
		HRW \$/t	DNS \$/t	Trigo Pan \$/t	B kwaliteit/ quality \$/t	Mout/Malting \$/t	Mout/Malting \$/t		
Internasionale VAB pryse Vruggeld Assuransie (0.3% van VAB)	a b	186.00 25.00 0.56	251.00 25.00 0.75	176.00 24.00 0.53	184.00 22.00 0.55	198.00 17.00 0.59	209.00 *	International FOB prices Freight Rates Insurance (0.3% of FOB)	
1 KOSTE, ASSURANSIE EN VRAG (KAV) \$/T <i>Omskakel na R/t</i>		211.56	276.75	200.53	206.55	215.59	232.63	1 COST, INSURANCE AND FREIGHT (CIF) \$/T <i>Converted to R/t</i>	
R/\$ Wisselkoers op: 2016/11/29		13.8499	13.8499	13.8499	13.8499	13.8499	13.8499	R/\$ Exchange rate on: 2016/11/29	
2 KOSTE, ASSURANSIE EN VRAG (KAV) R/t		R/t 2930.08	R/t 3832.96	R/t 2777.32	R/t 2860.70	R/t 2985.90	R/t 3221.90	2 COST, INSURANCE AND FREIGHT (CIF) R/t	
Finansieringskoste	c	25.29	33.08	23.97	24.69	25.77	27.81	Financing cost	
3 KOSTE, ASSURANSIE, VRAG EN FINANSIERING R/t		2955.37	3866.04	2801.29	2885.39	3011.67	3249.71	3 COST, INSURANCE, FREIGHT AND FINANCING R/t	
Afhaalikoste	d, e							Discharging cost	
3.1 Kaapstad (Hoofsaaklik kaaihykraan metode)		124.02	124.02	124.02	124.02	157.11	157.11	3.1 Cape Town (Mainly shore cranes method)	
3.2 Durban (Hoofsaaklik suig-in-silo metode)		163.11	163.11	163.11	163.11	170.37	170.37	3.2 Durban (Mainly suction into silo method)	
Invoertarif op koring	f	1591.40	1591.40	1591.40	1591.40	0.00	0.00	Import Tariff on wheat	
4 VRYOP SPOOR (VOS) R/t								4 FREE ON RAIL (FOR) R/t	
4.1 Kaapstadhawe		4670.79	5581.46	4516.71	4600.81	3168.78	3406.82	4.1 Cape Town Harbour	
4.2 Durbanhawe		4709.88	5620.55	4555.80	4639.90	3182.04	3420.08	4.2 Durban Harbour	
Spoorvragkoste	g							Railage cost	
- Kaapstad na Paarl		85.60	85.60	85.60	85.60	n/a	n/a	- Cape Town to Paarl	
- Durban na Randfontein		246.10	246.10	246.10	246.10	246.10	246.10	- Durban to Randfontein	
5 GELEWER:								5 DELIVERED:	
- Kaapstad na Paarl R/ton		4756.39	5667.06	4602.31	4686.41	n/a	n/a	- Cape Town to Paarl R/ton	
- Durban na Randfontein R/ton		4955.98	5866.65	4801.90	4886.00	3428.14	3666.18	- Durban to Randfontein R/ton	

Notes/Notas:
2016/11/29

a Bron van pryse en vruggeld : IGC GMI
Source of prices and freight rates: IGC GMI

Termyn / Term	VAB/FOB US\$/ton	Vruggeld / Freight Rate: US\$/ton	Gars/Barley = US\$ + 1
Des/Dec 2016	186.00	US (Golf / Gulf)	25.00
Des/Dec 2016	251.00	Argentinië / Argentine (Upriver)	24.00
Nov 2016	176.00	EEC (Bordeaux Hamburg)	22.00
Nov 2016	184.00	Australië / Australia (Eastern)	16.00
Nov 2016	198.00		17.00
Nov 2016	209.00		

b Vruggeld: bereken vir vragte van +/- 20 000 - 30 000t / Freight rates: calculated for freights of +/- 20 000 - 30 000t

c Finansieringskoste: 30 000t @ KAV @ primakoers vir 30 dae. Bron/Source: SARB 10.50% 2016/03/18
Financing cost: 30 000t @ CIF @ prime rate for 30 days.

d Afhaalikoste / Discharging cost (R/ton):

	Koring/Wheat:	Gars/Barley:
Kaapstad /		
Cape Town:	124.02	157.11
Durban:	163.11	170.37

Bron / Source: Hull Blyfh

e Ingesluit: Kaagelde, hantering, kaaibesig, agente/dokumentasie, logistiek & opnames (inspeksie van skeepsvrag).
Included: Wharfage, handling, wharf supervision, agent/documentation, logistic & survey (inspection of shipload).
Uitgesluit: Gesondheidsinspeksie-, skeepagentskapfooi, strookbetsingsfooi vir GMO, opbergingskoste asook BTW en invoerbelasting.
Excluded: Health inspection fee, Ship agency fee, strip testing fees for GMO, storage costs as well as VAT and import duty.
N.B. Slegs 'n aanduiding, aangesien koste van opname beding kan word / N.B. Indication only, as cost of survey can be negotiated.

f Invoertarif / Import Tariff:
Koring/Wheat = R1591.40 p/ton
Gars/Barley = Vry/Free

g Neem asb. Kennis dat Spoorwet se spoorvrag op 1 April 2016 verander het soos volg:
Kaapstad na Paarl R85.60 en Durban na Randfontein R246.10.
Please take note that on 1 April 2016 Spoorwet railage cost changed as follows:
Cape Town to Paarl R85.60 and Durban to Randfontein R246.10.

* Prys laaste ontvang: 2016/09/27 / Price last received: 2016/09/27 .

12. IMPORT PARITY PRICES – OIL SEEDS (b)(e)(f)

12. INVOERPARITEITPRYSE - OLIESADE (b)(e)(f)

INVOERPARITEITPRYSE VAN OLIESADE (BTW UITGESLT)		2016/12/01							IMPORT PARITY PRICES OF OIL SEEDS (VAT EXCL)	
ITEM	Nota/ Note	Sojabone/ Soybeans	Sojabone/ Soybeans	Sojabone/ Soybeans	Sonneblom/ Sunflower	Canola	Grondbone/ Groundnuts	Grondbone/ Groundnuts	ITEM	
		VSA/ USA Golf/Gulf	Argentynse/ Argentine Up River	Brazilië/ Brazil Paranagua	EU Franse/ French Bordeaux	Kanadese/ Canadian Vancouver	Argentynse/ Argentine Raw Runners 40/50	VSA/ USA Raw Runners 40/50		
		\$/t	\$/t	\$/t	\$/t	\$/t	\$/t	\$/t		
Internasionale VAB pryse	a	400.00	398.00	402.00	408.00	409.00	1519.00 *	1519.00 *	International FOB prices	
Vraggeld	b	25.00	24.00	24.00	22.00	30.00	81.00	25.00	Freight Rates	
Assuransie (0.3% van VAB)		1.20	1.19	1.21	1.22	1.23	4.56	4.56	Insurance (0.3% of FOB)	
1 KOSTE, ASSURANSIE EN VRAG (KAV) \$/t Omskakel na R/t R/\$ Wisselkoers op: 2016/11/29		426.20	423.19	427.21	431.22	440.23	1604.56	1548.56	1 COST, INSURANCE AND FREIGHT (CIF) \$/T Converted to R/t R/\$ Exchange rate on: 2016/11/29	
2 KOSTE, ASSURANSIE EN VRAG (KAV) R/t		13.8499 R/t	13.8499 R/t	13.8499 R/t	13.8499 R/t	13.8499 R/t	13.8499 R/t	13.8499 R/t	2 COST, INSURANCE AND FREIGHT (CIF) R/t	
3 KOSTE, ASSURANSIE, VRAG EN FINANSIERING R/t	c	5902.83	5861.14	5916.82	5972.35	6097.14	22223.00	21447.40	3 COST, INSURANCE, FREIGHT AND FINANCING R/t	
Finansieringskoste		50.94	50.58	51.06	51.54	52.62	191.79	185.09	Financing cost	
4 VRY OP SPOOR (VOS) R/t Durban	d, e	5953.77	5911.72	5967.88	6023.89	6149.76	22414.79	21632.49	4 FREE ON RAIL (FOR) R/t Durban	
Aflaakoste: Durban	f	170.37	170.37	170.37	268.74	170.37	579.41	579.41	Discharging cost: Durban	
Invoertarif		443.20	440.98	445.41	0.00	566.46	2103.80	2103.80	Import Tariff	
5 GELEWER: - Durban na Randfontein R/ton	g	6567.34	6523.07	6583.66	6292.63	6886.59	25098.00	24315.70	5 DELIVERED: - Durban to Randfontein R/ton	
Spoorvragkoste - Durban na Randfontein		246.10	246.10	246.10	246.10	246.10	-	-	Railage cost - Durban to Randfontein	
		6813.44	6769.17	6829.76	6538.73	7132.69	-	-		

Notas/Notes:

a Bron van pryse en vraggeld / Source of prices and freight rates : IGC (GMI), Geogalos Peanut World & Oilworld
2016/11/29

Termyn / Term	US\$/ton (VAB/FOB)	Vraggeld/Freight Rate:	US\$/ton
Sojabone/Soybeans: VSA/USA (Golf/Gulf)	400.00	US Golf / Gulf	25.00
Sojabone/Soybeans: Argentinië/Argentina (Up River)	398.00	Argentinië / Argentina	24.00
Sojabone/Soybeans: Brazilië/Brazil (Paranagua)	402.00	EEC (Bordeaux/Hamburg)	22.00
Sonneblom/Sunflower: EU Frankryk/France (Bordeaux)	408.00	Kanada/Canada (North Pacific)	30.00
Canola: Kanada/Canada (Vancouver)	409.00	Grondbone/Groundnuts (ARG)	81.00
Grondbone/Groundnuts: Argentinië/Argentina (Raw Runner 40/50)	1519.00		
Grondbone/Groundnuts: VSA/USA (Runners 40/50)	1519.00		

b Vraggeld: bereken vir vragte van +/- 20 000 - 30 000t / Freight rates: calculated for freights of +/- 20 000 - 30 000t

c Finansieringskoste: 30 000t @ KAV @ primakoers vir 30 dae. Bron/Source: SARB 10.50% 2016/03/18

Financing cost: 30 000t @ CIF @ prime rate for 30 days.

d Aflaakoste / Discharging costs (R/ton):

	Sojabone/ Soybeans	Sonneblom/ Sunflower	Canola	Grondbone/ Groundnuts
Durban:	170.37	268.74	170.37	579.41

e Aflaakoste / Discharging fees:

Ingesluit: Kaaigelde, hantering, kaaioesig, agente/dokumentasie, logistiek & opnames (inspeksie van skeepsvrag) /

Included: Wharfage, handling, wharf supervision, agent/documentation, logistic & survey (inspection of shipload).

Uitgesluit: Gesondheidsinspeksie-, skeepsagentskapfooi, strooktoetsingsfooi vir GMO, opbergingskoste asook BTW en invoerbelasting /

Excluded: Health inspection fee, Ship agency fee, strip testing fees for GMO, storage costs as well as VAT and import duty.

N.B: Slegs 'n aanduiding, aangesien koste van opname beding kan word / N.B: Indication only, as cost of survey can be negotiated.

f Invoertarif / Import Tariff:

Sojabone/Soybeans = 8% op VAB / on FOB

Sonneblom/Sunflower = Vry / Free

Canola = 10% op VAB / on FOB

Grondbone/Groundnuts = 10% op VAB / on FOB

g Neem asb. Kennis dat Spoorwet se spoorvrag op 1 April 2016 verander het na R246.10.

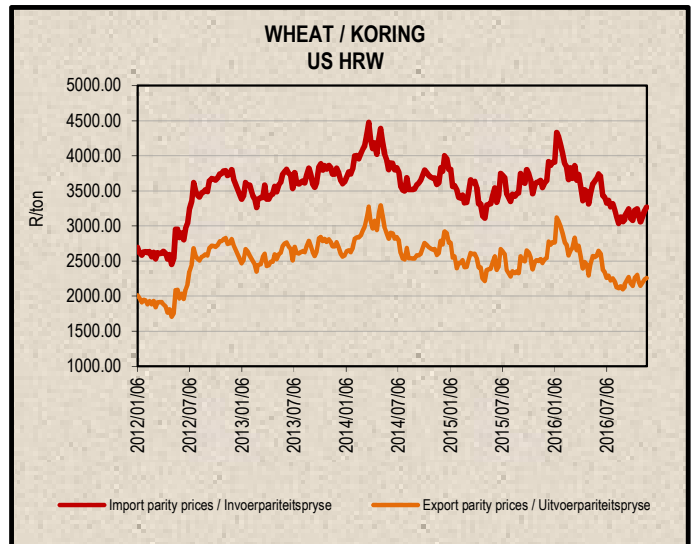
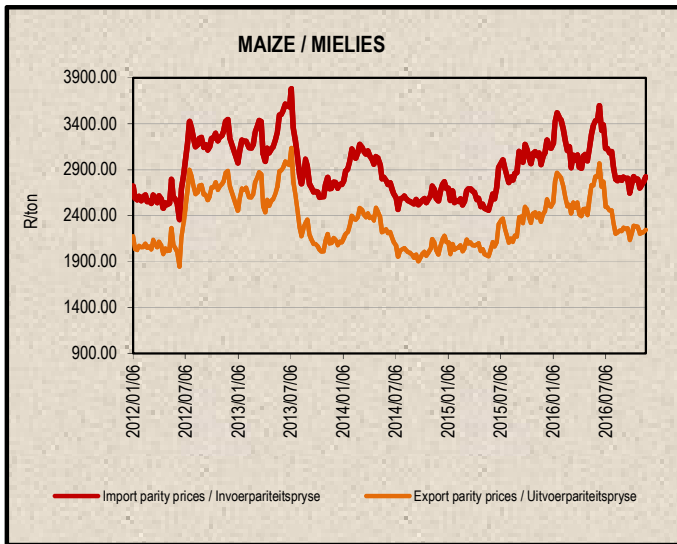
Please take note that on 1 April 2016 Spoorwet railage cost changed to R246.10.

* Kwotasies is k.a.v. pryse. VAB pryse dus berekende pryse (kav minus vraggeld) / Quotes are c.i.f. prices. FOB prices are therefore calculated prices (cif minus freight rates).

13. EXPORT PARITY PRICES (b)

13. UITVOERPARITEITSPRYSE (b)

INDICATIVE EXPORT PARITY PRICES				2016/12/01		AANDUIDENDE UITVOERPARITEITSPRYSE	
This is only an example of how an export parity price can be calculated - it can vary according to need	US No3Y Maize/ Mielies Gulf/Golf (b)	US HRW Wheat/Koring Gulf/Golf (b)	US DNS 14% Wheat/Koring PNW (b)	Argentine Raw Runner 40/50 Groundnuts/ Grondbone (f)	Hierdie is slegs 'n voorbeeld van hoe 'n uitvoerpariteitsprys bereken kan word - dit kan varieer volgens behoefte		
	Dec/Des 16	Dec/Des 16	Dec/Des 16	Jun 17			
FOB Gulf value (\$/t)	153.00	186.00	251.00	1519.00	VAB Golfwaarde (\$/t)		
Difference in quality and locality of SA ¹ Maize: Plus US\$10 (\$/t) Groundnuts: Less 3,5% of fob value	\$10.00			96,5%	Kwaliteits- en liggingsverskil van SA ¹ Mielies: Plus VSA\$10 (\$/t) Grondbone: Min 3,5% van vab waarde		
SA fob price (\$/t)	163.00	186.00	251.00	1465.84	SA vab prys (\$/t)		
Exchange rate (1\$=): (2016/11/29)	13.8499	13.8499	13.8499	13.8499	Wisselkoers (1\$=): (2016/11/29)		
FOB Gulf value (R/t)	2257.53	2576.08	3476.32	20301.74	VAB Golfwaarde (R/t)		
Marketing costs:					Bemerkings koste:		
Financing (Prime rate 10.50% - 30 days) (R/t)	19.48	22.23	30.00	175.21	Finansieringskoste (Primakoers 10.50% - 30 dae) (R/t)		
Railage: ² Randfontein – Durban harbour	246.10	246.10	246.10	-	Spoorvrage: ² Randfontein – Durbanhawe		
Loading costs: (R/t) ³ Durban Harbour (Mainly spout method)	151.88	163.20	163.20	467.13	Oplaaikoste: (R/t) ³ Durbanhawe (Hoofsaaklik tregter metode)		
EXPORT REALISATION (R/t):					UITVOER REALISASIE (R/t):		
Randfontein	1840.07	2144.55	3037.02	19659.40	Randfontein		
<p><i>Difference in quality and locality of SA (As requested by the industry)</i></p> <p>As from 14 June 2012, the discount/rebate will no longer be used to calculate the export parity price on US HRW and a new calculation will be added for US DNS, also without the discount/rebate.</p> <p>Railage costs: Please take note that on 1 April 2016 Spoornet railage cost changed to R246.10.</p> <p>Loading costs, received from Hull Blyth: Included: Cargo dues, handling, wharf supervision, agency/documentation, logistics & surveys (inspection of cargo). Excluded: Ship agent fees, health & PPECB inspections, storage facility & transport costs to storage facility, VAT & duties.</p>				<p><i>Kwaliteits- en liggingsverskil van SA (Soos deur die bedryf versoek)</i></p> <p>Vanaf 14 Junie 2012 sal die diskonto/premie nie meer gebruik word by die berekening van die uitvoerpariteitprys van US HRW nie en 'n nuwe berekening word nou vir US DNS gedoen, ook sonder diskonto/premie.</p> <p>Spoorvrage koste: Neem asb. Kennis dat Spoornet se spoorvrage op 1 April 2016 verander het na R246.10.</p> <p>Oplaaikoste, ontvang van Hull Blyth: Ingesluit: Kaaigelde, hantering, kaaitoesig, agente/dokumentasie, logistiek & opnames (inspeksie van skeepsvrage) Uitgesluit: Skeepagentskaps-, inspeksie-, opbergings- en vervoerkoste na opbergingsfasiliteit, BTW & invoerbelasting.</p>			



14. WEATHER

For local weather, please follow the link below:
www.weathersa.co.za

14. WEER

Vir plaaslike weer, volg asseblief die onderstaande skakel:
www.weathersa.co.za

15. SUNDRIES (g)

15. DIVERSE (g)

RSA GRAIN & OILSEED POSITION / RSA GRAAN & OLIESAAD POSISIE

		White Maize / Witmielies	Yellow Maize / Geelmielies	Total Maize / Totaal Mielies	Barley / Gars	Oats / hawer	Wheat / Koring
From:		2016/05	2016/05	2016/05			
Until:		2016/10	2016/10	2016/10	2016/10	2016/10	2016/10
Opening stock / beginvoorraad		1 307 867	1 163 200	2 471 067	169 892	15 346	827 232
Deliveries / Lewerings	(a)	2 852 462	3 434 991	6 287 453	156 029	2 724	238 621
Imports / Invoere		409 799	938 174	1 347 973	0	0	53 488
Utilisation / Aanwending	(b)	2 160 656	2 999 982	5 160 638	32 464	3 086	287 010
Exports / Uitvoere		287 752	194 486	482 238	1952	0	1 618
Sundries / Diverse	(c)	-22 198	159	-22 039	-1447	-54	2 014
Unutilised stock/ Onaangewende voorraad		2 143 918	2 341 738	4 485 656	292 952	15 038	828 699

		Sorghum	Canola	Groundnuts / Grondbone	Soybeans / Sojabone	Sunflower / Sonneblom
From:		2016/03		2016/03	2016/03	2016/03
Until:		2016/10	2016/10	2016/10	2016/10	2016/10
Opening stock / beginvoorraad		83 142	16 386	12 174	89 128	45 867
Deliveries / Lewerings	(a)	62 393	79 893	17 107	697 940	749 213
Imports / Invoere		77 354	0	30 536	268 695	18 475
Utilisation / Aanwending	(b)	116 971	11 865	40 992	728 522	470 444
Exports / Uitvoere		10 770	0	6 758	6 255	167
Sundries / Diverse	(c)	5 298	-192	122	-1 227	601
Unutilised stock/ Onaangewende voorraad		89 850	84 606	11 945	322 213	342 343

Notes:

- (a) Deliveries directly from farms. / Lewerings direk vanaf plase.
- (b) Includes withdrawn by farmers, end-consumers and seed (d). / Ingesluit onttrekking deur produsente, eindverbruikers en saad vir plantdoeleindes (d).
- (c) Includes surplus and shortages. / Ingesluit surplusse en tekorte.
- (d) Seed: No seed information for maize and sorghum. / Saad: Geen saad inligting vir mielies en sorghum nie.

Sources /Bronne:

(a) = Safex; (b) = International Grains Council; (c) = CBOT; (d) = KCBT;
 (e) = Oil World; (f) = Georgalos Peanut World; (g) = SAGIS.

* Formula according to ITAC (International Trade Administration Commission of South Africa)/
 Formule volgens ITAC (International Trade Administration Commission of South Africa)

SAGIS
 Nico Hawkins
 General Manager / Hoofbestuurder

Indemnity/Vrywaring: Although everything has been done to ensure the accuracy of the information, neither SAGIS nor any of its directors or employees takes any responsibility for actions or losses that might occur as a result of the usage of this information. / Alhoewel alles gedoen is om te verseker dat die inligting korrek is, aanvaar nie SAGIS of enige van sy direkteure of werknemers verantwoordelikheid vir enige aksies of verliese as gevolg van die inligting wat gebruik is nie.