

SAGIS WEEKLY BULLETIN / SAGIS WEEKLIKSE BULLETIN

| 1. Producer Deliveries (ton): | | | 1. Produsentelewerings (ton): | |
|-------------------------------|--|--|---|-----------------|
| Commodity | Latest week/ Jongste week: 26 Nov - 2 Dec/Des 2016 | Total: current marketing year/ Totaal: huidige bemarkingsjaar | Total: same period previous marketing year/ Totaal: selfde periode vorige bemarkingsjaar | Kommoditeit |
| White maize | 2 711 | 2 873 747 | 4 285 990 | Witmielies |
| Yellow maize | 5 728 | 3 474 173 | 4 381 148 | Geelmielies |
| Total: maize | 8 439 | 6 347 920 | 8 667 138 | Totaal: mielies |
| Wheat | 132 018 | 1 244 429 | 992 899 | Koring |

| 2. Imports (ton): | | | 2. Invoere (ton): | |
|---------------------|--|--|---|----------------|
| 2.1 Imports for RSA | | | 2.1 Invoere vir RSA | |
| Commodity | Latest week/ Jongste week: 26 Nov - 2 Dec/Des 2016 | Total: current marketing year/ Totaal: huidige bemarkingsjaar | Total: same period previous marketing year/ Totaal: selfde periode vorige bemarkingsjaar | Kommoditeit |
| White maize | 41 868 | 595 489 | 68 206 | Witmielies |
| Yellow maize | 51 511 | 1 038 783 | 561 744 | Geelmielies |
| Maize Total | 93 379 | 1 634 272 | 629 950 | Mielies Totaal |
| Wheat | 0 | 96 818 | 472 468 | Koring |

Origin of imports / Oorsprong van invoere

| White maize/Witmielies | Yellow maize/Geelmielies | Wheat/Koring |
|------------------------|--------------------------|--------------|
| Mexico | Argentina | Canada |
| USA | Brazil | Russia |
| | | USA |
| | | |
| | | |
| | | |
| | | |
| | | |

| 2.2 Imports for other countries | | | 2.2 Invoere vir ander lande | |
|---------------------------------|--|--|---|----------------|
| Commodity | Latest week/ Jongste week: 26 Nov - 2 Dec/Des 2016 | Total: current marketing year/ Totaal: huidige bemarkingsjaar | Total: same period previous marketing year/ Totaal: selfde periode vorige bemarkingsjaar | Kommoditeit |
| White maize | 0 | 159 032 | 0 | Witmielies |
| Yellow maize | 0 | 1 132 | 0 | Geelmielies |
| Maize Total | 0 | 160 164 | 0 | Mielies Totaal |
| Wheat | 0 | 41 501 | 63 279 | Koring |

Origin of imports / Oorsprong van invoere

| White maize/Witmielies | Yellow maize/Geelmielies | Wheat/Koring |
|------------------------|--------------------------|--------------|
| Mexico | Argentina | Canada |
| USA | | Russia |
| | | |

3. Exports (ton):
3.1 RSA Exports

| Commodity | Latest week/ Jongste week: 26 Nov - 2 Dec/Des 2016 | Total: current marketing year/ Totaal: huidige bemarkingsjaar | Total: same period previous marketing year/ Totaal: selfde periode vorige bemarkingsjaar | Kommoditeit |
|--------------|--|--|---|----------------|
| White maize | 13 105 | 317 014 | 237 175 | Witmielies |
| Yellow maize | 10 051 | 183 442 | 134 191 | Geelmielies |
| Maize Total | 23 156 | 500 456 | 371 366 | Mielies Totaal |
| Wheat | 2 625 | 6 143 | 16 470 | Koring |

3. Uitvoere (ton):
3.1 RSA Uitvoere
Destination of exports / Bestemming van uitvoere

| White maize/Witmielies | Yellow maize/Geelmielies | Wheat/Koring |
|------------------------|--------------------------|--------------|
| Botswana | Botswana | Botswana |
| Lesotho | Korea | Lesotho |
| Malawi | Lesotho | Namibia |
| Mozambique | Mozambique | Swaziland |
| Namibia | Namibia | Zimbabwe |
| Swaziland | Swaziland | |
| Zimbabwe | Zambia | |
| | Zimbabwe | |

3.2 Imports for Exports

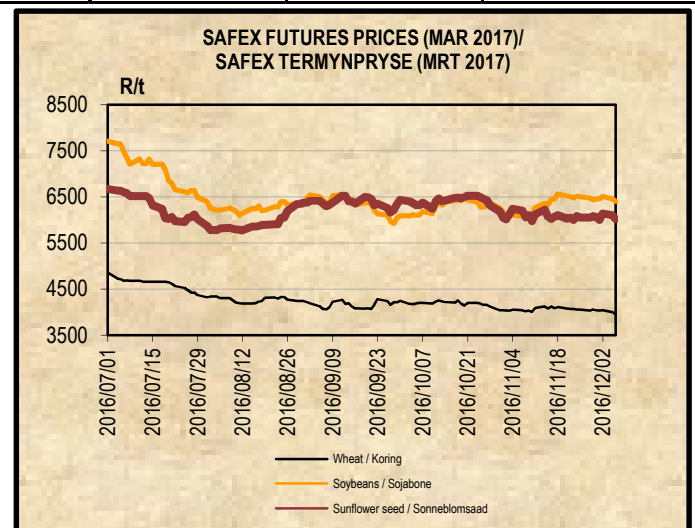
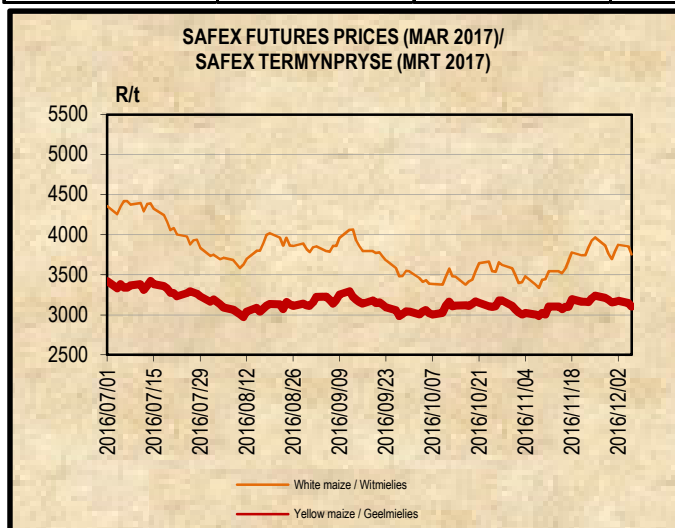
| Commodity | Latest week/ Jongste week: 26 Nov - 2 Dec/Des 2016 | Total: current marketing year/ Totaal: huidige bemarkingsjaar | Total: same period previous marketing year/ Totaal: selfde periode vorige bemarkingsjaar | Kommoditeit |
|--------------|--|--|---|----------------|
| White maize | 4 134 | 1 115 872 | 0 | Witmielies |
| Yellow maize | 0 | 4 901 | 0 | Geelmielies |
| Maize Total | 4 134 | 1 120 773 | 0 | Mielies Totaal |
| Wheat | 2 665 | 42 079 | 55 565 | Koring |

3.2 Invoere vir Uitvoere
Destination of exports / Bestemming van uitvoere

| White maize/Witmielies | Yellow maize/Geelmielies | Wheat/Koring |
|------------------------|--------------------------|--------------|
| Lesotho | Namibia | Botswana |
| Mozambique | Swaziland | Lesotho |
| Zimbabwe | Zimbabwe | Swaziland |
| | | Zambia |
| | | Zimbabwe |

4. DOMESTIC PRICES PER SAFEX (R/t) (a)
4. PLAASLIKE PRYSE VOLGENS SAFEX (R/t) (a)

| Commodity | Future Prices / Termynpryse (2016/12/06) R/ton | | | | | Kommoditeit |
|--------------|--|---------|---------|---------|---------|-------------|
| | Dec-16 | Mar-17 | May-17 | Jul-17 | Sep-17 | |
| White maize | 4010.00 | 3755.00 | 2830.00 | 2630.00 | 2660.00 | Witmielies |
| Yellow maize | 3226.00 | 3104.00 | 2593.00 | 2581.00 | 2614.00 | Geelmielies |
| Wheat | 3808.00 | 3945.00 | 4030.00 | 4060.00 | 4110.00 | Koring |
| Sunflower | 5830.00 | 6020.00 | 5990.00 | 6085.00 | 6150.00 | Sonneblom |
| Soybeans | 6590.00 | 6401.00 | 6149.00 | 6244.00 | 6347.00 | Sojabone |
| Sorghum | 3570.00 | 3792.00 | 3371.00 | 3300.00 | 3448.00 | Sorghum |



5. IMPORT TARIFF ON MAIZE (b)*

| Derived US No2Y Yellow Maize fob (Gulf) (b) | 2016-11-30 | 2016-12-01 | 2016-12-02 | 2016-12-05 | 2016-12-06 | Afgeleide VSA No2Y Geelmielies vab (Golf) (b) |
|--|-----------------|------------|------------|------------|------------|--|
| RSA Initial Reference Price | \$110.00 | | | | | RSA Oorspronklike Verwysingsprys |
| Base price (\$/t) | 117.65 | 117.65 | 117.65 | 117.65 | 117.65 | Basisprys (\$/t) |
| Daily price (\$/t) (IGC) | 154.60 | 152.60 | 155.60 | 159.60 | 160.60 | Daaglikse prys (\$/t) (IGC) |
| Average of 21 days (\$/t) | 162.46 | 161.74 | 161.12 | 160.70 | 160.41 | Gemiddeld van 21 dae (\$/t) |
| Deviation from base price (\$/t) | -44.81 | -44.09 | -43.47 | -43.05 | -42.76 | Afwyking van basisprys (\$/t) |
| Duty on maize (\$/t) | -52.46 | -51.74 | -51.12 | -50.70 | -50.41 | Reg op mielies (\$/t) |
| Duty on maize (R/t) | -731.49 | -722.67 | -715.46 | -710.31 | -706.63 | Reg op mielies (R/t) |
| R/\$ Exchange rate (average of 21 days) | 13.9438 | 13.9674 | 13.9957 | 14.0101 | 14.0176 | R/\$ Wisselkoers (gemiddeld van 21 dae) |
| Tariff Gazetted 2006/12/08 | R0.00/t | | | | | Tarief gepubliseer 2006/12/08 |

5. INVOERTARIEF OP MIELIES (b)*
6. IMPORT TARIFF ON WHEAT (b)*

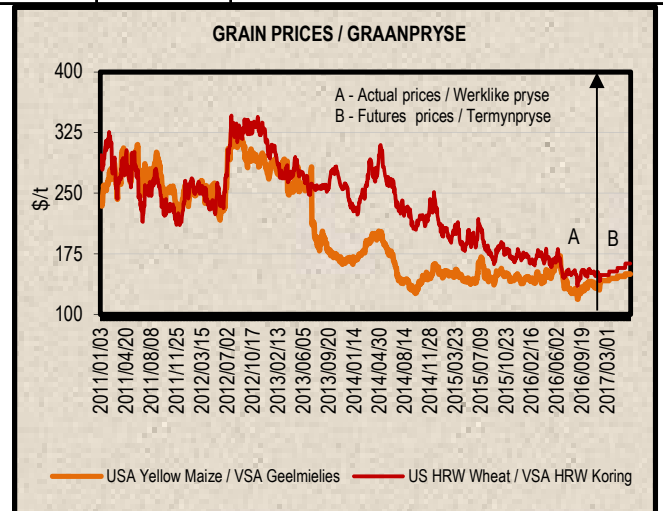
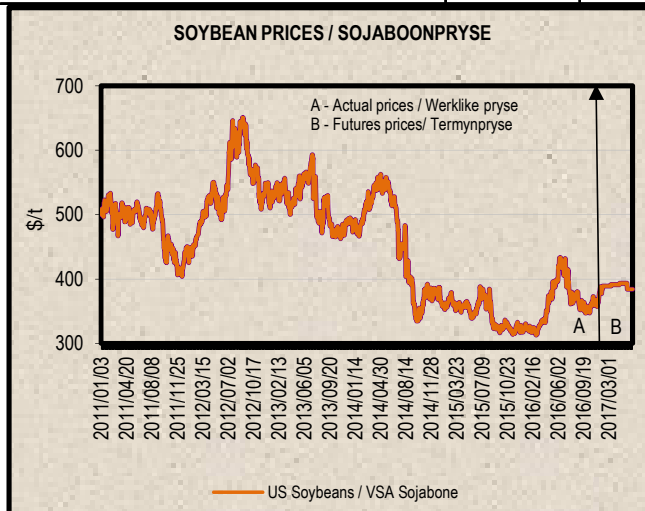
| US No2 HRW fob (Gulf) | 2016/11/08 | 2016/11/15 | 2016/11/22 | 2016/11/29 | 2016/12/06 | VSA No2 HRW vab (Golf) |
|---|-------------------|------------|------------|------------|------------|---|
| RSA Initial Reference Price | \$294.00 | | | | | RSA Oorspronklike Verwysingsprys |
| Base price (\$/t) | 193.33 | 193.33 | 193.33 | 193.33 | 193.33 | Basis prys (\$/t) |
| Weekly price (\$/t) (IGC) | 193.00 | 190.00 | 192.00 | 186.00 | 179.00 | Weeklikse prys (\$/t) (IGC) |
| 3 Weeks moving average (\$/t) | 192.33 | 191.67 | 191.67 | 189.33 | 185.67 | 3 Weke skuiwende gemiddeld (\$/t) |
| Number of weeks that the deviation is more than \$10 | | | | | | Aantal weke wat die afwyking meer as \$10 is |
| Deviation from base price (\$/t) | 1.00 | 1.66 | 1.66 | 4.00 | 7.66 | Afwyking van basisprys (\$/t) |
| Calculated Duty on wheat (\$/t) | 101.67 | 102.33 | 102.33 | 104.67 | 108.33 | Berekende Reg op koring (\$/t) |
| Calculated Duty on wheat (R/t) | 1364.15 | 1450.80 | 1446.94 | 1449.67 | 1483.36 | Berekende Reg op koring (R/t) |
| R/\$ Exchange rate | 13.4174 | 14.1777 | 14.1399 | 13.8499 | 13.6930 | R/\$ Wisselkoers |
| Tariff Gazetted 2016/08/22 (R/t) | R 1 591.40 | | | | | Tarief gepubliseer 2016/08/22 (R/t) |

6. INVOERTARIEF OP KORING (b)*

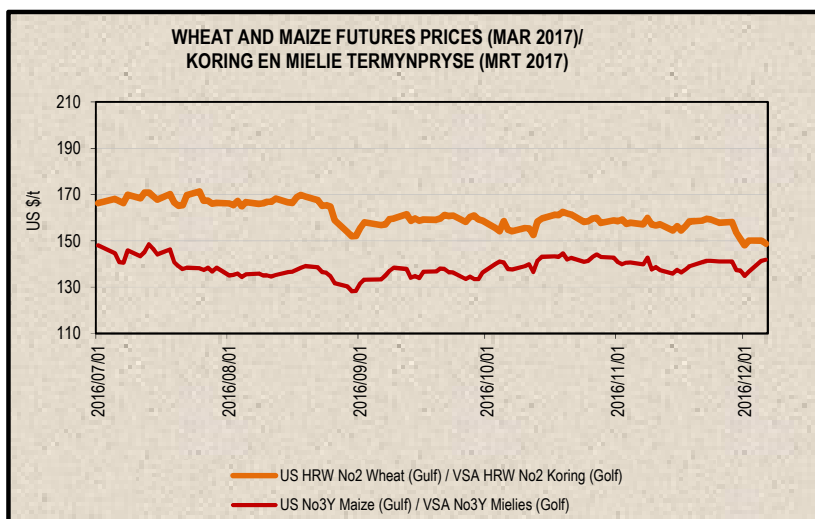
7. PRICES – INTERNATIONAL (US\$/t)

7. PRYSE - INTERNASIONAAL (VSA\$/t)

| FOB (US\$/t) | Export Quotations/ Uitvoerkwotasie (b)(e)(f) | | | | VAB (VSA\$/t) |
|---|---|------------|------------|------------|--------------------------------------|
| | 2016/12/06 | 2016/11/29 | 2016/11/22 | 2016/11/15 | |
| US No 2 HRW Wheat (Gulf) | 179.00 | 186.00 | 192.00 | 190.00 | VSA No 2 HRW Koring (Golf) |
| US DNS Wheat 14% PNW | 255.00 | 251.00 | 248.00 | 244.00 | VSA DNS Koring 14% PNW |
| Argentine Wheat (Up River) | 167.00 | 176.00 | 176.00 | 176.00 | Argentynse Koring (Up River) |
| EC (France) Wheat (grade 1) | 181.00 | 184.00 | 188.00 | 184.00 | EU (Frankryk) Koring (graad 1) |
| EC (Germany) B Quality Wheat | 184.00 | 184.00 | 187.00 | 187.00 | EU (Duitsland) B Kwaliteit Koring |
| Black Sea Milling Wheat | 183.00 | 169.00 | 171.00 | 169.00 | Swart See Maalkoring |
| US No 3Y Maize (Gulf) | 159.00 | 153.00 | 161.00 | 159.00 | VSA No3Y Mielies (Golf) |
| Argentine Maize (Up River) | 183.00 | 178.00 | 183.00 | 174.00 | Argentynse Mielies (Up River) |
| US Sorghum (Gulf) | 167.00 | 162.00 | 167.00 | 160.00 | VSA Sorghum (Golf) |
| Argentine Sorghum (Up River) | 167.00 | 161.00 | 162.00 | 158.00 | Argentynse Sorghum (Up River) |
| US Soybeans (Gulf) | 400.00 | 400.00 | 397.00 | 387.00 | VSA Sojabone (Gulf) |
| Argentine Soybeans (Up River) | 399.00 | 398.00 | 391.00 | 378.00 | Argentynse Sojabone (Up River) |
| Canadian Canola | 421.00 | 409.00 | 411.00 | 402.00 | Kanadese Canola |
| Argentine Groundnuts Runners 40/50 | 1529.00 | 1519.00 | 1509.00 | 1469.00 | Argentynse Grondbone 40/50 Runners |
| US Groundnuts Runners 40/50 shelled | 1519.00 | 1519.00 | 1519.00 | 1519.00 | VSA Grondbone 40/50 Runners uitgedop |
| Australian Malting Barley (Gairdner Malt) | 201.00 | 198.00 | 204.00 | 201.00 | Australiese Moutgars (Gairdner Malt) |



| Futures prices (US\$/t) / Termynpryse (VSA\$/t) (c)(d) (2016/12/06) | | | | | | | |
|---|--------|--------|--------|--------|--------|--------|---------------------|
| Commodity | Dec-16 | Mar-17 | May-17 | Jul-17 | Sep-17 | Dec-17 | Kommoditeit |
| US No3 Yellow maize | 138.18 | 141.88 | 144.56 | 147.32 | 149.99 | 153.30 | VSA No3 Geelmielies |
| US No2 HRW wheat | 142.20 | 148.81 | 153.07 | 157.63 | 163.14 | 170.86 | VSA No2 HRW koring |
| US Soybeans | n/a | 388.60 | 391.17 | 393.01 | 383.97 | n/a | VSA Sojabone |



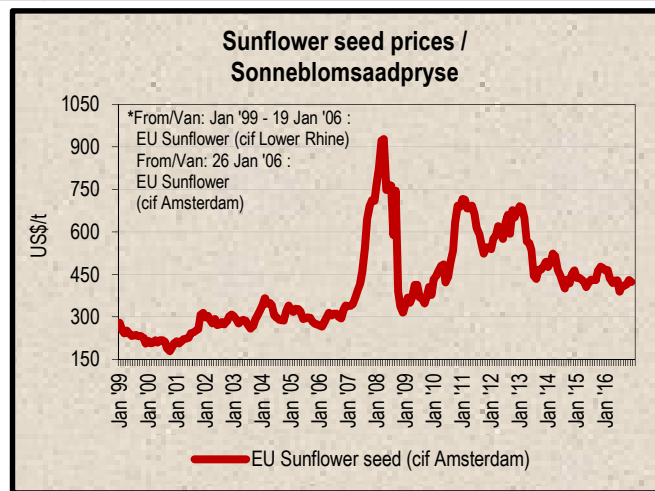
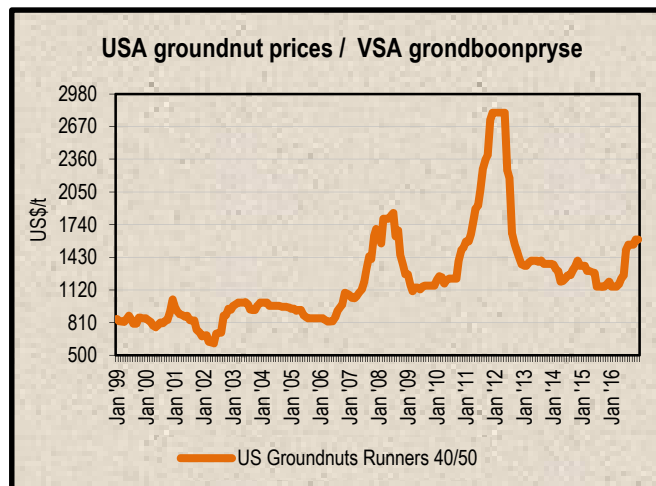
8. LOWEST REPRESENTATIVE ASKING PRICES
(US\$/t)(e)(f)(Prices of previous week)

8. LAAGSTE VERTEENWOORDIGENDE PRYSE GEVRA
(Pryse van vorige week)(VSA\$/t)(e)(f)

| US\$/t | 2016/12/01 | 2016/11/29 | Change/ Verandering | VSA\$/t |
|--------------------------------------|------------|------------|------------------------|--------------------------------------|
| Soybeans, Brazil, c.i.f. Rotterdam | 424 | 426 | -0.5% | Sojabone, Brasilië, k.a.v. Rotterdam |
| Soybeans, USA, c.i.f. Rotterdam | 424 | 422 | 0.5% | Sojabone, VSA, k.a.v. Rotterdam |
| Groundnuts, USA Runners 40/50* | 1600 | 1600 | 0.0% | Grondbone, VSA Runners 40/50* |
| Groundnuts, Argentine Runners 40/50* | 1610 | 1600 | 0.6% | Grondbone, Argentynse Runners 40/50* |
| Groundnut-oil, c.i.f. Rotterdam | 1520 | 1520 | 0.0% | Grondboon-olie, k.a.v. Rotterdam |
| Sunflower seed, EU c.i.f. Amsterdam | 424 | 430 | -1.4% | Sonneblomsaad, EU k.a.v. Amsterdam |
| Sunflower-oil, EU (fob) N.W. Europe | 845 | 820 | 3.0% | Sonneblom-olie, EU (vab) N.W. Eur. |
| Rapeseed, Europe, 00, c.i.f. Hamburg | 440 | 431 | 2.1% | Raapsaad, Europa, 00, k.a.v. Hamburg |

* Shelled, c.i.f. Rotterdam

* Uitgedop k a v Rotterdam



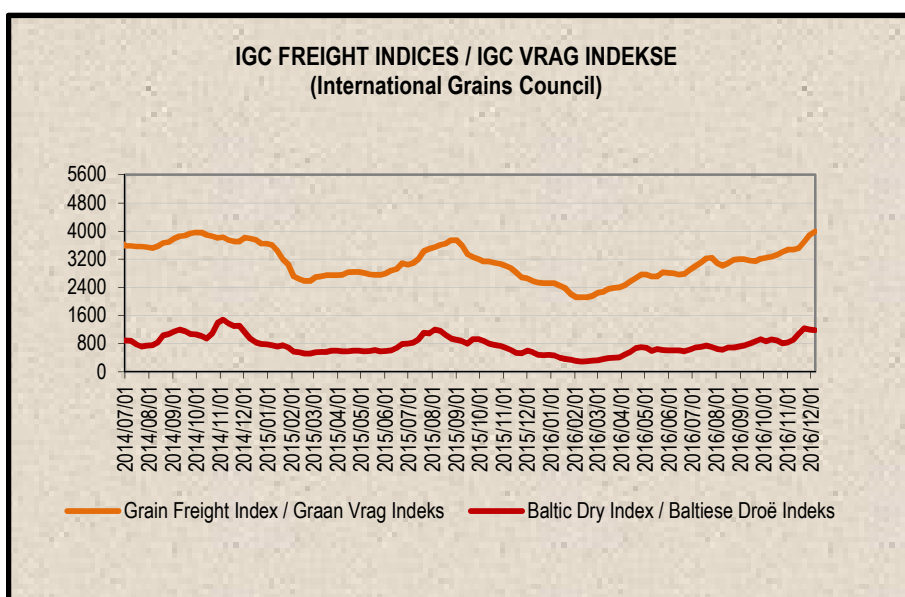
9. IGC FREIGHT INDICES (b)

9. IGC VRAG INDEKSE (b)

| IGC FREIGHT INDICES / IGC VRAG INDEKSE | | | | | | | |
|--|------------|------------|------------|------------|------------|------------|----------------------|
| | 2016/11/01 | 2016/11/08 | 2016/11/15 | 2016/11/22 | 2016/11/29 | 2016/12/06 | |
| Grain Freight Index* | 3472 | 3472 | 3520 | 3696 | 3891 | 3989 | Graan Vrag Indeks* |
| Baltic Dry Index | 838 | 911 | 1084 | 1232 | 1202 | 1186 | Baltiese Droë Indeks |

* IGC Grain Freight Index represents 15 major grain routes, including five from the United States of America, and two each from other main exporting nations (including Argentina, Black Sea, Europe and Canada); with base an average of the four weeks ending 11 May 2005 = 6000. The updated indices will be available on Thursdays on SAGIS' website.

* IGC Graan Vrag Indeks verteenwoordig 15 hoof graanroetes, insluitende vyf vanaf die Verenigde State van Amerika, en twee elk van ander hoof uitvoermasies (insluitende Argentinië, Swart See, Europa en Kanada); met basis 'n gemiddeld van die vier weke geëindig 11 Mei 2005 = 6000. Die opgedateerde indekse sal Donderdae op SAGIS se webwerf beskikbaar.



10. IMPORT PARITY PRICES – SUMMER GRAINS (b)

10. INVOERPARITEITPRYSE - SOMERGRANE (b)

| INVOERPARITEITPRYSE VAN SOMERGRANE (BTW UITGESLT) | | | 2016/12/08 | | | IMPORT PARITY PRICES OF SUMMER GRAINS (VAT EXCL) | | |
|---|------------------------|-------------------------------------|--------------------------------------|--------------------------|--------------------------------------|--|--|--|
| ITEM | Nota/ Note | Mielies/Maize | Mielies/Maize | Sorghum | Sorghum | Sorghum | ITEM | |
| | | VSA/ USA Golf/Gulf (no.3Y) | Argentynse/ Argentine Up River | VSA/ USA Golf/Gulf | Argentynse/ Argentine Up River | Australiese/ Australian Brisbane | | |
| | | \$/t | \$/t | \$/t | \$/t | \$/t | | |
| Internasionale VAB pryse | a | 159.00 | 183.00 | 167.00 | 167.00 | 208.00 | International FOB prices | |
| Vraggeld | b | 26.00 | 24.00 | 26.00 | 24.00 | 16.00 | Freight Rates | |
| Assuransie (0.3% van VAB) | | 0.48 | 0.55 | 0.50 | 0.50 | 0.62 | Insurance (0.3% of FOB) | |
| 1 KOSTE, ASSURANSIE EN VRAG (KAV) \$/T | | 185.48 | 207.55 | 193.50 | 191.50 | 224.62 | 1 COST, INSURANCE AND FREIGHT (CIF) \$/T | |
| R/\$ Wisselkoers op: 2016/12/06 | <i>Omskakel na R/t</i> | 13.6930 | 13.6930 | 13.6930 | 13.6930 | 13.6930 | Converted to R/t | |
| 2 KOSTE, ASSURANSIE EN VRAG (KAV) R/t | | 2539.78 | 2841.98 | 2649.60 | 2622.21 | 3075.72 | 2 COST, INSURANCE AND FREIGHT (CIF) R/t | |
| Finansieringskoste | c | 21.92 | 24.53 | 22.87 | 22.63 | 26.54 | Financing cost | |
| 3 KOSTE, ASSURANSIE, VRAG EN FINANSIERING R/t | | 2561.70 | 2866.51 | 2672.47 | 2644.84 | 3102.26 | 3 COST, INSURANCE, FREIGHT AND FINANCING R/t | |
| Aflaaiikoste: | d, e | | | 146.54 | 146.54 | 146.54 | Discharging cost: | |
| - Kaapstad | | 122.93 | 122.93 | n/a | n/a | n/a | - Cape Town | |
| - Durban | | 163.11 | 163.11 | 170.37 | 170.37 | 170.37 | - Durban | |
| Invoertarif | f | 0.00 | 0.00 | 68.60 | 68.60 | 85.44 | Import Tariff | |
| 4 VRY OP SPOOR (VOS) R/t | | | | | | | 4 FREE ON RAIL (FOR) R/t | |
| - Kaapstad | | 2684.63 | 2989.44 | n/a | n/a | n/a | - Cape Town | |
| - Durban | | 2724.81 | 3029.62 | 2887.61 | 2859.98 | 3334.24 | - Durban | |
| Spoorvragkoste | g | | | | | | Railage cost | |
| - Durban na Randfontein | | 246.10 | 246.10 | 246.10 | 246.10 | 246.10 | - Durban to Randfontein | |
| 5 GELEWER: | | | | | | | 5 DELIVERED: | |
| - Durban na Randfontein R/ton | | 2970.91 | 3275.72 | 3133.71 | 3106.08 | 3580.34 | - Durban to Randfontein R/ton | |

Notas/Notes:
a Bron van pryse en vraggeld : IGC GMI
Source of prices and freight rates: IGC GMI

2016/12/06

| Termyn / Term | US\$/ton (VAB/FOB) | Vraggeld/Freight Rate: | US\$/ton |
|---------------|-----------------------|------------------------|----------|
| Des/Dec 2016 | 159.00 | US Golf / Gulf | 26.00 |
| Des/Dec 2016 | 183.00 | Argentinië / Argentina | 24.00 |
| Des/Dec 2016 | 167.00 | Australië/Australia | 16.00 |
| Des/Dec 2016 | 167.00 | | |
| Des/Dec 2016 | 208.00 | | |

b Vraggeld: bereken vir vragte van +/- 20 000 - 30 000t / Freight rates: calculated for freights of +/- 20 000 - 30 000t
c Finansieringskoste: 30 000t @ KAV @ primakoers vir 30 dae. Bron/Source: SARB 10.50% 2016/03/18
Financing cost: 30 000t @ CIF @ prime rate for 30 days.

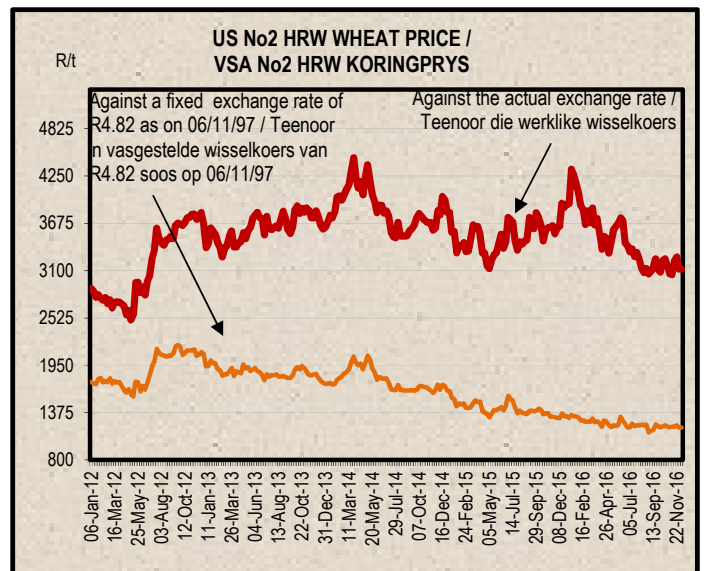
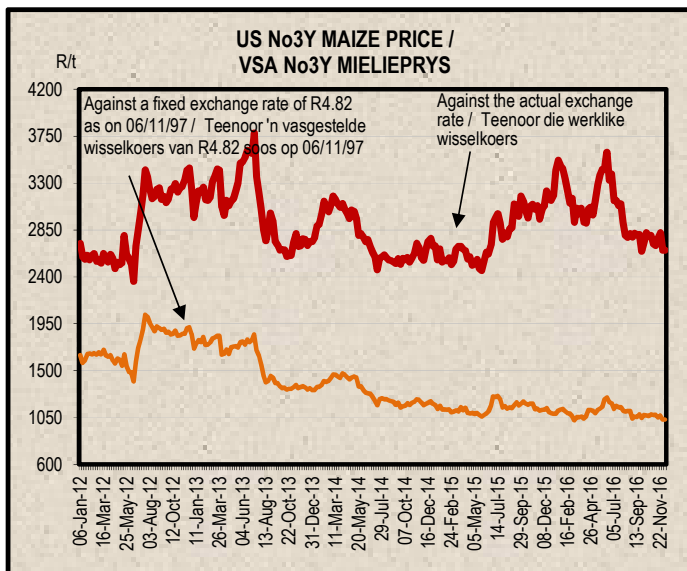
d Aflaaiikoste / Discharging costs (R/ton):

| | Mielies/Maize: | Sorghum |
|-----------------------|----------------|---------|
| Kaapstad / Cape Town: | 122.93 | n/a |
| Durban: | 163.11 | 170.37 |

e Ingesluit: Kaaielde, hantering, kaaibesig, agente/dokumentasie, logistiek & opnames (inspeksie van skeepsvrag) / Included: Wharfage, handling, wharf supervision, agent/documentation, logistic & survey (inspection of shipload).
Uitgesluit: Gesondheidsinspeksie-, skeepagentskapfooi, strookbetingsfooi vir GMO, opebergingskoste asook BTW en invoerbelasting / Excluded: Health inspection fee, ship agency fee, strip testing fees for GMO, storage costs as well as VAT and import duty.
N.B: Slegs 'n aanduiding, aangesien koste van opname beding kan word / N.B: Indication only, as cost of survey can be negotiated.

f Invoertarif / Import Tariff:
Mielies/Maize = Vry / Free
Sorghum = 3% op VAB / on FOB

g Neem asb. kennis dat 'n verandering in Spoorwet se spoorvrag op 1 April 2016 plaasgevind het na R246.10.
Please take note that there was a change in Spoorwet railage cost on 1 April 2016 to R246.10.



11. IMPORT PARITY PRICES – WINTER CEREALS (b)

11. INVOERPARITEITPARYSE - WINTERGRANE (b)

| INVOERPARITEITPARYSE VAN WINTERGRANE (BTW UITGESLT) | | 2016/12/08 | | IMPORT PARITY PRICES OF WINTER CEREALS (VAT EXCL) | | | | |
|---|---------------|--------------------------|--------------------|---|---|--|-----------------------------|--|
| ITEM | Nota/ Note | Koring/Wheat | Koring/Wheat | Koring/Wheat | Koring/Wheat | Gars/Barley | Gars/Barley | ITEM |
| | | VSA/ USA Golf/Gulf | VSA/ USA PNW | Argentynse/ Argentine Up River | EU Duitsland/ Germany B kwaliteit/ quality | Australiese/ Australian Adelaide | Fransse/ French Rouen | |
| | | HRW \$/t | DNS \$/t | Trigo Pan \$/t | | Mout/Malting \$/t | Mout/Malting \$/t | |
| Internasionale VAB pryse | a | 179.00 | 255.00 | 167.00 | 184.00 | 201.00 | 216.00 * | International FOB prices |
| Vraggeld | b | 26.00 | 26.00 | 24.00 | 23.00 | 17.00 | 24.00 | Freight Rates |
| Assuransie (0.3% van VAB) | | 0.54 | 0.77 | 0.50 | 0.55 | 0.60 | 0.65 | Insurance (0.3% of FOB) |
| 1 KOSTE, ASSURANSIE EN VRAG (KAV) \$/T | | 205.54 | 281.77 | 191.50 | 207.55 | 218.60 | 240.65 | 1 COST, INSURANCE AND FREIGHT (CIF) \$/T |
| <i>Omskakel na R/t</i> | | | | | | | | <i>Converted to R/t</i> |
| R/\$ Wisselkoers op: 2016/12/06 | | 13.6930 | 13.6930 | 13.6930 | 13.6930 | 13.6930 | 13.6930 | R/\$ Exchange rate on: 2016/12/06 |
| 2 KOSTE, ASSURANSIE EN VRAG (KAV) R/t | | R/t 2814.46 | R/t 3858.28 | R/t 2622.21 | R/t 2841.98 | R/t 2993.29 | R/t 3295.22 | 2 COST, INSURANCE AND FREIGHT (CIF) R/t |
| Finansieringskoste | c | 24.29 | 33.30 | 22.63 | 24.53 | 25.83 | 28.44 | Financing cost |
| 3 KOSTE, ASSURANSIE, VRAG EN FINANSIERING R/t | | 2838.75 | 3891.58 | 2644.84 | 2866.51 | 3019.12 | 3323.66 | 3 COST, INSURANCE, FREIGHT AND FINANCING R/t |
| Aflaaiikoste | d, e | | | | | | | Discharging cost |
| 3.1 Kaapstad (Hoofsaaklik kaaihykraan metode) | | 124.02 | 124.02 | 124.02 | 124.02 | 157.11 | 157.11 | 3.1 Cape Town (Mainly shore cranes method) |
| 3.2 Durban (Hoofsaaklik suig-in-silo metode) | | 163.11 | 163.11 | 163.11 | 163.11 | 170.37 | 170.37 | 3.2 Durban (Mainly suction into silo method) |
| Invoertarif op koring | f | 1591.40 | 1591.40 | 1591.40 | 1591.40 | 0.00 | 0.00 | Import Tariff on wheat |
| 4 VRY OP SPOOR (VOS) R/t | | | | | | | | 4 FREE ON RAIL (FOR) R/t |
| 4.1 Kaapstadhawe | | 4554.17 | 5607.00 | 4360.26 | 4581.93 | 3176.23 | 3480.77 | 4.1 Cape Town Harbour |
| 4.2 Durbanhawe | | 4593.26 | 5646.09 | 4399.35 | 4621.02 | 3189.49 | 3494.03 | 4.2 Durban Harbour |
| Spoornragkoste | g | | | | | | | Railage cost |
| - Kaapstad na Paarl | | 85.60 | 85.60 | 85.60 | 85.60 | n/a | n/a | - Cape Town to Paarl |
| - Durban na Randfontein | | 246.10 | 246.10 | 246.10 | 246.10 | 246.10 | 246.10 | - Durban to Randfontein |
| 5 GELEWER: | | | | | | | | 5 DELIVERED: |
| - Kaapstad na Paarl R/ton | | 4639.77 | 5692.60 | 4445.86 | 4667.53 | n/a | n/a | - Cape Town to Paarl R/ton |
| - Durban na Randfontein R/ton | | 4839.36 | 5892.19 | 4645.45 | 4867.12 | 3435.59 | 3740.13 | - Durban to Randfontein R/ton |

Notes/Notes: 2016/12/06

a Bron van pryse en vraggeld : IGC GMI
Source of prices and freight rates: IGC GMI

| Termyn / Term | VAB/FOB US\$/tn | Vraggeld / Freight Rate: US\$/tn | Gars/Barley = US\$ + 1 |
|---------------|--------------------|-------------------------------------|---------------------------|
| Des/Dec 2016 | 179.00 | US (Golf / Gulf) | 26.00 |
| Des/Dec 2016 | 255.00 | Argentinië / Argentine (Upriver) | 24.00 |
| Des/Dec 2016 | 167.00 | EEC (Bordeaux Hamburg) | 23.00 |
| Des/Dec 2016 | 184.00 | Australië / Australia (Eastern) | 16.00 |
| Des/Dec 2016 | 201.00 | | |
| Des/Dec 2016 | 216.00 | | |

b Vraggeld: bereken vir vragte van +/- 20 000 - 30 000t / Freight rates: calculated for freights of +/- 20 000 - 30 000t

c Finansieringskoste: 30 000t @ KAV @ primakoers vir 30 dae. Bron/Source: SARB 10.50% 2016/03/18
Financing cost: 30 000t @ CIF @ prime rate for 30 days.

d Aflaaiikoste / Discharging cost (R/ton):

| | Koring/Wheat | Gars/Barley |
|------------|--------------|-------------|
| Kaapstad / | | |
| Cape Town: | 124.02 | 157.11 |
| Durban: | 163.11 | 170.37 |

Bron / Source: Hull Blyth

e Ingesluit: Kaai gelde, hantering, kaai besig, agente/dokumentasie, logistiek & opnames (inspeksie van skeepsvrag).
Included: Wharfage, handling, wharf supervision, agent documentation, logistic & survey (inspection of shipload).
Uitgesluit: Gesondheidsinspeksie-, skeepsagentskapfooi, strooktoetsingsfooi vir GMO, obergingskoste asook BTW en invoerbelasting.
Excluded: Health inspection fee, Ship agency fee, strip testing fees for GMO, storage costs as well as VAT and import duty.
N.B: Slegs 'n aanduiding, aangesien koste van opname beding kan word / N.B: Indication only, as cost of survey can be negotiated.

f Invoertarif / Import Tariff:
Koring/Wheat = R1591.40 p/tn
Gars/Barley = Vry/Free

g Neem asb: Kennis dat Spoornet se spoornrag op 1 April 2016 verander het soos volg:
Kaapstad na Paarl R85.60 en Durban na Randfontein R246.10.
Please take note that on 1 April 2016 Spoornet railage cost changed as follows:
Cape Town to Paarl R85.60 and Durban to Randfontein R246.10.

* Prys laaste ontvang: 2016/09/27 / Price last received: 2016/09/27.

12. IMPORT PARITY PRICES – OIL SEEDS (b)(e)(f)

12. INVOERPARITEITPRYSE - OLIESADE (b)(e)(f)

| INVOERPARITEITPRYSE VAN OLIESADE (BTW UITGESLT) | | 2016/12/08 | | | | | | | IMPORT PARITY PRICES OF OIL SEEDS (VAT EXCL) | |
|---|---------------|--------------------------|--------------------------------------|----------------------------------|-------------------------------------|------------------------------------|--|-------------------------------------|--|--|
| ITEM | Nota/ Note | Sojabone/ Soybeans | Sojabone/ Soybeans | Sojabone/ Soybeans | Sonneblom/ Sunflower | Canola | Grondbone/ Groundnuts | Grondbone/ Groundnuts | ITEM | |
| | | VSA/ USA Golf/Gulf | Argentynse/ Argentine Up River | Brazilië/ Brazil Paranagua | EU Franse/ French Bordeaux | Kanadese/ Canadian Vancouver | Argentynse/ Argentine Raw Runners 40/50 | VSA/ USA Raw Runners 40/50 | | |
| | | \$/t | \$/t | \$/t | \$/t | \$/t | \$/t | \$/t | | |
| Internasionale VAB pryse | a | 400.00 | 399.00 | 403.00 | 428.00 | 421.00 | 1529.00 * | 1519.00 * | International FOB prices | |
| Vraggeld | b | 26.00 | 24.00 | 24.00 | 23.00 | 30.00 | 81.00 | 26.00 | Freight Rates | |
| Assuransie (0.3% van VAB) | | 1.20 | 1.20 | 1.21 | 1.28 | 1.26 | 4.59 | 4.56 | Insurance (0.3% of FOB) | |
| 1 KOSTE, ASSURANSIE EN VRAG (KAV) \$/t | | 427.20 | 424.20 | 428.21 | 452.28 | 452.26 | 1614.59 | 1549.56 | 1 COST, INSURANCE AND FREIGHT (CIF) \$/t | |
| Omskakel na R/t | | | | | | | | | Converted to R/t | |
| R/\$ Wisselkoers op: 2016/12/06 | | 13.6930 | 13.6930 | 13.6930 | 13.6930 | 13.6930 | 13.6930 | 13.6930 | R/\$ Exchange rate on: 2016/12/06 | |
| 2 KOSTE, ASSURANSIE EN VRAG (KAV) R/t | | 5849.65 | 5808.57 | 5863.48 | 6193.07 | 6192.80 | 22108.58 | 21218.13 | 2 COST, INSURANCE AND FREIGHT (CIF) R/t | |
| Finansieringskoste | c | 50.48 | 50.13 | 50.60 | 53.45 | 53.44 | 190.80 | 183.12 | Financing cost | |
| 3 KOSTE, ASSURANSIE, VRAG EN FINANSIERING R/t | | 5900.13 | 5858.70 | 5914.08 | 6246.52 | 6246.24 | 22299.38 | 21401.25 | 3 COST, INSURANCE, FREIGHT AND FINANCING R/t | |
| Aflaaiikoste: Durban | d, e | 170.37 | 170.37 | 170.37 | 268.74 | 170.37 | 579.41 | 579.41 | Discharging cost Durban | |
| Invoertarif | f | 438.18 | 437.08 | 441.46 | 0.00 | 576.48 | 2093.66 | 2079.97 | Import Tariff | |
| 4 VRY OP SPOOR (VOS) R/t Durban | | 6508.68 | 6466.15 | 6525.91 | 6515.26 | 6993.09 | 24972.45 | 24060.63 | 4 FREE ON RAIL (FOR) R/t Durban | |
| Spoorvragkoste | g | | | | | | | | Railage cost | |
| - Durban na Randfontein | | 246.10 | 246.10 | 246.10 | 246.10 | 246.10 | - | - | - Durban to Randfontein | |
| 5 GELEWER: | | | | | | | | | 5 DELIVERED: | |
| - Durban na Randfontein R/ton | | 6754.78 | 6712.25 | 6772.01 | 6761.36 | 7239.19 | - | - | - Durban to Randfontein R/ton | |

Notas/Notes:

a Bron van pryse en vraggeld / Source of prices and freight rates : IGC (GMI), Geogaloes Peanut World & Oilworld

2016/12/06

| Termyn / Term | US\$/ton (VAB/FOB) | Vraggeld/Freight Rate: | US\$/ton |
|---|-----------------------|-------------------------------|----------|
| Sojabone/Soybeans: VSA/USA (Golf/Gulf) | 400.00 | US Golf / Gulf | 26.00 |
| Sojabone/Soybeans: Argentinië/Argentina (Up River) | 399.00 | Argentinië / Argentina | 24.00 |
| Sojabone/Soybeans: Brazilië/Brazil (Paranagua) | 403.00 | EEC (Bordeaux/Hamburg) | 23.00 |
| Sonneblom/Sunflower: EU Frankryk/France (Bordeaux) | 428.00 | Kanada/Canada (North Pacific) | 30.00 |
| Canola: Kanada/Canada (Vancouver) | 421.00 | Grondbone/Groundnuts (ARG) | 81.00 |
| Grondbone/Groundnuts: Argentinië/Argentina (Raw Runner 40/50) | 1529.00 | | |
| Grondbone/Groundnuts: VSA/USA (Runners 40/50) | 1519.00 | | |

b Vraggeld: bereken vir vragte van +/- 20 000 - 30 000t / Freight rates: calculated for freights of +/- 20 000 - 30 000t

c Finansieringskoste: 30 000t @ KAV @ primakoers vir 30 dae. Bron/Source: SARB 10.50% 2016/03/18
Financing cost: 30 000t @ CIF @ prime rate for 30 days.

d Aflaaiikoste / Discharging costs (R/ton):

| | Sojabone/ Soybeans | Sonneblom/ Sunflower | Canola | Grondbone/ Groundnuts |
|---------|-----------------------|-------------------------|--------|--------------------------|
| Durban: | 170.37 | 268.74 | 170.37 | 579.41 |

e Aflaaiikoste / Discharging fees:

Ingesluit: Kaaiigeld, hantering, kaaitoesig, agente/dokumentasie, logistiek & opnames (inspeksie van skeepsvrag) /
Included: Wharfage, handling, wharf supervision, agent/documentation, logistic & survey (inspection of shipload).
Uitgesluit: Gesondheidsinspeksie-, skeepsagentskapfooi, strooktoetsingsfooi vir GMO, opbergingskoste asook BTW en invoerbelasting /
Excluded: Health inspection fee, Ship agency fee, strip testing fees for GMO, storage costs as well as VAT and import duty.

N.B: Stegs 'n aanduiding, aangesien koste van opname beding kan word / N.B: Indication only, as cost of survey can be negotiated.

f Invoertarif / Import Tariff:

Sojabone/Soybeans = 8% op VAB / on FOB
Sonneblom/Sunflower = Vry / Free
Canola = 10% op VAB / on FOB
Grondbone/Groundnuts = 10% op VAB / on FOB

g Neem asb. Kennis dat Spoorwet se spoorvrag op 1 April 2016 verander het na R246.10.

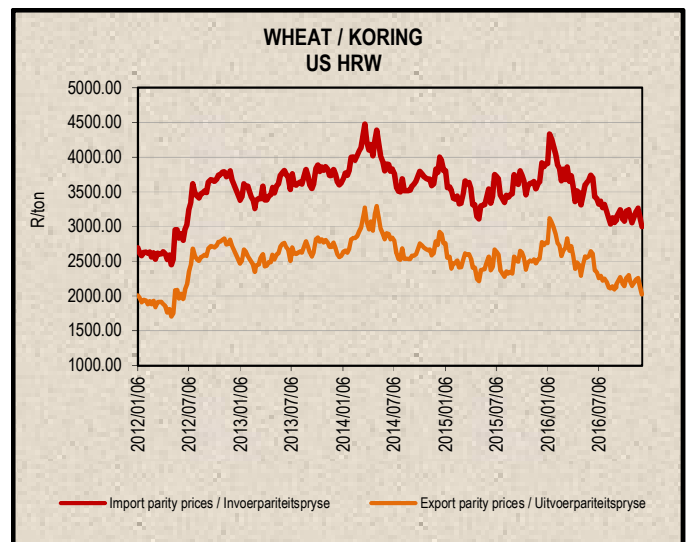
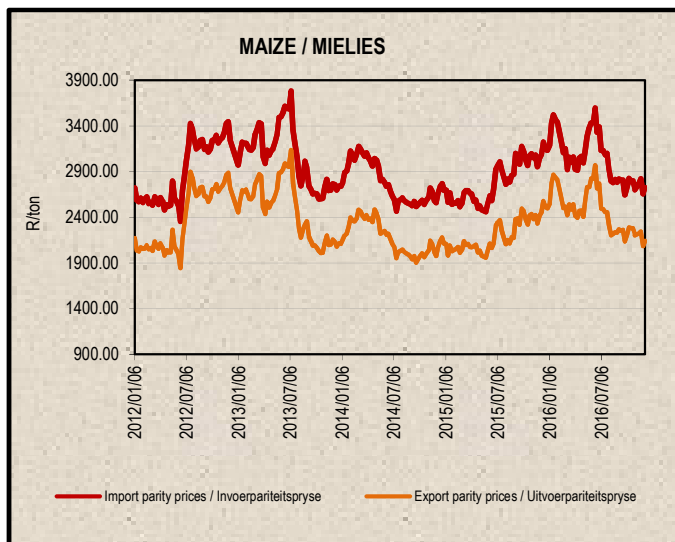
Please take note that on 1 April 2016 Spoorwet railage cost changed to R246.10.

* Kwotasies is k.a.v. pryse. VAB pryse dus berekende pryse (kav minus vraggeld) / Quotes are c.i.f. prices. FOB prices are therefore calculated prices (cif minus freight rates).

13. EXPORT PARITY PRICES (b)

13. UITVOERPARITEITSPRYSE (b)

| INDICATIVE EXPORT PARITY PRICES | | 2016/12/08 | | | AANDUIDENDE UITVOERPARITEITSPRYSE | |
|--|--|---|---------------------------------------|--|---|--|
| This is only an example of how an export parity price can be calculated - it can vary according to need | US No3Y Maize/ Mielies Gulf/Golf (b) | US HRW Wheat/Koring Gulf/Golf (b) | US DNS 14% Wheat/Koring PNW (b) | Argentine Raw Runner 40/50 Groundnuts/ Grondbone (f) | Hierdie is slegs 'n voorbeeld van hoe 'n uitvoerpariteitsprys bereken kan word - dit kan varieer volgens behoefte | |
| | Dec/Des 16 | Dec/Des 16 | Dec/Des 16 | Jun 17 | | |
| FOB Gulf value (\$/t) | 159.00 | 179.00 | 255.00 | 1529.00 | VAB Golfwaarde (\$/t) | |
| Difference in quality and locality of SA ¹ Maize: Plus US\$10 (\$/t) | \$10.00 | | | | Kwaliteits- en liggingsverskil van SA ¹ Mielies: Plus VSA\$10 (\$/t) | |
| Groundnuts: Less 3,5% of fob value | | | | 96,5% | Grondbone: Min 3,5% van vab waarde | |
| SA fob price (\$/t) | 169.00 | 179.00 | 255.00 | 1475.49 | SA vab prys (\$/t) | |
| Exchange rate (1\$=): (2016/12/06) | 13.6930 | 13.6930 | 13.6930 | 13.6930 | Wisselkoers (1\$=): (2016/12/06) | |
| FOB Gulf value (R/t) | 2314.12 | 2451.05 | 3491.72 | 20203.88 | VAB Golfwaarde (R/t) | |
| Marketing costs: | | | | | Bemerkings koste: | |
| Financing (Prime rate 10.50% - 30 days) (R/t) | 19.97 | 21.15 | 30.13 | 174.36 | Finansieringskoste (Primakoers 10.50% - 30 dae) (R/t) | |
| Railage: ² | | | | | Spoorvrag: ² | |
| Randfontein – Durban harbour | 246.10 | 246.10 | 246.10 | - | Randfontein – Durbanhawe | |
| Loading costs: (R/t) ³ | | | | | Oplaaikoste: (R/t) ³ | |
| Durban Harbour (Mainly spout method) | 151.88 | 163.20 | 163.20 | 467.13 | Durbanhawe (Hoofsaaklik tregter metode) | |
| EXPORT REALISATION (R/t): | | | | | UITVOER REALISASIE (R/t): | |
| Randfontein | 1896.17 | 2020.60 | 3052.29 | 19562.39 | Randfontein | |
| <i>Difference in quality and locality of SA (As requested by the industry)</i> | | | 1 | <i>Kwaliteits- en liggingsverskil van SA (Soos deur die bedryf versoek)</i> | | |
| <i>As from 14 June 2012, the discount/rebate will no longer be used to calculate the export parity price on US HRW and a new calculation will be added for US DNS, also without the discount/rebate.</i> | | | | <i>Vanaf 14 Junie 2012 sal die diskonto/premie nie meer gebruik word by die berekening van die uitvoerpariteitprys van US HRW nie en 'n nuwe berekening word nou vir US DNS gedoen, ook sonder diskonto/premie.</i> | | |
| <i>Railage costs: Please take note that on 1 April 2016 Spoornet railage cost changed to R246.10.</i> | | | 2 | <i>Spoorvrag koste: Neem asb. Kennis dat Spoornet se spoorvrag op 1 April 2016 verander het na R246.10.</i> | | |
| <i>Loading costs, received from Hull Blyth: Included: Cargo dues, handling, wharf supervision, agency/documentation, logistics & surveys (inspection of cargo). Excluded: Ship agent fees, health & PPECB inspections, storage facility & transport costs to storage facility, VAT & duties.</i> | | | 3 | <i>Oplaaikoste, ontvang van Hull Blyth: Ingesluit: Kaaigelde, hantering, kaaitoesig, agente/dokumentasie, logistiek & opnames (inspeksie van skeepsvrag) Uitgesluit: Skeepagentskaps-, inspeksie-, opbergings- en vervoerkoste na opbergingsfasiliteit, BTW & invoerbelasting.</i> | | |



14. WEATHER

For local weather, please follow the link below:

www.weathersa.co.za

14. WEER

Vir plaaslike weer, volg asseblief die onderstaande skakel:

www.weathersa.co.za

Sources /Bronne:

(a) = Safex; (b) = International Grains Council; (c) = CBOT; (d) = KCBT;
(e) = Oil World; (f) = Georgalos Peanut World.

* Formula according to ITAC (International Trade Administration Commission of South Africa)/
Formule volgens ITAC (International Trade Administration Commission of South Africa)

SAGIS

Nico Hawkins

General Manager / Hoofbestuurder

Indemnity/Vrywaring: Although everything has been done to ensure the accuracy of the information, neither SAGIS nor any of its directors or employees takes any responsibility for actions or losses that might occur as a result of the usage of this information. / Alhoewel alles gedoen is om te verseker dat die inligting korrek is, aanvaar nie SAGIS of enige van sy direkteure of werknemers verantwoordelikheid vir enige aksies of verliese as gevolg van die inligting wat gebruik is nie.