

3. Exports (ton):

3.1 RSA Exports

Commodity	Latest week/ Jongste week: 31 Dec/Des 2016 - 6 Jan 2017	Total: current marketing year/ Totaal: huidige bemarkingsjaar	Total: same period previous marketing year/ Totaal: selfde periode vorige bemarkingsjaar	Kommoditeit
White maize	8 386	355 043	291 106	Witmielies
Yellow maize	5 399	213 744	156 469	Geelmielies
Maize Total	13 785	568 787	447 575	Mielies Totaal
Wheat	0	14 692	19 517	Koring

Destination of exports / Bestemming van uitvoere

White maize/Witmielies	Yellow maize/Geelmielies	Wheat/Koring
Botswana	Botswana	Botswana
Lesotho	Korea	Lesotho
Malawi	Lesotho	Namibia
Mozambique	Mozambique	Swaziland
Namibia	Namibia	Zimbabwe
Swaziland	Swaziland	
Zimbabwe	Zambia	
	Zimbabwe	

3.2 Imports for Exports

Commodity	White maize	Yellow maize	Wheat	Kommoditeit
White maize	1 742	138 932	0	Witmielies
Yellow maize	0	5 761	0	Geelmielies
Maize Total	1 742	144 693	0	Mielies Totaal
Wheat	0	65 188	82 750	Koring

Destination of exports / Bestemming van uitvoere

White maize/Witmielies	Yellow maize/Geelmielies	Wheat/Koring
Lesotho	Angola	Botswana
Mozambique	Namibia	Lesotho
Swaziland	Swaziland	Swaziland
Zimbabwe	Zimbabwe	Zambia
		Zimbabwe

3. Uitvoere (ton):

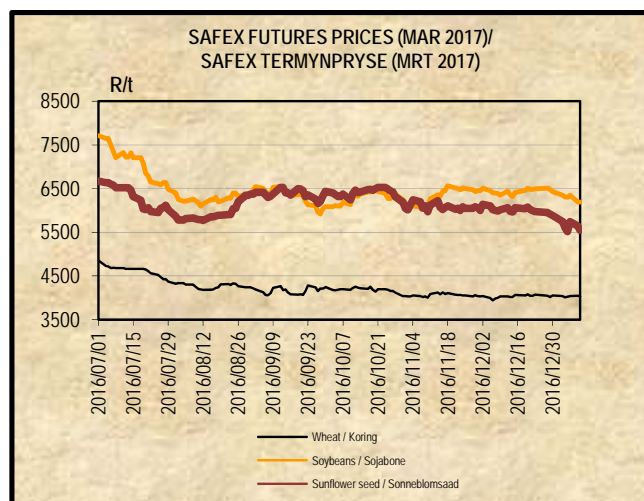
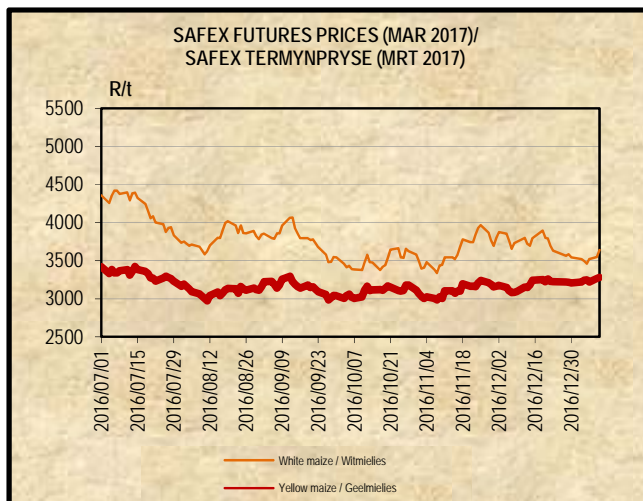
3.1 RSA Uitvoere

3.2 Invoere vir Uitvoere

4. DOMESTIC PRICES PER SAFEX (R/t) (a)

4. PLAASLIKE PRYSE VOLGENS SAFEX (R/t) (a)

Commodity	Future Prices / Termynpryse (2016/12/10) R/ton					Kommoditeit
	Jan-17	Mar-17	May-17	Jul-17	Sep-17	
White maize	3704.00	3639.00	2564.00	2359.00	2399.00	Witmielies
Yellow maize	3382.00	3277.00	2454.00	2384.00	2442.00	Geelmielies
Wheat	3946.00	4029.00	4099.00	4154.00	4117.00	Koring
Sunflower	5470.00	5550.00	5580.00	5650.00	5845.00	Sonneblom
Soybeans	6360.00	6190.00	5848.00	5883.00	6049.00	Sojabone
Sorghum	N/A	3680.00	3307.00	3265.00	3314.00	Sorghum



5. IMPORT TARIFF ON MAIZE (b)*

Derived US No2Y Yellow Maize fob (Gulf) (b)	2017-01-04	2017-01-05	2017-01-06	2017-01-09	2017-01-10	Afgeleide VSA No2Y Geelmielies vab (Golf) (b)
RSA Initial Reference Price	\$110.00					RSA Oorspronklike Verwysingsprys
Base price (\$/t)	117.65	117.65	117.65	117.65	117.65	Basisprys (\$/t)
Daily price (\$/t) (IGC)	165.60	166.60	165.60	166.60	166.60	Daaglikse prys (\$/t) (IGC)
Average of 21 days (\$/t)	161.27	161.93	162.41	162.74	163.03	Gemiddeld van 21 dae (\$/t)
Deviation from base price (\$/t)	-43.62	-44.28	-44.76	-45.09	-45.38	Afwyking van basisprys (\$/t)
Duty on maize (\$/t)	-51.27	-51.93	-52.41	-52.74	-53.03	Reg op mielies (\$/t)
Duty on maize (R/t)	-708.93	-717.05	-722.72	-727.09	-730.94	Reg op mielies (R/t)
R/\$ Exchange rate (average of 21 days)	13.8273	13.8080	13.7897	13.7864	13.7834	R/\$ Wisselkoers (gemiddeld van 21 dae)
Tariff Gazetted 2006/12/08	R0.00/t					Tarief gepubliseer 2006/12/08

5. INVOERTARIEF OP MIELIES (b)*

6. IMPORT TARIFF ON WHEAT (b)*

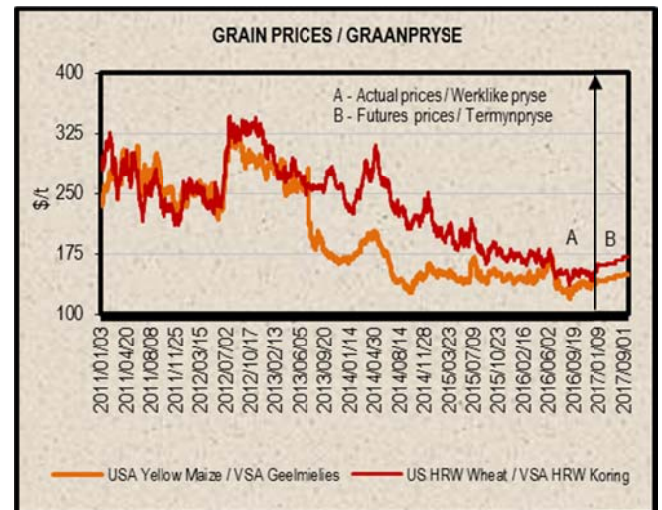
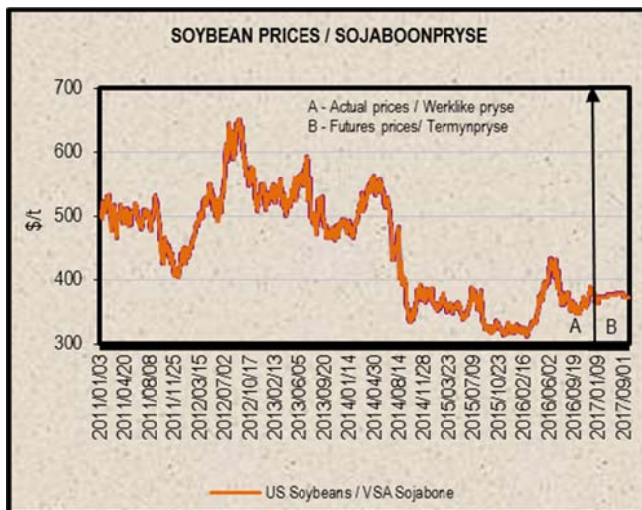
US No2 HRW fob (Gulf)	2016/12/06	2016/12/13	2016/12/20	2017/01/03	2017/01/10	VSA No2 HRW vab (Golf)
RSA Initial Reference Price	\$294.00					RSA Oorspronklike Verwysingsprys
Base price (\$/t)	193.33	193.33	193.33	193.33	193.33	Basis prys (\$/t)
Weekly price (\$/t) (IGC)	179.00	189.00	188.00	189.00	199.00	Weeklikse prys (\$/t) (IGC)
3 Weeks moving average (\$/t)	185.67	184.67	185.33	188.67	192.00	3 Weke skuiwende gemiddeld (\$/t)
Number of weeks that the deviation is more than \$10						Aantal weke wat die afwyking meer as \$10 is
Deviation from base price (\$/t)	7.66	8.66	8.00	4.66	1.33	Afwyking van basisprys (\$/t)
Calculated Duty on wheat (\$/t)	108.33	109.33	108.67	105.33	102.00	Berekende Reg op koring (\$/t)
Calculated Duty on wheat (R/t)	1483.36	1486.21	1534.17	1445.70	1390.44	Berekende Reg op koring (R/t)
R/\$ Exchange rate	13.6930	13.5938	14.1177	13.7254	13.6318	R/\$ Wisselkoers
Tariff Gazetted 2016/08/22 (R/t)	R 1 591.40					Tarief gepubliseer 2016/08/22 (R/t)

6. INVOERTARIEF OP KORING (b)*

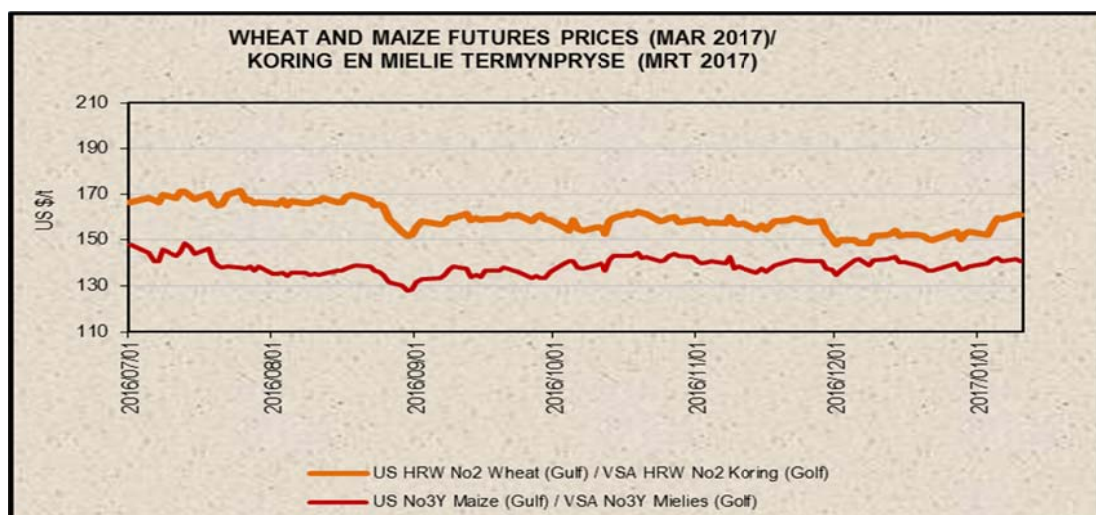
7. PRICES - INTERNATIONAL (US\$/t)

7. PRYSE - INTERNASIONAAL (VSA\$/t)

FOB (US\$/t)	Export Quotations/				VAB (VSA\$/t)
	Uitvoerkwotasie (b)(e)(f)				
	2017/01/10	2017/01/03	2016/12/27	2016/12/20	
US No 2 HRW Wheat (Gulf)	199.00	189.00	191.00	188.00	VSA No 2 HRW Koring (Golf)
US DNS Wheat 14% PNW	267.00	253.00	257.00	259.00	VSA DNS Koring 14% PNW
Argentine Wheat (Up River)	175.00	175.00	170.00	168.00	Argentynse Koring (Up River)
EC (France) Wheat (grade 1)	190.00	185.00	183.00	181.00	EU (Frankryk) Koring (graad 1)
EC (Germany) B Quality Wheat	191.00	185.00	184.00	182.00	EU (Duitsland) B Kwaliteit Koring
Black Sea Milling Wheat	183.00	183.00	183.00	183.00	Swart See Maalkoring
US No 3Y Maize (Gulf)	165.00	164.00	164.00	160.00	VSA No3Y Mielies (Golf)
Argentine Maize (Up River)	183.00	181.00	182.00	180.00	Argentynse Mielies (Up River)
US Sorghum (Gulf)	167.00	167.00	167.00	165.00	VSA Sorghum (Golf)
Argentine Sorghum (Up River)	165.00	164.00	163.00	162.00	Argentynse Sorghum (Up River)
US Soybeans (Gulf)	391.00	385.00	395.00	391.00	VSA Sojabone (Gulf)
Argentine Soybeans (Up River)	380.00	376.00	385.00	379.00	Argentynse Sojabone (Up River)
Canadian Canola	402.00	396.00	402.00	412.00	Kanadese Canola
Argentine Groundnuts Runners 40/50	1549.00	1549.00	1549.00	1549.00	Argentynse Grondbone 40/50 Runners
US Groundnuts Runners 40/50 shelled	1519.00	1519.00	1519.00	1519.00	VSA Grondbone 40/50 Runners uitgedop
Australian Malting Barley (Gairdner Malt)	172.00	151.00	166.00	177.00	Australiese Moutgars (Gairdner Malt)



Futures prices (US\$/t) / Termynpryse (VSA\$/t) (c)(d) (2017/01/10)							
Commodity	Mar-17	May-17	Jul-17	Sep-17	Dec-17	Mar-18	Kommoditeit
US No3 Yellow maize	141.02	143.77	146.61	149.21	152.12	155.35	VSA No3 Geelmielies
US No2 HRW wheat	161.01	165.34	169.46	174.68	181.59	185.63	VSA No2 HRW koring
US Soybeans	372.43	375.74	378.31	372.21	n/a	367.80	VSA Sojabone

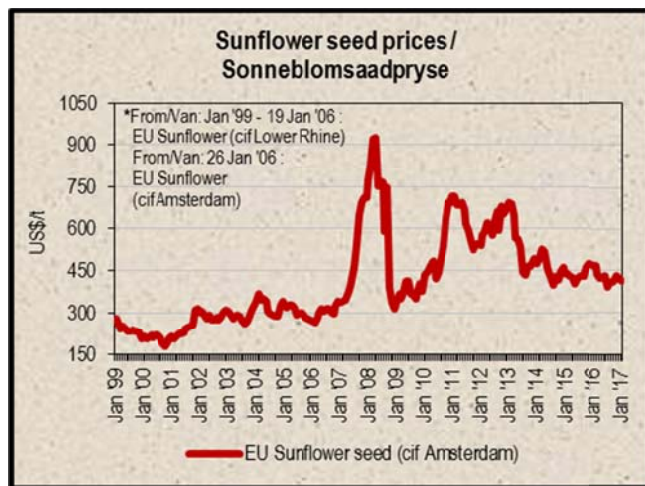
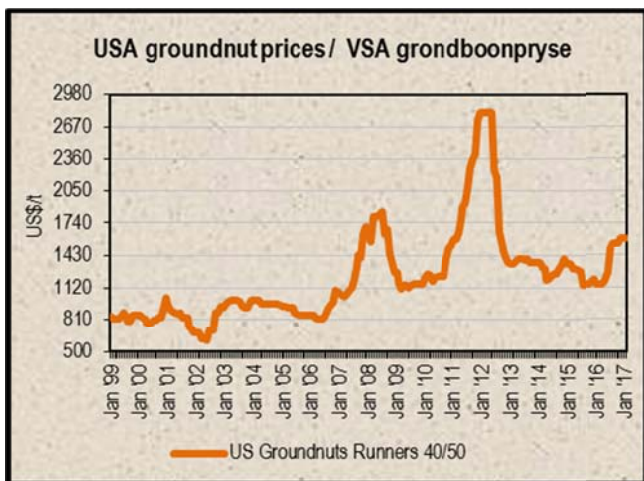


8. LOWEST REPRESENTATIVE ASKING PRICES
(US\$/t)(e)(f)(Prices of previous week)

8. LAAGSTE VERTEENWOORDIGENDE PRYSE GEVRA
(Pryse van vorige week)(VSA\$/t)(e)(f)

US\$/t	2017/01/05	2016/12/29	Change/ Verandering	VSA\$/t
Soybeans, Brazil, c.i.f. Rotterdam	421	419	0.5%	Sojabone, Brasilië, k.a.v. Rotterdam
Soybeans, USA, c.i.f. Rotterdam	418	416	0.5%	Sojabone, VSA, k.a.v. Rotterdam
Groundnuts, USA Runners 40/50*	1600	1600	0.0%	Grondbone, VSA Runners 40/50*
Groundnuts, Argentine Runners 40/50*	1630	1630	0.0%	Grondbone, Argentynse Runners 40/50*
Groundnut-oil, c.i.f. Rotterdam	1510	1510	0.0%	Grondboon-olie, k.a.v. Rotterdam
Sunflower seed, EU c.i.f. Amsterdam	415	415	0.0%	Sonneblomsaad, EU k.a.v. Amsterdam
Sunflower-oil, EU (fob) N.W. Europe	820	820	0.0%	Sonneblom-olie, EU (vab) N.W. Eur.
Rapeseed, Europe, 00, c.i.f. Hamburg	441	431	2.3%	Raapsaad, Europa, 00, k.a.v. Hamburg

* Shelled, c.i.f. Rotterdam * Uitgedop k a v Rotterdam



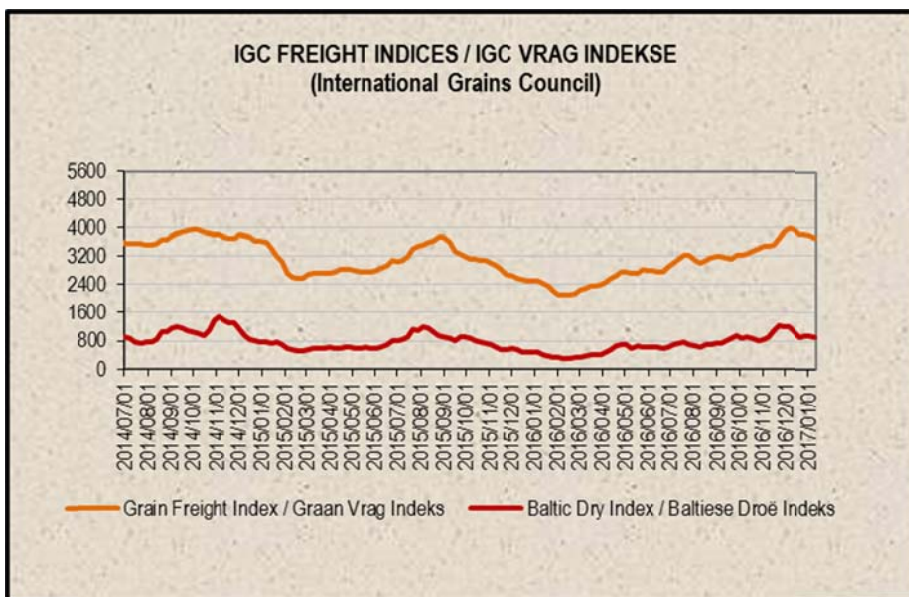
9. IGC FREIGHT INDICES (b)

9. IGC VRAG INDEKSE (b)

IGC FREIGHT INDICES / IGC VRAG INDEKSE							
	2016/12/06	2016/12/13	2016/12/20	2016/12/27	2017/01/03	2017/01/10	
Grain Freight Index*	3989	3959	3833	3833	3794	3716	Graan Vrag Indeks*
Baltic Dry Index	1186	1052	914	961	953	926	Baltiese Droë Indeks

* IGC Grain Freight Index represents 15 major grain routes, including five from the United States of America, and two each from other main exporting nations (including Argentina, Black Sea, Europe and Canada); with base an average of the four weeks ending 11 May 2005 = 6000. The updated indices will be available on Thursdays on SAGIS' website.

* IGC Graan Vrag Indeks verteenwoordig 15 hoofgraanroetes, insluitende vyf vanaf die Verenigde State van Amerika, en twee elk van ander hoofuitvoernasies (insluitende Argentinië, Swart See, Europa en Kanada); met basis 'n gemiddeld van die vier weke geëindig 11 Mei 2005 = 6000. Die opgedateerde indekse sal Donderdae op SAGIS se webwerf beskikbaar.



10. IMPORT PARITY PRICES – SUMMER GRAINS (b)

10. INVOERPARITEITPRYSE - SOMERGRANE (b)

INVOERPARITEITPRYSE VAN SOMERGRANE (BTW UITGESLT)			2017/01/12			IMPORT PARITY PRICES OF SUMMER GRAINS (VAT EXCL)		
ITEM	Nota/ Note	Mielies/Maize	Mielies/Maize	Sorghum	Sorghum	Sorghum	ITEM	
		VSA/ USA Golf/Gulf (no.3Y) \$/t	Argentynse/ Argentine Up River \$/t	VSA/ USA Golf/Gulf \$/t	Argentynse/ Argentine Up River \$/t	Australiese/ Australian Brisbane \$/t		
Internasionale VAB pryse	a	165.00	183.00	167.00	165.00	199.00	International FOB prices	
Vraggeld	b	28.00	21.00	28.00	21.00	15.00	Freight Rates	
Assuransie (0.3% van VAB)		0.50	0.55	0.50	0.50	0.60	Insurance (0.3% of FOB)	
1 KOSTE, ASSURANSIE EN VRAG (KAV) \$/T		193.50	204.55	195.50	186.50	214.60	1 COST, INSURANCE AND FREIGHT (CIF) \$/T	
<i>Omskakel na R/</i>							<i>Converted to R/</i>	
R/\$ Wisselkoers op: 2017/01/10		13.6318	13.6318	13.6318	13.6318	13.6318	R/\$ Exchange rate on: 2017/01/10	
2 KOSTE, ASSURANSIE EN VRAG (KAV) R/		2637.75	2788.38	2665.02	2542.33	2925.38	2 COST, INSURANCE AND FREIGHT (CIF) R/	
Finansieringskoste	c	22.76	24.06	23.00	21.94	25.25	Financing cost	
3 KOSTE, ASSURANSIE, VRAG EN FINANSIERING R/		2660.51	2812.44	2688.02	2564.27	2950.63	3 COST, INSURANCE, FREIGHT AND FINANCING R/	
Aflaaiikoste:	d, e			146.54	146.54	146.54	Discharging cost:	
- Kaapstad		122.93	122.93	n/a	n/a	n/a	- Cape Town	
- Durban		163.11	163.11	170.37	170.37	170.37	- Durban	
Invoertarif	f	0.00	0.00	68.30	67.48	81.38	Import T tariff	
4 VRY OP SPOOR (VOS) R/							4 FREE ON RAIL (FOR) R/	
- Kaapstad		2783.44	2935.37	n/a	n/a	n/a	- Cape Town	
- Durban		2823.62	2975.55	2902.86	2778.29	3178.55	- Durban	
Spoorvragkoste	g	246.10	246.10	246.10	246.10	246.10	Railage cost	
- Durban na Randfontein							- Durban to Randfontein	
5 GELEWER:							5 DELIVERED:	
- Durban na Randfontein R/ton		3069.72	3221.65	3148.96	3024.39	3424.65	- Durban to Randfontein R/ton	

Notas/Notes:

a Bron van pryse en vraggeld : IGC GMI
Source of prices and freight rates: IGC GMI

2017/01/10

Termyn / Term	US\$/ton (VAB/FOB)	Vraggeld/Freight Rate:	US\$/ton
Jan 2017	165.00	US Golf / Gulf	28.00
Jan 2017	183.00	Argentinië / Argentina	21.00
Jan 2017	167.00	Australië/Australia	15.00
Jan 2017	165.00		
Jan 2017	199.00		

Mielies/Maize: VSA/USA (Golf/Gulf No.3Y)
Mielies/Maize: Argentinië/Argentina (Up River)
Sorghum: VSA/USA (Golf / Gulf Milo)
Sorghum: Argentinië/Argentina (Up River)
Sorghum: Australië/Australia (Brisbane)

b Vraggeld: bereken vir vragte van +/- 20 000 - 30 000L / Freight rates: calculated for freights of +/- 20 000 - 30 000L

c Finansieringskoste: 30 000t @ KAV @ primakoers vir 30 dae. Bron/Source: SARB 10.50% 2016/03/18
Financing cost: 30 000t @ CIF @ prime rate for 30 days.

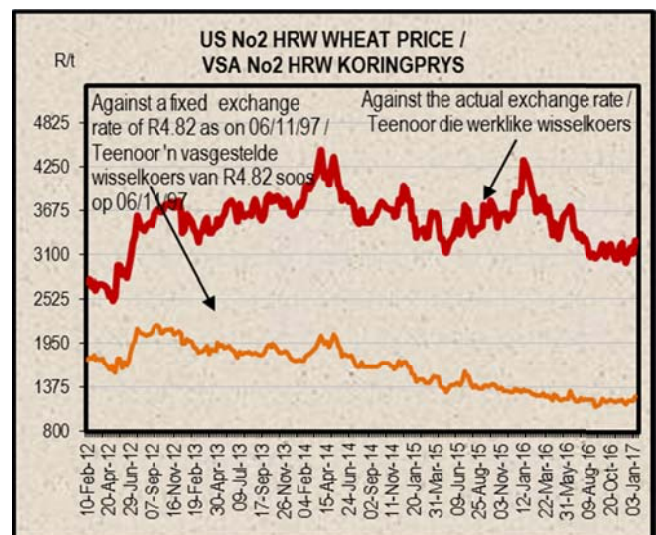
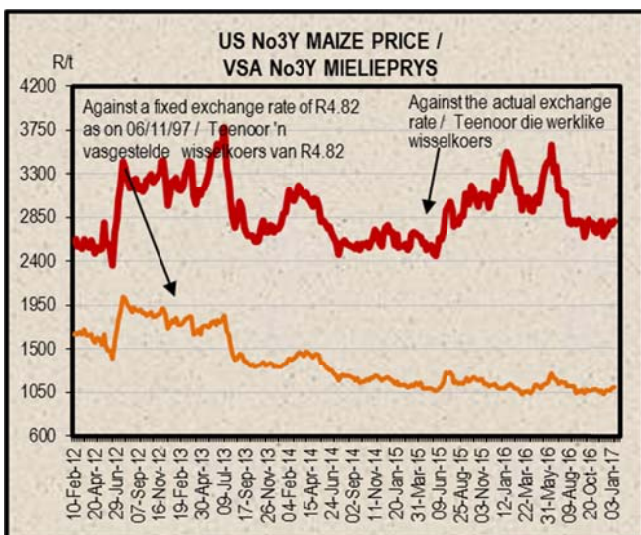
	Mielies/Maize:	Sorghum
Kaapstad / Cape Town:	122.93	n/a
Durban:	163.11	170.37

d Aflaaiikoste / Discharging costs (R/ton):
Bron / Source: Hull Blyth

e Ingesluit: Kaagelde, hantering, kaaitbesig, agente/dokumentasie, logistiek & opnames (inspeksie van skeepsvrag) / Included: Wharfrage, handling, wharf supervision, agent/documentation, logistic & survey (inspection of shipload).
Uitgesluit: Gesondheidsinspeksie-, skeepsagentskapfooi, strooktoetsingsfooi vir GMO, opbergingskoste asook BTW en invoerbelasting / Excluded: Health inspection fee, Ship agency fee, strip testing fees for GMO, storage costs as well as VAT and import duty.
N.B: Stegs 'n aanduiding, aangesien koste van opname beding kan word / N.B: Indication only, as cost of survey can be negotiated.

f Invoertarif / Import Tariff:
Mielies/Maize = Vry / Free
Sorghum = 3% op VAB / on FOB

g Neem asb. kennis dat 'n verandering in Spoorwet se spoorvrag op 1 April 2016 plaasgevind het na R246.10.
Please take note that there was a change in Spoorwet railage cost on 1 April 2016 to R246.10.



11. IMPORT PARITY PRICES – WINTER CEREALS (b)

11. INVOERPARITEITPARYSE - WINTERGRANE (b)

INVOERPARITEITPARYSE VAN WINTERGRANE (BTW UITGESLT)			2017/01/12				IMPORT PARITY PRICES OF WINTER CEREALS (VAT EXCL)		
ITEM	Nota / Note	Koring/Wheat	Koring/Wheat	Koring/Wheat	Koring/Wheat	Gars/Barley	Gars/Barley	ITEM	
		VSA/ USA Golf/Gulf	VSA/ USA PNW	Argentynse/ Argentine Up River	EU Duitsland/ Germany	Australiese/ Australian Adelaide	Franse/ French Rouen		
		HRW	DNS	Trigo Pan	B kwaliteit/ quality	Mout/Maltin g	Mout/Maltin g		
Internasionale VAB pryse	a	\$/t	\$/t	\$/t	\$/t	\$/t	\$/t	International FOB prices	
Vraggeld	b	199.00	267.00	175.00	191.00	172.00	213.00	Freight Rates	
Assuransie (0.3% van VAB)		28.00	28.00	21.00	23.00	16.00	24.00	Insurance (0.3% of FOB)	
1 KOSTE, ASSURANSIE EN VRAG (KAV) \$/T		0.60	0.80	0.53	0.57	0.52	0.64	1 COST, INSURANCE AND FREIGHT (CIF) \$/T	
<i>Omskakel na R/t</i>		227.60	295.80	196.53	214.57	188.52	237.64	<i>Converted to R/t</i>	
R/\$ Wisselkoers op: 2017/01/10		13.6318	13.6318	13.6318	13.6318	13.6318	13.6318	R/\$ Exchange rate on: 2017/01/10	
2 KOSTE, ASSURANSIE EN VRAG (KAV) R/t		R/t	R/t	R/t	R/t	R/t	R/t	2 COST, INSURANCE AND FREIGHT (CIF) R/t	
		3102.60	4032.29	2679.06	2924.98	2569.87	3239.46		
Finansieringskoste	c	26.78	34.80	23.12	25.24	22.18	27.96	Financing cost	
3 KOSTE, ASSURANSIE, VRAG EN FINANSIERING R/t	d, e	3129.38	4067.09	2702.18	2950.22	2592.05	3267.42	3 COST, INSURANCE, FREIGHT AND FINANCING R/t	
Aflaai-koste								Discharging cost	
3.1 Kaapstad (Hoofsaaklik kaaihykraan metode)		124.02	124.02	124.02	124.02	157.11	157.11	3.1 Cape Town (Mainly shore cranes method)	
3.2 Durban (Hoofsaaklik suig-in-silo metode)		163.11	163.11	163.11	163.11	170.37	170.37	3.2 Durban (Mainly suction into silo method)	
Invoertarif op koring	f	1591.40	1591.40	1591.40	1591.40	0.00	0.00	Import Tariff on wheat	
4 VRY OP SPOOR (VOS) R/t								4 FREE ON RAIL (FOR) R/t	
4.1 Kaapstadhawe		4844.80	5782.51	4417.60	4665.64	2749.16	3424.53	4.1 Cape Town Harbour	
4.2 Durbanhawe		4883.89	5821.60	4456.69	4704.73	2762.42	3437.79	4.2 Durban Harbour	
Spoorvragkoste	g							Railage cost	
- Kaapstad na Paarl		85.60	85.60	85.60	85.60	n/a	n/a	- Cape Town to Paarl	
- Durban na Randfontein		246.10	246.10	246.10	246.10	246.10	246.10	- Durban to Randfontein	
5 GELEWER:								5 DELIVERED:	
- Kaapstad na Paarl R/ton		4930.40	5868.11	4503.20	4751.24	n/a	n/a	- Cape Town to Paarl R/ton	
- Durban na Randfontein R/ton		5129.99	6067.70	4702.79	4950.83	3008.52	3683.89	- Durban to Randfontein R/ton	

Notas/Notes: 2017/01/10

a Bron van pryse en vraggeld : IGC GMI
Source of prices and freight rates: IGC GMI

Termyn / Term	VAB/FOB		Vraggeld / Freight Rate:	Gars/Barley =	
	US\$/ton	US\$/t		US\$/ton	US\$ + 1
Koring/Wheat HRW No 2 (Hard Red Winter) Golf / Gulf	Jan 2017	199.00	US (Golf / Gulf)	28.00	
Koring/Wheat DNS 14% No 2 (Dark Northern Spring) Golf / Gulf	Jan 2017	267.00	Argentinie / Argentine (Upriver)	21.00	
Koring/Wheat: Argentinië / Argentine (Up River) Trigo Pan	Jan 2017	175.00	EEC (Bordeaux Hamburg)	23.00	24.00
Koring/Wheat EU (Duitsland / Germany) B kwaliteit / quality	Jan 2017	191.00	Australie / Australia (Eastern)	15.00	16.00
Gars/Barley: Australiese moutgars/Australian malting barley (Adelaide)	Jan 2017	172.00			
Gars/Barley: Franse moutgars/French malting barley (Rouen)	Jan 2017	213.00			

b Vraggeld: bereken vir vrage van +/- 20 000 - 30 000t / Freight rates: calculated for freights of +/- 20 000 - 30 000t

c Finansieringskoste: 30 000t @ KAV @ primakoers vir 30 dae. Bron/Source: SARB 10.50% 2016/03/18
Financing cost: 30 000t @ CIF @ prime rate for 30 days.

d Aflaai-koste / Discharging cost (R/ton):

	Koring/Wheat:	Gars/Barley:
Kaapstad / Cape Town:	124.02	157.11
Durban:	163.11	170.37

Bron / Source: Hull Blyth

e Ingesluit: Kaalgelde, hantering, kaaloësig, agente/dokumentasie, logistiek & opnames (inspeksie van skeepsvrag).
Included: Wharfage, handling, wharf supervision, agent/documentation, logistic & survey (inspection of shipload).
Uitgesluit: Gesondheidsinspeksie-, skeepagentskapfooi, strookbetsingsfooi vir GMO, opbergingskoste asook BTW en invoerbelasting.
Excluded: Health inspection fee, Ship agency fee, strip testing fees for GMO, storage costs as well as VAT and import duty.
N.B: Slegs 'n aanduiding, aangesien koste van opname beding kan word / N.B: Indication only, as cost of survey can be negotiated.

f Invoertarif / Import Tariff:
Koring/Wheat = R1591.40 p/ton
Gars/Barley = Vry/Free

g Neem asb. Kennis dat Spoorwet se spoorvrag op 1 April 2016 verander het soos volg:
Kaapstad na Paarl R85.60 en Durban na Randfontein R246.10.
Please take note that on 1 April 2016 Spoorwet railage cost changed as follows:
Cape Town to Paarl R85.60 and Durban to Randfontein R246.10.

* Prys laaste ontvang: 2016/09/27 / Price last received: 2016/09/27 .

12. IMPORT PARITY PRICES – OIL SEEDS (b)(e)(f)

12. INVOERPARITEITPRYSE - OLIESADE (b)(e)(f)

INVOERPARITEITPRYSE VAN OLIESADE (BTW UITGESLT)		2017-01-12							IMPORT PARITY PRICES OF OIL SEEDS (VAT EXCL)	
ITEM	Nota/ Note	Sojabone/ Soybeans	Sojabone/ Soybeans	Sojabone/ Soybeans	Sonneblom/ Sunflower	Canola	Grondbone/ Groundnuts	Grondbone/ Groundnuts	ITEM	
		VSA/ USA Golf/Gulf	Argentynse/ Argentine Up River	Brazilië/ Brazil Paranagua	EU Franse/ French Bordeaux	Kanadese/ Canadian Vancouver	Argentynse/ Argentine Raw Runners 40/50	VSA/ USA Raw Runners 40/50		
Internasionale VAB pryse	a	\$/t 391.00	\$/t 380.00	\$/t 396.00	\$/t 419.00	\$/t 402.00	\$/t 1549.00 *	\$/t 1519.00 *	International FOB prices	
Vraggeld	b	28.00	21.00	21.00	23.00	25.00	81.00	28.00	Freight Rates	
Assuransie (0.3% van VAB)		1.17	1.14	1.19	1.26	1.21	4.65	4.56	Insurance (0.3% of FOB)	
1 KOSTE, ASSURANSIE EN VRAG (KAV) \$/t		420.17	402.14	418.19	443.26	428.21	1634.65	1551.56	1 COST, INSURANCE AND FREIGHT (CIF) \$/t	
Omskakel na R/t		13.6318	13.6318	13.6318	13.6318	13.6318	13.6318	13.6318	Converted to R/t	
R/\$ Wisselkoers op: 2017/01/10		R/t	R/t	R/t	R/t	R/t	R/t	R/t	R/\$ Exchange rate on: 2017/01/10	
2 KOSTE, ASSURANSIE EN VRAG (KAV) R/t		5727.67	5481.89	5700.68	6042.43	5837.27	22283.22	21150.56	2 COST, INSURANCE AND FREIGHT (CIF) R/t	
Finansieringskoste	c	49.43	47.31	49.20	52.15	50.38	192.31	182.53	Financing cost	
3 KOSTE, ASSURANSIE, VRAG EN FINANSIERING R/t		5777.10	5529.20	5749.88	6094.58	5887.65	22475.53	21333.09	3 COST, INSURANCE, FREIGHT AND FINANCING R/t	
Aflaaiikoste: Durban	d, e	170.37	170.37	170.37	268.74	170.37	579.41	579.41	Discharging cost: Durban	
Invoertarif:	f	426.40	414.41	431.86	0.00	548.00	2111.57	2070.67	Import Tariff:	
4 VRY OP SPOOR (VOS) R/t: Durban		6373.87	6113.98	6352.11	6363.32	6606.02	25166.51	23983.17	4 FREE ON RAIL (FOR) R/t: Durban	
Spoorvragkoste	g								Railage cost	
- Durban na Randfontein		246.10	246.10	246.10	246.10	246.10	-	-	- Durban to Randfontein	
5 GELEWER:									5 DELIVERED:	
- Durban na Randfontein R/ton		6619.97	6360.08	6598.21	6609.42	6852.12	-	-	- Durban to Randfontein R/ton	

Notas/Notes:

a Bron van pryse en vraggeld / Source of prices and freight rates : IGC (GMI), Geogalos Peanut World & Oilm
2017/01/10

Termyn / Term	US\$/ton (VAB/FOB)	Vraggeld/Freight Rate:	US\$/bn
Sojabone/Soybeans: VSA/USA (Golf/Gulf)	Jan 2017 391.00	US Golf / Gulf	28.00
Sojabone/Soybeans: Argentinië/Argentina (Up River)	Jan 2017 380.00	Argentinië / Argentina	21.00
Sojabone/Soybeans: Brazilië/Brazil (Paranagua)	Feb 2017 396.00	EEC (Bordeaux/Hamburg)	23.00
Sonneblom/Sunflower: EU Frankryk/France (Bordeaux)	Feb 2017 419.00	Kanada/Canada (North Pacific)	25.00
Canola: Kanada/Canada (Vancouver)	Jan 2017 402.00	Grondbone/Groundnuts (ARG)	81.00
Grondbone/Groundnuts: Argentinië/Argentina (Raw Runner 40/50)	Jun 2017 1549.00		
Grondbone/Groundnuts: VSA/USA (Runners 40/50)	Jan 2017 1519.00		

b Vraggeld: bereken vir vragte van +/- 20 000 - 30 000t. / Freight rates: calculated for freights of +/- 20 000 - 30 000t.

c Finansieringskoste: 30 000t @ KAV @ primakoers vir 30 dae. Bron/Source: SARB 10.50% 2016/03/18
Financing cost: 30 000t @ CIF @ prime rate for 30 days.

d Aflaaiikoste / Discharging costs (R/ton):

	Sojabone/ Soybeans	Sonneblom/ Sunflower	Canola	Grondbone/ Groundnuts
Bron / Source: Hull Blyth	170.37	268.74	170.37	579.41

e Aflaaiikoste / Discharging fees:

Ingesluit: Kaaigelde, hantering, kaaibesig, agente/dokumentasie, logistiek & opnames (inspeksie van skeepsvrag) /
Included: Wharfage, handling, wharf supervision, agent/documentation, logistic & survey (inspection of shipload).

Uitgesluit: Gesondheidsinspeksie-, skeepsagentskapfooi, strooktoetsingsfooi vir GMO, opbergingskoste asook BTW en invoerbelasting /
Excluded: Health inspection fee, Ship agency fee, strip testing fees for GMO, storage costs as well as VAT and import duty.

N.B: Slegs 'n aanduiding, aangesien koste van opname beding kan word / N.B: Indication only, as cost of survey can be negotiated.

f Invoertarif / Import Tariff:

Sojabone/Soybeans = 8% op VAB / on FOB
Sonneblom/Sunflower = Vry / Free
Canola = 10% op VAB / on FOB
Grondbone/Groundnuts = 10% op VAB / on FOB

g Neem asb. Kennis dat Spoorwet se spoorvrag op 1 April 2016 verander het na R246.10.

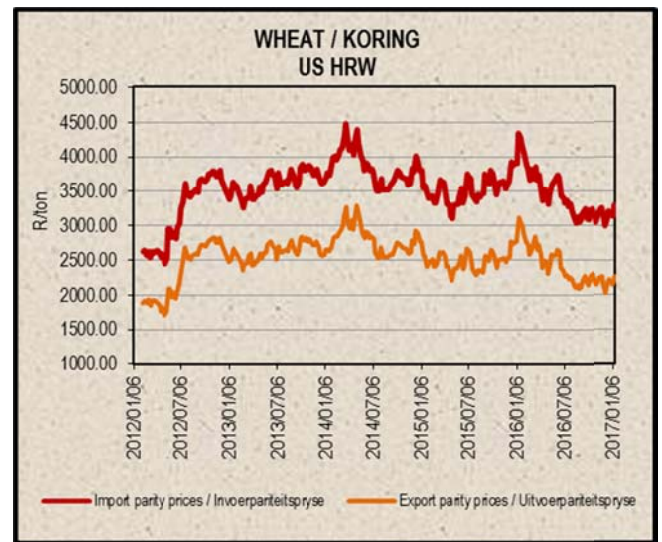
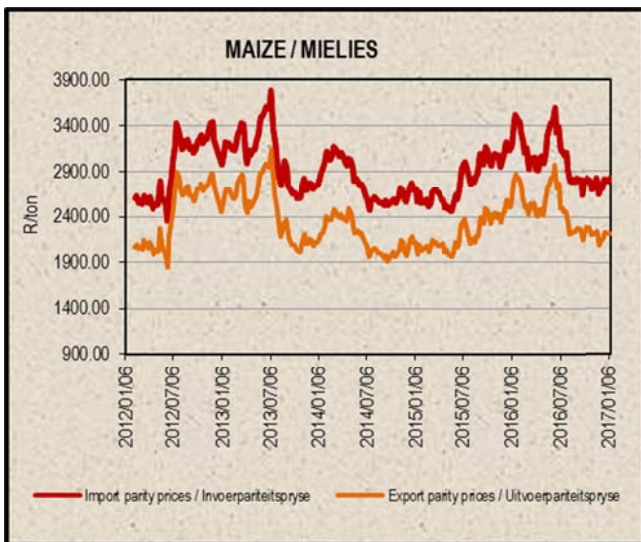
Please take note that on 1 April 2016 Spoorwet railage cost changed to R246.10.

* Kwotasies is k.a.v. pryse. VAB pryse dus berekende pryse (kav minus vraggeld) / Quotes are c.i.f. prices. FOB prices are therefore calculated prices (cif minus freight rates).

13. EXPORT PARITY PRICES (b)

13. UITVOERPARITEITPRYSE (b)

INDICATIVE EXPORT PARITY PRICES			2017/01/12		AANDUIDENDE UITVOERPARITEITSPRYSE	
This is only an example of how an export parity price can be calculated - it can vary according to need	US No3Y Maize/ Mielies Gulfi/Golf (b) Jan 2017	US HRW Wheat/Koring Gulfi/Golf (b) Jan 2017	US DNS 14% Wheat/Koring PNW (b) Jan 2017	Argentine Raw Runner 40/50 Groundnuts/ Grondbone (f) Jun 17	Hierdie is slegs 'n voorbeeld van hoe 'n uitvoerpariteitsprys bereken kan word - dit kan varieer volgens behoefte	
FOB Gulf value (\$/t)	165.00	189.00	256.00	1549.00	VAB Golfwaarde (\$/t)	
Difference in quality and locality of SA ¹ Maize: Plus US\$10 (\$/t) Groundnuts: Less 3,5% of fob value	\$10.00			96,5%	Kwaliteits- en liggingsverskil van SA ¹ Mielies: Plus VSA\$10 (\$/t) Grondbone: Min 3,5% van vab waarde	
SA fob price (\$/t)	175.00	189.00	256.00	1494.79	SA vab prys (\$/t)	
Exchange rate (1\$=): (2017/01/10)	13.6318	13.6318	13.6318	13.6318	Wisselkoers (1\$=): (2017/01/10)	
FOB Gulf value (R/t)	2385.57	2576.41	3489.74	20376.68	VAB Golfwaarde (R/t)	
Marketing costs:					Bemarkings koste:	
Financing (Prime rate 10.50% - 30 days) (R/t)	20.59	22.23	30.12	175.85	Finansieringskoste (Primakoers 10.50% - 30 dae) (R/t)	
Railage: ² Randfontein – Durban harbour	246.10	246.10	246.10	-	Spoorvrag: ² Randfontein – Durbanhawe	
Loading costs: (R/t) ³ Durban Harbour (Mainly spout method)	151.88	163.20	163.20	467.13	Oplaaikoste: (R/t) ³ Durbanhawe (Hoofsaaklik tregrer metode)	
EXPORT REALISATION (R/t): Randfontein	1967.00	2144.88	3050.32	19733.70	UITVOER REALISASIE (R/t): Randfontein	
<i>Difference in quality and locality of SA (As requested by the industry) As from 14 June 2012, the discount/rebate will no longer be used to calculate the export parity price on US HRW and a new calculation will be added for US DNS, also without the discount/rebate.</i>			1		<i>Kwaliteits- en liggingsverskil van SA (Soos deur die bedryf versoek) Vanaf 14 Junie 2012 sal die diskonto/premie nie meer gebruik word by die berekening van die uitvoerpariteitprys van US HRW nie en 'n nuwe berekening word nou vir US DNS gedoen, ook sonder diskonto/premie.</i>	
<i>Railage costs: Please take note that on 1 April 2016 Spoornet railage cost changed to R246.10.</i>			2		<i>Spoorvrag koste: Neem asb. Kennis dat Spoornet se spoorvrag op 1 April 2016 verander het na R246.10.</i>	
<i>Loading costs, received from Hull Blyth: Included: Cargo dues, handling, wharf supervision, agency/documentation, logistics & surveys (inspection of cargo). Excluded: Ship agent fees, health & PPECB inspections, storage facility & transport costs to storage facility, VAT & duties.</i>			3		<i>Oplaaikoste, ontvang van Hull Blyth: Ingesluit: Kaaigelde, hantering, kaaitoesig, agente/dokumentasie, logistiek & opnames (inspeksie van skeepsvrag) Uitgesluit: Skeepagentskaps-, inspeksie-, opbergings- en vervoerkoste na opbergingsfasiliteit, BTW & invoerbelasting.</i>	



14. WEATHER

For local weather, please follow the link below:

www.weathersa.co.za**14. WEER**

Vir plaaslike weer, volg asseblief die onderstaande skakel:

www.weathersa.co.za**15. SUNDRIES (g)****15. DIVERSE (g)**

Products Data/Information						
Products:	Nov 2016			Progressive:		
	Manufactured	Imported	Exported	Manufactured	Imported	Exported
White maize (tons)	390 162	438	2 589	1 803 150	2 862	11 621
Yellow maize (tons)	53 376	0	4 407	265 091	0	24 732
Total maize (tons)	443 538	438	6 996	2 068 241	2 862	36 353
Wheaten (tons)	277 151	728	721	565 136	1 408	1 127
Pan Baked (units)	178 538 443	n/a	n/a	364 615 233	n/a	n/a

Sources /Bronne:*(a) = Safex; (b) = International Grains Council; (c) = CBOT; (d) = KCBT;**(e) = Oil World; (f) = Georgalos Peanut World.*** Formula according to ITAC (International Trade Administration Commission of South Africa)/**Formule volgens ITAC (International Trade Administration Commission of South Africa)*

SAGIS

Nico Hawkins

General Manager / Hoofbestuurder

Indemnity/Vrywaring: Although everything has been done to ensure the accuracy of the information, neither SAGIS nor any of its directors or employees takes any responsibility for actions or losses that might occur as a result of the usage of this information. / Alhoewel alles gedoen is om te verseker dat die inligting korrek is, aanvaar nie SAGIS of enige van sy direkteure of werknemers verantwoordelikheid vir enige aksies of verliese as gevolg van die inligting wat gebruik is nie.