

**SAGIS WEEKLY BULLETIN / SAGIS WEEKLIKSE BULLETIN**

1. Producer Deliveries (ton):			1. Produsentelewerings (ton):	
Commodity	Latest week/ Jongste week: 7 - 13 Jan 2017	Total: current marketing year/ Totaal: huidige bemarkingsjaar	Total: same period previous marketing year/ Totaal: selfde periode vorige bemarkingsjaar	Kommoditeit
White maize	4 021	2 911 564	4 331 902	Witmielies
Yellow maize	6 532	3 515 123	4 417 160	Geelmielies
Total: maize	10 553	6 426 687	8 749 062	Totaal: mielies
Wheat	50 746	1 693 326	1 290 645	Koring

2. Imports (ton):			2. Invoere (ton):	
2.1 Imports for RSA			2.1 Invoere vir RSA	
Commodity	Latest week/ Jongste week: 7 - 13 Jan 2017	Total: current marketing year/ Totaal: huidige bemarkingsjaar	Total: same period previous marketing year/ Totaal: selfde periode vorige bemarkingsjaar	Kommoditeit
White maize	26 358	649 137	68 558	Witmielies
Yellow maize	2 759	1 160 120	670 328	Geelmielies
Maize Total	29 117	1 809 257	738 886	Mielies Totaal
Wheat	0	81 376	550 729	Koring

**Origin of imports / Oorsprong van invoere**

White maize/Witmielies	Yellow maize/Geelmielies	Wheat/Koring
Mexico	Argentina	Canada
USA	Brazil	Russia
	Romania	USA
	Ukraine	

2.2 Imports for other countries			2.2 Invoere vir ander lande	
Commodity	Latest week/ Jongste week: 7 - 13 Jan 2017	Total: current marketing year/ Totaal: huidige bemarkingsjaar	Total: same period previous marketing year/ Totaal: selfde periode vorige bemarkingsjaar	Kommoditeit
White maize	0	181 279	0	Witmielies
Yellow maize	0	1 992	0	Geelmielies
Maize Total	0	183 271	0	Mielies Totaal
Wheat	0	57 273	79 529	Koring

**Origin of imports / Oorsprong van invoere**

White maize/Witmielies	Yellow maize/Geelmielies	Wheat/Koring
Mexico	Argentina	Canada
USA		Russia
		USA

### 3. Exports (ton):

#### 3.1 RSA Exports

Commodity	Latest week/ Jongste week: 7 - 13 Jan 2017	Total: current marketing year/ Totaal: huidige bemarkingsjaar	Total: same period previous marketing year/ Totaal: selfde periode vorige bemarkingsjaar	Kommoditeit
White maize	11 309	366 352	300 030	Witmielies
Yellow maize	7 506	221 250	159 637	Geelmielies
Maize Total	18 815	587 602	459 667	Mielies Totaal
Wheat	404	15 096	21 445	Koring

#### Destination of exports / Bestemming van uitvoere

White maize/Witmielies	Yellow maize/Geelmielies	Wheat/Koring
Botswana	Botswana	Botswana
Lesotho	Korea	Lesotho
Malawi	Lesotho	Namibia
Mozambique	Mozambique	Swaziland
Namibia	Namibia	Zimbabwe
Swaziland	Swaziland	
Zimbabwe	Zambia	
	Zimbabwe	

#### 3.2 Imports for Exports

Commodity	Latest week/ Jongste week: 7 - 13 Jan 2017	Total: current marketing year/ Totaal: huidige bemarkingsjaar	Total: same period previous marketing year/ Totaal: selfde periode vorige bemarkingsjaar	Kommoditeit
White maize	2 532	140 986	0	Witmielies
Yellow maize	0	5 761	0	Geelmielies
Maize Total	2 532	146 747	0	Mielies Totaal
Wheat	0	65 188	82 819	Koring

#### Destination of exports / Bestemming van uitvoere

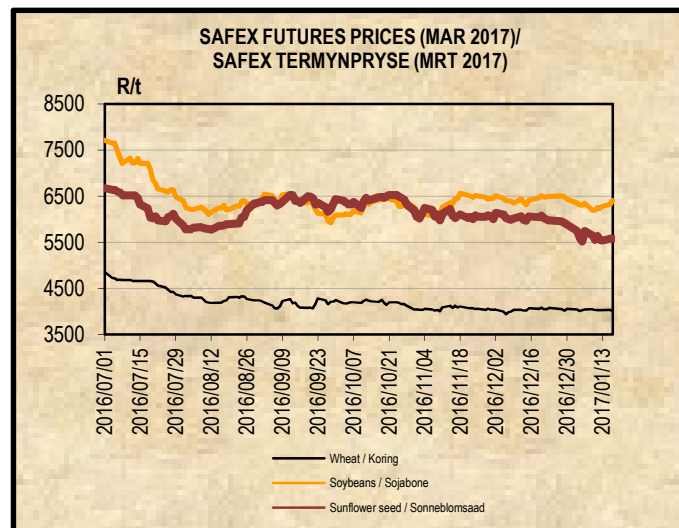
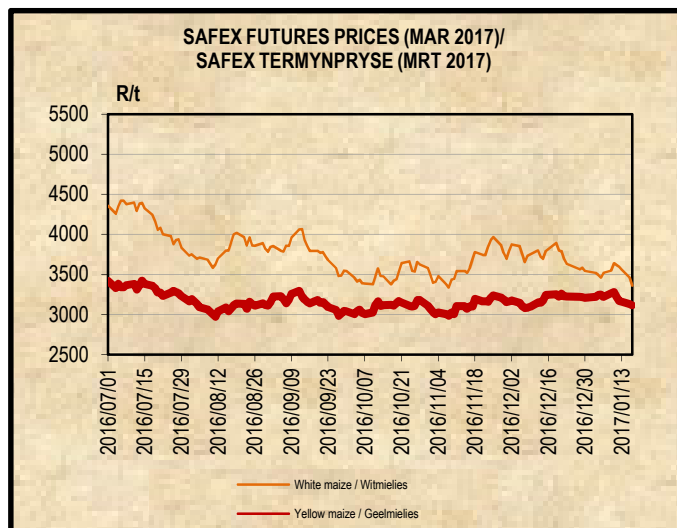
White maize/Witmielies	Yellow maize/Geelmielies	Wheat/Koring
Lesotho	Angola	Botswana
Mozambique	Namibia	Lesotho
Swaziland	Swaziland	Swaziland
Zimbabwe	Zimbabwe	Zambia
		Zimbabwe

#### 3.2 Invoere vir Uitvoere

### 4. DOMESTIC PRICES PER SAFEX (R/t)(a)

### 4. PLAASLIKE PRYSE VOLGENS SAFEX (R/t)(a)

Commodity	Future Prices / Termynpryse (2016/12/17) R/ton					Kommoditeit
	Jan-17	Mar-17	May-17	Jul-17	Sep-17	
White maize	3375.00	3359.00	2425.00	2330.00	2377.00	Witmielies
Yellow maize	3202.00	3117.00	2402.00	2368.00	2412.00	Geelmielies
Wheat	3945.00	4010.00	4105.00	4147.00	4115.00	Koring
Sunflower	5500.00	5577.00	5575.00	5700.00	5770.00	Sonneblom
Soybeans	6510.00	6406.00	6045.00	6095.00	6130.00	Sojabone
Sorghum	N/A	3650.00	3250.00	3220.00	3300.00	Sorghum



**5. IMPORT TARIFF ON MAIZE (b)\***

Derived US No2Y Yellow Maize fob (Gulf) (b)	2017-01-11	2017-01-12	2017-01-13	2017-01-16	2017-01-17	Afgeleide VSA No2Y Geelmielies vab (Golf) (b)
RSA Initial Reference Price	<b>\$110.00</b>					RSA Oorspronklike Verwysingsprys
Base price (\$/t)	117.65	117.65	117.65	117.65	117.65	Basisprys (\$/t)
Daily price (\$/t) (IGC)	166.60	167.60	167.60	167.60	171.60	Daaglikse prys (\$/t) (IGC)
Average of 21 days (\$/t)	163.38	163.73	163.99	164.25	164.64	Gemiddeld van 21 dae (\$/t)
Deviation from base price (\$/t)	-45.73	-46.08	-46.34	-46.60	-46.99	Afwyking van basisprys (\$/t)
Duty on maize (\$/t)	-53.38	-53.73	-53.99	-54.25	-54.64	Reg op mielies (\$/t)
Duty on maize (R/t)	-736.91	-741.95	-745.08	-748.09	-753.24	Reg op mielies (R/t)
R/\$ Exchange rate (average of 21 days)	13.8050	13.8089	13.8003	13.7897	13.7854	R/\$ Wisselkoers (gemiddeld van 21 dae)
<b>Tariff Gazetted 2006/12/08</b>	<b>R0.00/t</b>					<b>Tarief gepubliseer 2006/12/08</b>

**5. INVOERTARIEF OP MIELIES (b)\*****6. IMPORT TARIFF ON WHEAT (b)\***

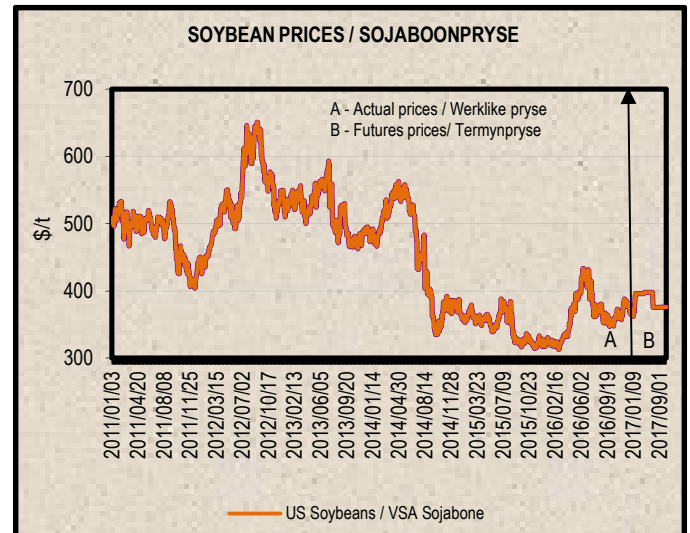
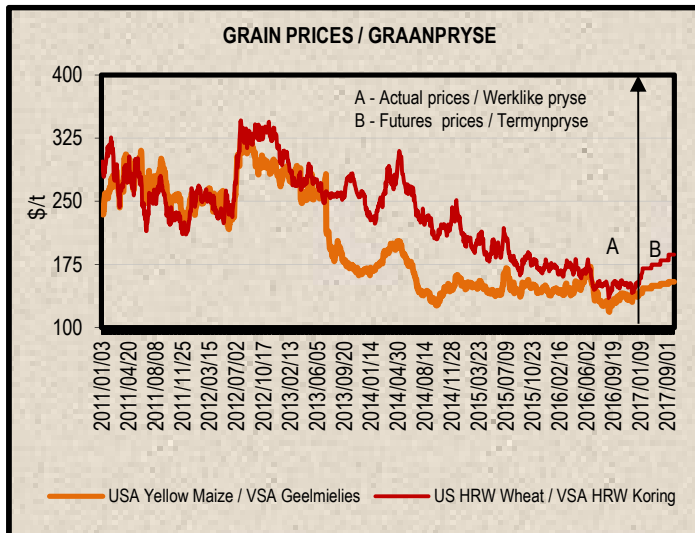
US No2 HRW fob (Gulf)	2016/12/20	2016/12/27	2017/01/03	2017/01/10	2017/01/17	VSA No2 HRW vab (Golf)
RSA Initial Reference Price	<b>\$294.00</b>					RSA Oorspronklike Verwysingsprys
Base price (\$/t)	193.33	193.33	193.33	193.33	193.33	Basis prys (\$/t)
Weekly price (\$/t) (IGC)	188.00	191.00	189.00	199.00	200.00	Weeklikse prys (\$/t) (IGC)
3 Weeks moving average (\$/t)	185.33	189.33	188.67	192.00	194.75	3 Weke skuiwende gemiddeld (\$/t)
Number of weeks that the deviation is more than \$10						Aantal weke wat die afwyking meer as \$10 is
Deviation from base price (\$/t)	8.00	4.00	4.66	1.33	-1.42	Afwyking van basisprys (\$/t)
Calculated Duty on wheat (\$/t)	108.67	104.67	105.33	102.00	99.25	Berekende Reg op koring (\$/t)
Calculated Duty on wheat (R/t)	1534.17	1458.67	1445.70	1390.44	1339.40	Berekende Reg op koring (R/t)
R/\$ Exchange rate	14.1177	13.9359	13.7254	13.6318	13.4952	R/\$ Wisselkoers
<b>Tariff Gazetted 2016/08/22 (R/t)</b>	<b>R 1 591.40</b>					<b>Tarief gepubliseer 2016/08/22 (R/t)</b>

**6. INVOERTARIEF OP KORING (b)\***

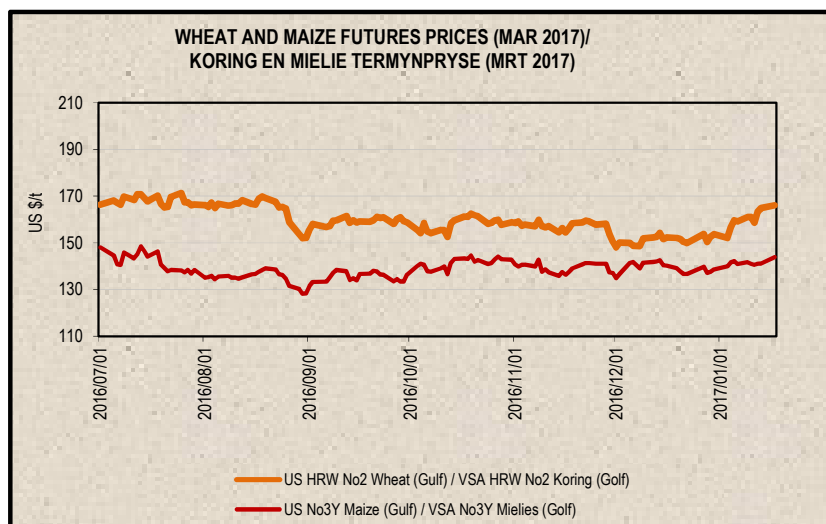
7. PRICES – INTERNATIONAL (US\$/t)

7. PRYSE - INTERNASIONAAL (VSA\$/t)

FOB (US\$/t)	Export Quotations/ Uitvoerkwotasie (b)(e)(f)				VAB (VSA\$/t)
	2017/01/17	2017/01/10	2017/01/03	2016/12/27	
US No 2 HRW Wheat (Gulf)	205.00	199.00	189.00	191.00	VSA No 2 HRW Koring (Golf)
US DNS Wheat 14% PNW	271.00	267.00	253.00	257.00	VSDNS Koring 14% PNW
Argentine Wheat (Up River)	175.00	175.00	175.00	170.00	Argentynse Koring (Up River)
EC (France) Wheat (grade 1)	192.00	190.00	185.00	183.00	EU (Frankryk) Koring (graad 1)
EC (Germany) B Quality Wheat	194.00	191.00	185.00	184.00	EU (Duitsland) B Kwaliteit Koring
Black Sea Milling Wheat	184.00	183.00	183.00	183.00	Swart See Maalkoring
US No 3Y Maize (Gulf)	170.00	165.00	164.00	164.00	VSA No3Y Mielies (Golf)
Argentine Maize (Up River)	186.00	183.00	181.00	182.00	Argentynse Mielies (Up River)
US Sorghum (Gulf)	170.00	167.00	167.00	167.00	VSA Sorghum (Golf)
Argentine Sorghum (Up River)	168.00	165.00	164.00	163.00	Argentynse Sorghum (Up River)
US Soybeans (Gulf)	414.00	391.00	385.00	395.00	VSA Sojabone (Gulf)
Argentine Soybeans (Up River)	404.00	380.00	376.00	385.00	Argentynse Sojabone (Up River)
Canadian Canola	413.00	402.00	396.00	402.00	Kanadese Canola
Argentine Groundnuts Runners 40/50	1555.00	1549.00	1549.00	1549.00	Argentynse Grondbone 40/50 Runners
US Groundnuts Runners 40/50 shelled	1565.00	1519.00	1519.00	1519.00	VSA Grondbone 40/50 Runners uitgedop
Australian Malting Barley (Commander Malt)	172.00	172.00	151.00	166.00	Australiese Moutgars (Commander Malt)



Futures prices (US\$/t) / Termynpryse (VSA\$/t) (c)(d) (2017/01/17)							
Commodity	Mar-17	May-17	Jul-17	Sep-17	Dec-17	Mar-18	Kommoditeit
US No3 Yellow maize	143.85	146.69	149.60	152.04	154.48	157.32	VSA No3 Geelmielies
US No2 HRW wheat	166.08	170.34	174.60	179.67	186.73	190.40	VSA No2 HRW koring
US Soybeans	396.10	398.01	395.22	374.79	n/a	373.32	VSA Sojabone

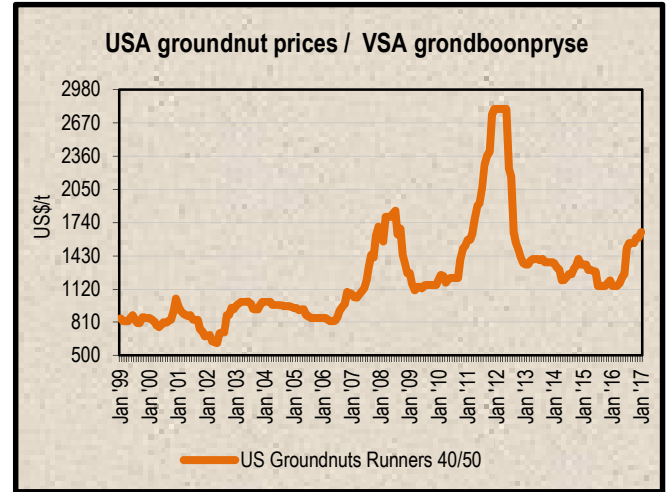
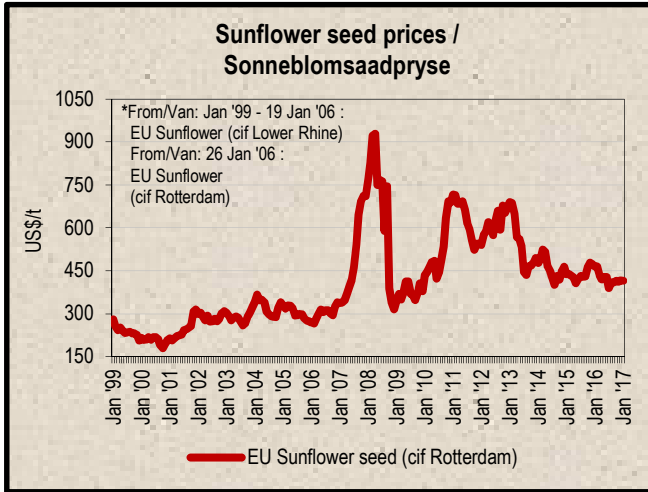


**8. LOWEST REPRESENTATIVE ASKING PRICES**  
(US\$/t)(e)(f)(Prices of previous week)

**8. LAAGSTE VERTEENWOORDIGENDE PRYSE GEVRA**  
(Pryse van vorige week)(VSA\$/t)(e)(f)

US\$/t	2017/01/12	2017/01/05	Change/ Verandering	VSA\$/t
Soybeans, Brazil, c.i.f. Rotterdam	417	421	-1.0%	Sojabone, Brasilië, k.a.v. Rotterdam
Soybeans, USA, c.i.f. Rotterdam	415	418	-0.7%	Sojabone, VSA, k.a.v. Rotterdam
Groundnuts, USA Runners 40/50*	1650	1650	0.0%	Grondbone, VSA Runners 40/50*
Groundnuts, Argentine Runners 40/50*	1640	1630	0.6%	Grondbone, Argentynse Runners 40/50*
Groundnut-oil, c.i.f. Rotterdam	1510	1510	0.0%	Grondboon-olie, k.a.v. Rotterdam
Sunflower seed, EU c.i.f. Amsterdam	415	415	0.0%	Sonneblomsaad, EU k.a.v. Amsterdam
Sunflower-oil, EU (fob) N.W. Europe	820	820	0.0%	Sonneblom-olie, EU (vab) N.W. Eur.
Rapeseed, Europe, 00, c.i.f. Hamburg	445	441	0.9%	Raapsaad, Europa, 00, k.a.v. Hamburg

\* Shelled, c.i.f. Rotterdam \* Uitgedop k a v Rotterdam



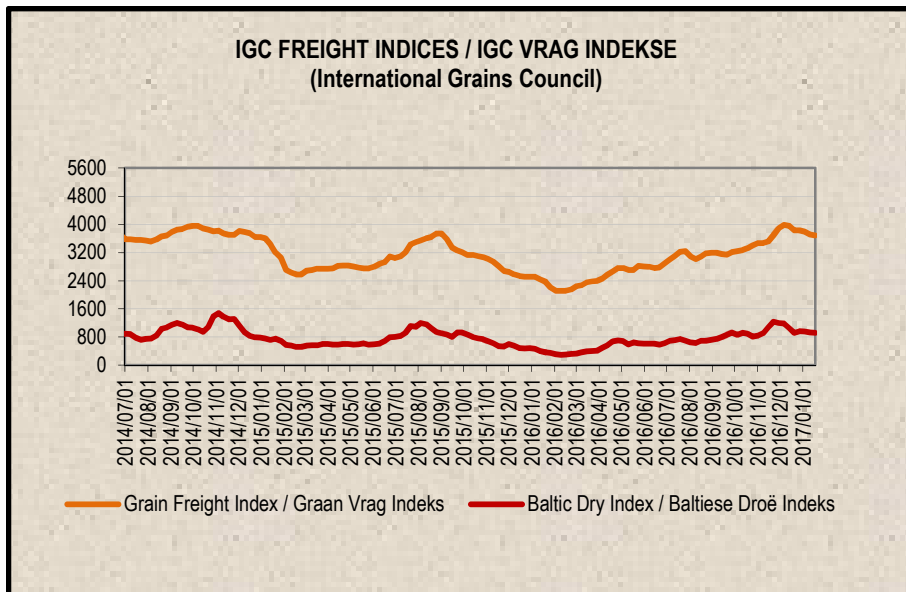
**9. IGC FREIGHT INDICES (b)**

**9. IGC VRAG INDEKSE (b)**

IGC FREIGHT INDICES / IGC VRAG INDEKSE							
	2016/12/13	2016/12/20	2016/12/27	2017/01/03	2017/01/10	2017/01/17	
Grain Freight Index*	3959	3833	3833	3794	3716	3686	Graan Vrag Indeks*
Baltic Dry Index	1052	914	961	953	926	922	Baltiese Droë Indeks

\* IGC Grain Freight Index represents 15 major grain routes, including five from the United States of America, and two each from other main exporting nations (including Argentina, Black Sea, Europe and Canada); with base an average of the four weeks ending 11 May 2005 = 6000. The updated indices will be available on Thursdays on SAGIS' website.

\* IGC Graan Vrag Indeks verteenwoordig 15 hoof graanroetes, insluitende vyf vanaf die Verenigde State van Amerika, en twee elk van ander hoof uitvoermasies (insluitende Argentinië, Swart See, Europa en Kanada); met basis 'n gemiddeld van die vier weke geëindig 11 Mei 2005 = 6000. Die opgedateerde indekse sal Donderdae op SAGIS se webwerf beskikbaar.





10. IMPORT PARITY PRICES – SUMMER GRAINS (b)

10. INVOERPARITEITPRYSE - SOMERGRANE (b)

INVOERPARITEITPRYSE VAN SOMERGRANE (BTW UITGESLT)			2017/01/19			IMPORT PARITY PRICES OF SUMMER GRAINS (VAT EXCL)		
ITEM	Nota/ Note	Mielies/Maize	Mielies/Maize	Sorghum	Sorghum	Sorghum	ITEM	
		VSA/ USA Golf/Gulf (no.3Y) \$/t	Argentynse/ Argentine Up River \$/t	VSA/ USA Golf/Gulf \$/t	Argentynse/ Argentine Up River \$/t	Australiese/ Australian Brisbane \$/t		
Internasionale VAB pryse	a	170.00	186.00	170.00	168.00	204.00	International FOB prices	
Vraggeld	b	29.00	20.00	29.00	20.00	14.00	Freight Rates	
Assuransie (0.3% van VAB)		0.51	0.56	0.51	0.50	0.61	Insurance (0.3% of FOB)	
1 KOSTE, ASSURANSIE EN VRAG (KAV) \$/T		199.51	206.56	199.51	188.50	218.61	1 COST, INSURANCE AND FREIGHT (CIF) \$/T	
<i>Omskakel na R/t</i>							<i>Converted to R/t</i>	
R/\$ Wisselkoers op: 2017/01/17		13.4952	13.4952	13.4952	13.4952	13.4952	R/\$ Exchange rate on: 2017/01/17	
2 KOSTE, ASSURANSIE EN VRAG (KAV) R/t		2692.43	2787.57	2692.43	2543.85	2950.19	2 COST, INSURANCE AND FREIGHT (CIF) R/t	
Finansieringskoste	c	23.24	24.06	23.24	21.95	25.46	Financing cost	
3 KOSTE, ASSURANSIE, VRAG EN FINANSIERING R/t		2715.67	2811.63	2715.67	2565.80	2975.65	3 COST, INSURANCE, FREIGHT AND FINANCING R/t	
Afblaikoste:	d, e			146.54	146.54	146.54	Discharging cost:	
- Kaapstad		122.93	122.93	n/a	n/a	n/a	- Cape Town	
- Durban		163.11	163.11	170.37	170.37	170.37	- Durban	
Invoertarif	f	0.00	0.00	68.83	68.02	82.59	Import Tariff	
4 VRYOP SPOOR (VOS) R/t							4 FREE ON RAIL (FOR) R/t	
- Kaapstad		2838.60	2934.56	n/a	n/a	n/a	- Cape Town	
- Durban		2878.78	2974.74	2931.04	2780.36	3204.78	- Durban	
Spoornragkoste	g	246.10	246.10	246.10	246.10	246.10	Railage cost	
- Durban na Randfontein							- Durban to Randfontein	
<b>5 GELEWER:</b>							<b>5 DELIVERED:</b>	
<b>- Durban na Randfontein R/ton</b>		<b>3124.88</b>	<b>3220.84</b>	<b>3177.14</b>	<b>3026.46</b>	<b>3450.88</b>	<b>- Durban to Randfontein R/ton</b>	

Notas/Notes:

a Bron van pryse en vraggeld : IGC GMI  
Source of prices and freight rates: IGC GMI

2017/01/17

Termyn / Term	US\$/bn (VAB/FOB)	Vraggeld/Freight Rate:	US\$/bn
Jan 2017	170.00	US Golf / Gulf	29.00
Jan 2017	186.00	Argentinië / Argentina	20.00
Jan 2017	170.00	Australië/Australia	14.00
Jan 2017	168.00		
Jan 2017	204.00		

Mielies/Maize: VSA/USA (Golf/Gulf No.3Y)  
Mielies/Maize: Argentinië/Argentina (Up River)  
Sorghum: VSA/USA (Golf / Gulf Milo)  
Sorghum: Argentinië/Argentina (Up River)  
Sorghum: Australië/Australia (Brisbane)

b Vraggeld: bereken vir vragte van +/- 20 000 - 30 000t // Freight rates: calculated for freights of +/- 20 000 - 30 000t

c Finansieringskoste: 30 000t @ KAV @ primakoers vir 30 dae. Bron/Source: SARB 10.50% 2016/03/18  
Financing cost: 30 000t @ CIF @ prime rate for 30 days.

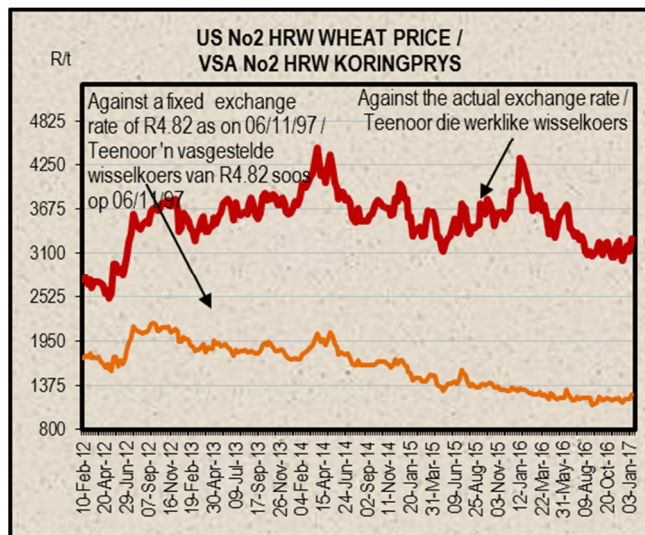
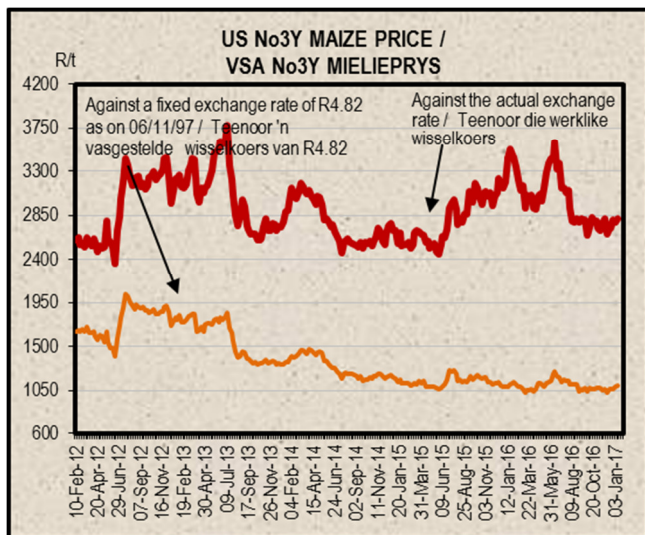
d Afblaikoste / Discharging costs (R/ton):  
Bron / Source: Hull Blyth

	Mielies/Maize:	Sorghum
Kaapstad /		
Cape Town:	122.93	n/a
Durban:	163.11	170.37

e Ingestuit: Kaagelde, hantering, kaaitbesig, agente/dokumentasie, logistiek & opnames (inspeksie van skeepsvrag) /  
Included: Wharfage, handling, wharf supervision, agent/documentation, logistic & survey (inspection of shipload).  
Uitgesluit: Gesondheidsinspeksie-, skeepsagentskapfooi, strookbetsingsfooi vir GMO, opbergingskoste asook BTW en invoerbelasting /  
Excluded: Health inspection fee, Ship agency fee, strip testing fees for GMO, storage costs as well as VAT and import duty.  
N.B: Slegs 'n aanduiding, aangesien koste van opname beding kan word / N.B: Indication only, as cost of survey can be negotiated.

f Invoertarif / Import Tariff  
Mielies/Maize = Vry / Free  
Sorghum = 3% op VAB / on FOB

g Neem asb. kennis dat 'n verandering in Spoornet se spoorvrag op 1 April 2016 plaasgevind het na R246.10.  
Please take note that there was a change in Spoornet railage cost on 1 April 2016 to R246.10.



11. IMPORT PARITY PRICES – WINTER CEREALS (b)

11. INVOERPARITEITPARYSE - WINTERGRANE (b)

INVOERPARITEITPRYSSE VAN WINTERGRANE (BTW UITGESLT)			2017/01/19				IMPORT PARITY PRICES OF WINTER CEREALS (VAT EXCL)		
ITEM	Nota/ Note	Koring/Wheat	Koring/Wheat	Koring/Wheat	Koring/Wheat	Gars/Barley	Gars/Barley	ITEM	
		VSA/ USA Golf/Gulf HRW	VSA/ USA PNW DNS	Argentynse/ Argentine Up River Trigo Pan	EU Duitsland/ Germany B kwaliteit/ quality	Australiese/ Australian Fremantle Mout/Malting	Fransse/ French Rouen Mout/Malting		
Internasionale VAB pryse	a	205.00	271.00	175.00	194.00	172.00	215.00 *	International FOB prices	
Vruggeld	b	29.00	29.00	20.00	23.00	15.00	24.00	Freight Rates	
Assuransie (0.3% van VAB)		0.62	0.81	0.53	0.58	0.52	0.65	Insurance (0.3% of FOB)	
1 KOSTE, ASSURANSIE EN VRAG (KAV) \$/T		234.62	300.81	195.53	217.58	187.52	239.65	1 COST, INSURANCE AND FREIGHT (CIF) \$/T	
<i>Omskakel na R/t</i>								<i>Converted to R/t</i>	
R/\$ Wisselkoers op: 2017/01/17		13.4952	13.4952	13.4952	13.4952	13.4952	13.4952	R/\$ Exchange rate on: 2017/01/17	
2 KOSTE, ASSURANSIE EN VRAG (KAV) R/t		3166.24	4059.49	2638.72	2936.29	2530.62	3234.12	2 COST, INSURANCE AND FREIGHT (CIF) R/t	
Finansieringskoste	c	27.33	35.03	22.77	25.34	21.84	27.91	Financing cost	
3 KOSTE, ASSURANSIE, VRAG EN FINANSIERING R/t		3193.57	4094.52	2661.49	2961.63	2552.46	3262.03	3 COST, INSURANCE, FREIGHT AND FINANCING R/t	
Afhaalokoste	d, e							Discharging cost	
3.1 Kaapstad (Hoofsaaklik kaaihykraan metode)		124.02	124.02	124.02	124.02	157.11	157.11	3.1 Cape Town (Mainly shore cranes method)	
3.2 Durban (Hoofsaaklik suig-in-silo metode)		163.11	163.11	163.11	163.11	170.37	170.37	3.2 Durban (Mainly suction into silo method)	
invoertarief op koring	f	1591.40	1591.40	1591.40	1591.40	0.00	0.00	Import Tariff on wheat	
4 VRY OP SPOOR (VOS) R/t								4 FREE ON RAIL (FOR) R/t	
4.1 Kaapstadhawe		4908.99	5809.94	4376.91	4677.05	2709.57	3419.14	4.1 Cape Town Harbour	
4.2 Durbanhawe		4948.08	5849.03	4416.00	4716.14	2722.83	3432.40	4.2 Durban Harbour	
Spoorvragkoste	g							Railage cost	
- Kaapstad na Paarl		85.60	85.60	85.60	85.60	n/a	n/a	- Cape Town to Paarl	
- Durban na Randfontein		246.10	246.10	246.10	246.10	246.10	246.10	- Durban to Randfontein	
<b>5 GELEWER:</b>								<b>5 DELIVERED:</b>	
- Kaapstad na Paarl R/ton		4994.59	5895.54	4462.51	4762.65	n/a	n/a	- Cape Town to Paarl R/ton	
- Durban na Randfontein R/ton		5194.18	6095.13	4662.10	4962.24	2968.93	3678.50	- Durban to Randfontein R/ton	

Notas/Notes: 2017/01/17

a Bron van pryse en vruggeld: IGC GMI  
Source of prices and freight rates: IGC GMI

Termyn / Term	VAB/FOB US\$/tbn	Vruggeld / Freight Rate: US\$/tbn	Gars/Barley = US\$ + 1
Koring/Wheat HRW No 2 (Hard Red Winter) Golf / Gulf	Jan 2017 205.00	US (Golf / Gulf) 29.00	
Koring/Wheat DNS 14% No 2 (Dark Northern Spring) Golf / Gulf	Jan 2017 271.00	Argentinië / Argentine (Upriver) 20.00	
Koring/Wheat Argentinië / Argentine (Up River) Trigo Pan	Jan 2017 175.00	EEC (Bordeaux Hamburg) 23.00	24.00
Koring/Wheat EU (Duitsland / Germany) B kwaliteit / quality	Jan 2017 194.00	Australië / Australia (Eastern) 14.00	15.00
Gars/Barley: Australiese moutgars/Australian malting barley (Fremantle)	Jan 2017 172.00		
Gars/Barley: Fransse moutgars/French malting barley (Rouen)	Jan 2017 215.00		

b Vruggeld: bereken vir vragte van +/- 20 000 - 30 000t / Freight rates: calculated for freights of +/- 20 000 - 30 000t

c Finansieringskoste: 30 000t @ KAV @ primakoers vir 30 dae. Bron/Source: SARB 10.50% 2016/03/18  
Financing cost: 30 000t @ CIF @ prime rate for 30 days.

d Afhaalokoste / Discharging cost (R/tbn):

	Koring/Wheat	Gars/Barley:
Kaapstad /		
Cape Town:	124.02	157.11
Durban:	163.11	170.37

Bron / Source: Hull Blyth

e Ingesluit: Kaagelde, hantering, kaaibesig, agente/dokumentasie, logistiek & opnames (inspeksie van skeepsvrag).  
Included: Wharfage, handling, wharf supervision, agent/documentation, logistic & survey (inspection of shipload).  
Uitgesluit: Gesondheidsinspeksie-, skeepagentskapboei, strookbetsingsfooi vir GMO, obergingskoste asook BTW en invoerbelasting.  
Excluded: Health inspection fee, Ship agency fee, strip testing fees for GMO, storage costs as well as VAT and import duty.  
N.B: Slegs 'n aanduiding, aangesien koste van opname beding kan word / N.B: Indication only, as cost of survey can be negotiated.

f Invoertarief / Import Tariff  
Koring/Wheat = R1591.40 p/ton  
Gars/Barley = Vry/Free

g Neem asb. Kennis dat Spoorwet se spoorvrag op 1 April 2016 verander het soos volg:  
Kaapstad na Paarl R85.60 en Durban na Randfontein R246.10.  
Please take note that on 1 April 2016 Spoorwet railage cost changed as follows:  
Cape Town to Paarl R85.60 and Durban to Randfontein R246.10.

\* Prys laaste ontvang: 2016/09/27 / Price last received: 2016/09/27 .

12. IMPORT PARITY PRICES – OIL SEEDS (b)(e)(f)

12. INVOERPARITEITPRYSE - OLIESADE (b)(e)(f)

INVOERPARITEITPRYSE VAN OLIESADE (BTW UITGESLT)

2017-01-19

IMPORT PARITY PRICES OF OIL SEEDS (VAT EXCL)

ITEM	Nota/ Note	Sojabone/ Soybeans	Sojabone/ Soybeans	Sojabone/ Soybeans	Sonneblom/ Sunflower	Canola	Grondbone/ Groundnuts	Grondbone/ Groundnuts	ITEM
		VSA/ USA Golf/Gulf	Argentynse/ Argentine Up River	Brazilië/ Brazil Paranagua	EU Franse/ French Bordeaux	Kanadese/ Canadian Vancouver	Argentynse/ Argentine Raw Runners 40/50	VSA/ USA Raw Runners 40/50	
Internasionale VAB pryse	a	\$/t 414.00	\$/t 404.00	\$/t 415.00	\$/t 423.00	\$/t 413.00	\$/t 1555.00 *	\$/t 1565.00 *	International FOB prices
Vraggeld	b	29.00	20.00	20.00	23.00	25.00	85.00	29.00	Freight Rates
Assuransie (0.3% van VAB)		1.24	1.21	1.25	1.27	1.24	4.67	4.70	Insurance (0.3% of FOB)
1 KOSTE, ASSURANSIE EN VRAG (KAV) \$/t		444.24	425.21	436.25	447.27	439.24	1644.67	1598.70	1 COST, INSURANCE AND FREIGHT (CIF) \$/t
Omskakel na R/t									Converted to R/t
R/\$ Wisselkoers op: 2017/01/17		13.4952	13.4952	13.4952	13.4952	13.4952	13.4952	13.4952	R/\$ Exchange rate on: 2017/01/17
2 KOSTE, ASSURANSIE EN VRAG (KAV) R/t		R/t 5995.11	R/t 5738.29	R/t 5887.28	R/t 6036.00	R/t 5927.63	R/t 22195.15	R/t 21574.78	2 COST, INSURANCE AND FREIGHT (CIF) R/t
Finansieringskoste	c	51.74	49.52	50.81	52.09	51.16	191.55	186.19	Financing cost
3 KOSTE, ASSURANSIE, VRAG EN FINANSIERING R/t		6046.85	5787.81	5938.09	6088.09	5978.79	22386.70	21760.97	3 COST, INSURANCE, FREIGHT AND FINANCING R/t
Aflaaiikoste: Durban	d, e	170.37	170.37	170.37	268.74	170.37	579.41	579.41	Discharging cost Durban
Invoertarief:	f	446.96	436.16	448.04	0.00	557.35	2098.50	2112.00	Import Tariff
4 VRY OP SPOOR (VOS) R/t Durban		6664.18	6394.34	6556.50	6356.83	6706.51	25064.61	24452.38	4 FREE ON RAIL (FOR) R/t Durban
Spoorvragkoste	g								Railage cost
- Durban na Randfontein		246.10	246.10	246.10	246.10	246.10	-	-	- Durban to Randfontein
5 GELEWER:									5 DELIVERED:
- Durban na Randfontein R/ton		6910.28	6640.44	6802.60	6602.93	6952.61	-	-	- Durban to Randfontein R/ton

Notas/Notes:

a Bron van pryse en vraggeld / Source of prices and freight rates : IGC (GMI), Geogalos Peanut World & Oilworld

2017/01/17

Termyn / Term	US\$/ton (VAB/FOB)	Vraggeld/Freight Rate:	US\$/ton
Sojabone/Soybeans: VSA/USA (Golf/Gulf)	414.00	US Golf / Gulf	29.00
Sojabone/Soybeans: Argentinië/Argentina (Up River)	404.00	Argentinië / Argentina	20.00
Sojabone/Soybeans: Brazilië/Brazil (Paranagua)	415.00	EEC (Bordeaux/Hamburg)	23.00
Sonneblom/Sunflower: EU Frankryk/France (Bordeaux)	423.00	Kanada/Canada (North Pacific)	25.00
Canola: Kanada/Canada (Vancouver)	413.00	Grondbone/Groundnuts (ARG)	85.00
Grondbone/Groundnuts: Argentinië/Argentina (Raw Runner 40/50)	1555.00		
Grondbone/Groundnuts: VSA/USA (Runners 40/50)	1565.00		

b Vraggeld: bereken vir vragte van +/- 20 000 - 30 000t / Freight rates: calculated for freights of +/- 20 000 - 30 000t

c Finansieringskoste: 30 000t @ KAV @ primakoers vir 30 dae. Bron/Source: SARB 10.50% 2016/03/18

Financing cost: 30 000t @ CIF @ prime rate for 30 days.

d Aflaaiikoste / Discharging costs (R/ton):

	Sojabone/ Soybeans	Sonneblom/ Sunflower	Canola	Grondbone/ Groundnuts
Durban:	170.37	268.74	170.37	579.41

e Aflaaiikoste / Discharging fees:

Ingesluit: Kaaigelde, hantering, kaaibesig, agente/dokumentasie, logistiek & opnames (inspeksie van skeepsvrag) /

Included: Wharfage, handling, wharf supervision, agent/documentation, logistic & survey (inspection of shipload).

Uitgesluit: Gesondheidsinspeksie-, skeepsagentskapfooi, strooktoetsingsfooi vir GMO, opbergingskoste asook BTW en invoerbelasting /

Excluded: Health inspection fee, Ship agency fee, strip testing fees for GMO, storage costs as well as VAT and import duty.

N.B: Slegs 'n aanduiding, aangesien koste van opname beding kan word / N.B: Indication only, as cost of survey can be negotiated.

f Invoertarief / Import Tariff:

Sojabone/Soybeans = 8% op VAB / on FOB

Sonneblom/Sunflower = Vry / Free

Canola = 10% op VAB / on FOB

Grondbone/Groundnuts = 10% op VAB / on FOB

g Neem asb. Kennis dat Spoorsetse spoorvrag op 1 April 2016 verander het na R246.10.

Please take note that on 1 April 2016 Spoorset railage cost changed to R246.10.

\* Kwotasies is k.a.v. pryse. VAB pryse dus berekende pryse (kav minus vraggeld) / Quotes are c.i.f. prices. FOB prices are therefore calculated prices (cif minus freight rates).



13. EXPORT PARITY PRICES (b)

13. UITVOERPARITEITPRYSE (b)

INDICATIVE EXPORT PARITY PRICES		2017/01/19			AANDUIDENDE UITVOERPARITEITSPRYSE	
This is <b>only an example</b> of how an export parity price can be calculated - it can vary according to need	US No3Y Maize/ Mielies Gulf/Golf (b)	US HRW Wheat/Koring Gulf/Golf (b)	US DNS 14% Wheat/Koring PNW (b)	Argentine Raw Runner 40/50 Groundnuts/ Grondbone (f)	Hierdie is <b>slegs 'n voorbeeld</b> van hoe 'n uitvoerpariteitsprys bereken kan word - dit kan varieer volgens behoefte	
	Jan 2017	Jan 2017	Jan 2017	Jun 17		
FOB Gulf value (\$/t)	170.00	205.00	271.00	1555.00	VAB Golfwaarde (\$/t)	
Difference in quality and locality of SA <sup>1</sup> Maize: Plus US\$10 (\$/t) Groundnuts: Less 3,5% of fob value	\$10.00			96,5%	Kwaliteits- en liggingsverskil van SA <sup>1</sup> Mielies: Plus VSA\$10 (\$/t) Grondbone: Min 3,5% van vab waarde	
SA fob price (\$/t)	180.00	205.00	271.00	1500.58	SA vab prys (\$/t)	
Exchange rate (1\$=): (2017/01/17)	13.4952	13.4952	13.4952	13.4952	Wisselkoers (1\$=): (2017/01/17)	
FOB Gulf value (R/t)	2429.14	2766.52	3657.20	20250.63	VAB Golfwaarde (R/t)	
<b>Marketing costs:</b>					<b>Bemerkings koste:</b>	
Financing (Prime rate 10.50% - 30 days) (R/t)	20.96	23.88	31.56	174.77	Finansieringskoste (Primakoers 10.50% - 30 dae) (R/t)	
Railage: <sup>2</sup> Randfontein – Durban harbour	246.10	246.10	246.10	-	Spoorvrag: <sup>2</sup> Randfontein – Durbanhawe	
Loading costs: (R/t) <sup>3</sup> Durban Harbour (Mainly spout method)	151.88	163.20	163.20	467.13	Oplaaikoste: (R/t) <sup>3</sup> Durbanhawe (Hoofsaaklik tregter metode)	
<b>EXPORT REALISATION (R/t):</b>					<b>UITVOER REALISASIE (R/t):</b>	
<b>Randfontein</b>	<b>2010.20</b>	<b>2333.34</b>	<b>3216.34</b>	<b>19608.73</b>	<b>Randfontein</b>	

Difference in quality and locality of SA  
(As requested by the industry)

As from 14 June 2012, the discount/rebate will no longer be used to calculate the export parity price on US HRW and a new calculation will be added for US DNS, also without the discount/rebate.

Railage costs:  
Please take note that on 1 April 2016 Spoornet railage cost changed to R246.10.

Loading costs, received from Hull Blyth:  
Included: Cargo dues, handling, wharf supervision, agency/documentation, logistics & surveys (inspection of cargo).  
Excluded: Ship agent fees, health & PPECB inspections, storage facility & transport costs to storage facility, VAT & duties.

1

2

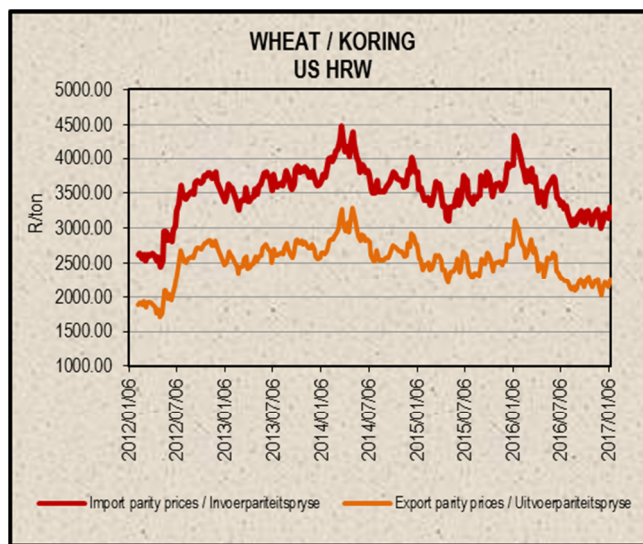
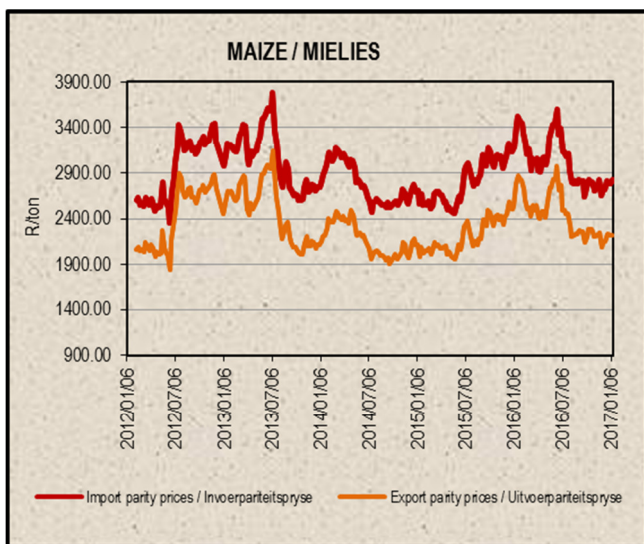
3

Kwaliteits- en liggingsverskil van SA  
(Soos deur die bedryf versoek)

Vanaf 14 Junie 2012 sal die diskonto/premie nie meer gebruik word by die berekening van die uitvoerpariteitprys van US HRW nie en 'n nuwe berekening word nou vir US DNS gedoen, ook sonder diskonto/premie.

Spoorvrag koste:  
Neem asb. Kennis dat Spoornet se spoorvrag op 1 April 2016 verander het na R246.10.

Oplaaikoste, ontvang van Hull Blyth:  
Ingesluit: Kaaigelde, hantering, kaaitoesig, agente/dokumentasie, logistiek & opnames (inspeksie van skeepsvrag)  
Uitgesluit: Skeepsagentskaps-, inspeksie-, opbergings- en vervoerkoste na opbergingsfasiliteit, BTW & invoerbelasting.



#### 14. WEATHER

For local weather, please follow the link below:  
[www.weathersa.co.za](http://www.weathersa.co.za)

#### 14. WEER

Vir plaaslike weer, volg asseblief die onderstaande skakel:  
[www.weathersa.co.za](http://www.weathersa.co.za)

#### **Sources /Bronne:**

(a) = Safex; (b) = International Grains Council; (c) = CBOT; (d) = KCBT;  
(e) = Oil World; (f) = Georgalos Peanut World.

\* Formula according to ITAC (International Trade Administration Commission of South Africa)/  
Formule volgens ITAC (International Trade Administration Commission of South Africa)

SAGIS

Nico Hawkins

General Manager / Hoofbestuurder

**Indemnity/Vrywaring:** Although everything has been done to ensure the accuracy of the information, neither SAGIS nor any of its directors or employees takes any responsibility for actions or losses that might occur as a result of the usage of this information. / Alhoewel alles gedoen is om te verseker dat die inligting korrek is, aanvaar nie SAGIS of enige van sy direkteure of werknemers verantwoordelikheid vir enige aksies of verliese as gevolg van die inligting wat gebruik is nie.