

**SAGIS WEEKLY BULLETIN / SAGIS WEEKLIKSE BULLETIN**

1. Producer Deliveries (ton):			1. Produsentelewerings (ton):	
Commodity	Latest week/ Jongste week: 14 - 20 Jan 2017	Total: current marketing year/ Totaal: huidige bemarkingsjaar	Total: same period previous marketing year/ Totaal: selfde periode vorige bemarkingsjaar	Kommoditeit
White maize	5 355	2 918 837	4 342 418	Witmielies
Yellow maize	11 096	3 527 576	4 420 779	Geelmielies
Total: maize	16 451	6 446 413	8 763 197	Totaal: mielies
Wheat	23 980	1 720 776	1 296 569	Koring

2. Imports (ton):			2. Invoere (ton):	
2.1 Imports for RSA			2.1 Invoere vir RSA	
Commodity	Latest week/ Jongste week: 14 - 20 Jan 2017	Total: current marketing year/ Totaal: huidige bemarkingsjaar	Total: same period previous marketing year/ Totaal: selfde periode vorige bemarkingsjaar	Kommoditeit
White maize	0	641 235	68 558	Witmielies
Yellow maize	21 855	1 181 710	687 882	Geelmielies
Maize Total	21 855	1 822 945	756 440	Mielies Totaal
Wheat	43 240	121 195	593 148	Koring

**Origin of imports / Oorsprong van invoere**

White maize/Witmielies	Yellow maize/Geelmielies	Wheat/Koring
Mexico	Argentina	Argentina
USA	Brazil	Canada
	Romania	Poland
	Ukraine	Russia
		USA

2.2 Imports for other countries			2.2 Invoere vir ander lande	
Commodity	Latest week/ Jongste week: 14 - 20 Jan 2017	Total: current marketing year/ Totaal: huidige bemarkingsjaar	Total: same period previous marketing year/ Totaal: selfde periode vorige bemarkingsjaar	Kommoditeit
White maize	0	187 466	0	Witmielies
Yellow maize	0	2 366	0	Geelmielies
Maize Total	0	189 832	0	Mielies Totaal
Wheat	7 000	67 730	82 528	Koring

**Origin of imports / Oorsprong van invoere**

White maize/Witmielies	Yellow maize/Geelmielies	Wheat/Koring
Mexico	Argentina	Canada
USA		Poland
		Russia
		USA

### 3. Exports (ton):

#### 3.1 RSA Exports

Commodity	Latest week/ Jongste week: 14 - 20 Jan 2017	Total: current marketing year/ Totaal: huidige bemarkingsjaar	Total: same period previous marketing year/ Totaal: selfde periode vorige bemarkingsjaar	Kommoditeit
White maize	9 083	367 744	313 767	Witmielies
Yellow maize	6 798	231 044	162 666	Geelmielies
Maize Total	15 881	598 788	476 433	Mielies Totaal
Wheat	2 740	18 838	21 787	Koring

### 3. Uitvoere (ton):

#### 3.1 RSA Uitvoere

#### Destination of exports / Bestemming van uitvoere

White maize/Witmielies	Yellow maize/Geelmielies	Wheat/Koring
Botswana	Botswana	Botswana
Lesotho	Korea	Lesotho
Malawi	Lesotho	Namibia
Mozambique	Mozambique	Swaziland
Namibia	Namibia	Zimbabwe
Swaziland	Swaziland	
Zimbabwe	Zambia	
	Zimbabwe	

#### 3.2 Imports for Exports

Commodity	White maize	Yellow maize	Maize Total	Wheat	Kommoditeit
White maize	1 944	143 767	0	0	Witmielies
Yellow maize	0	6 135	0	0	Geelmielies
Maize Total	1 944	149 902	0	0	Mielies Totaal
Wheat	3 734	72 378	84 274		Koring

#### 3.2 Invoere vir Uitvoere

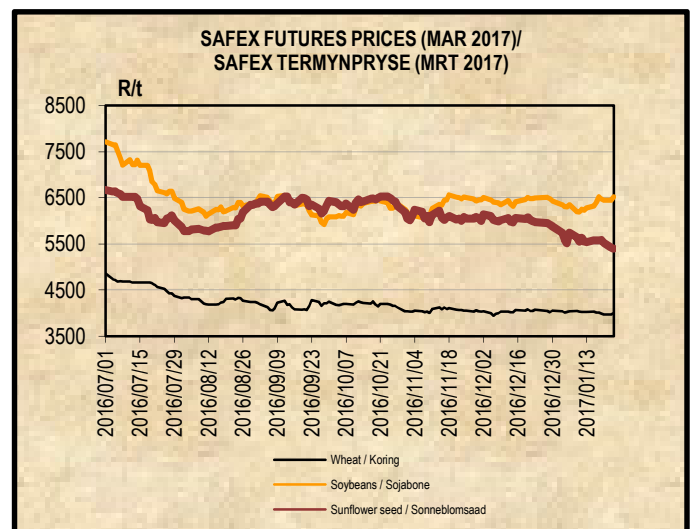
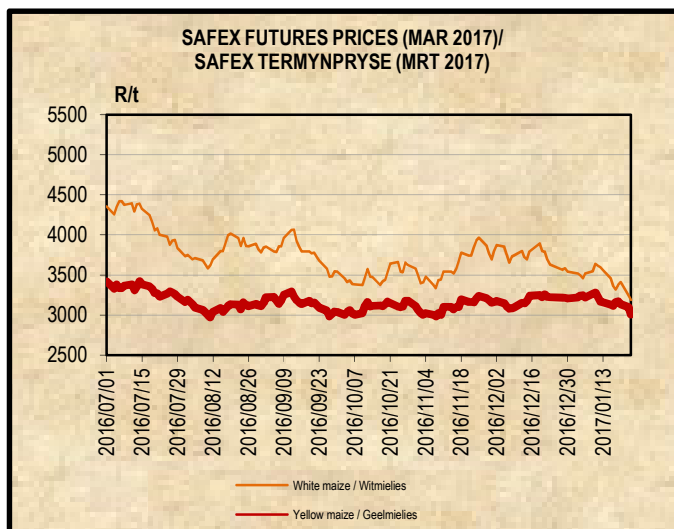
#### Destination of exports / Bestemming van uitvoere

White maize/Witmielies	Yellow maize/Geelmielies	Wheat/Koring
Lesotho	Angola	Botswana
Mozambique	Namibia	Lesotho
Swaziland	Swaziland	Swaziland
Zimbabwe	Zimbabwe	Zambia
		Zimbabwe

### 4. DOMESTIC PRICES PER SAFEX (R/t)(a)

### 4. PLAASLIKE PRYSE VOLGENS SAFEX (R/t)(a)

Commodity	Future Prices / Termynpryse (2017/01/24) R/ton					Kommoditeit
	Jan-17	Mar-17	May-17	Jul-17	Sep-17	
White maize	3232.00	3188.00	2350.00	2251.00	2286.00	Witmielies
Yellow maize	3040.00	3007.00	2337.00	2297.00	2342.00	Geelmielies
Wheat	3941.00	3994.00	4087.00	4136.00	4118.00	Koring
Sunflower	5307.00	5400.00	5435.00	5522.00	5665.00	Sonneblom
Soybeans	6580.00	6519.00	6049.00	6134.00	6171.00	Sojabone
Sorghum	N/A	3500.00	3185.00	3200.00	3260.00	Sorghum



**5. IMPORT TARIFF ON MAIZE (b)\***
**5. INVOERTARIEF OP MIELIES (b)\***

Derived US No2Y Yellow Maize fob (Gulf) (b)	2017-01-18	2017-01-19	2017-01-20	2017-01-23	2017-01-24	Afgeleide VSA No2Y Geelmielies vab (Golf) (b)
RSA Initial Reference Price	<b>\$110.00</b>					RSA Oorspronklike Verwysingsprys
Base price (\$/t)	117.65	117.65	117.65	117.65	117.65	Basisprys (\$/t)
Daily price (\$/t) (IGC)	171.60	172.60	173.60	173.60	171.60	Daaglikse prys (\$/t) (IGC)
Average of 21 days (\$/t)	165.12	165.56	166.03	166.51	166.95	Gemiddeld van 21 dae (\$/t)
Deviation from base price (\$/t)	-47.47	-47.91	-48.38	-48.86	-49.30	Afwyking van basisprys (\$/t)
Duty on maize (\$/t)	-55.12	-55.56	-56.03	-56.51	-56.95	Reg op mielies (\$/t)
Duty on maize (R/t)	-759.62	-764.56	-769.69	-775.18	-779.60	Reg op mielies (R/t)
R/\$ Exchange rate (average of 21 days)	13.7812	13.7611	13.7371	13.7176	13.6892	R/\$ Wisselkoers (gemiddeld van 21 dae)
<b>Tariff Gazetted 2006/12/08</b>	<b>R0.00/t</b>					<b>Tarief gepubliseer 2006/12/08</b>

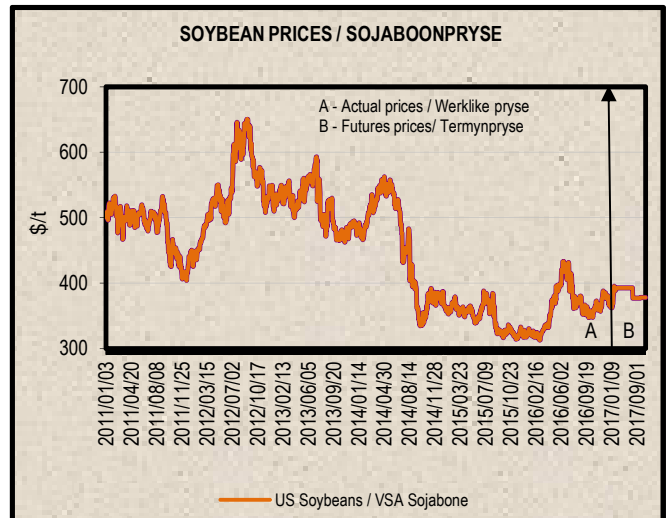
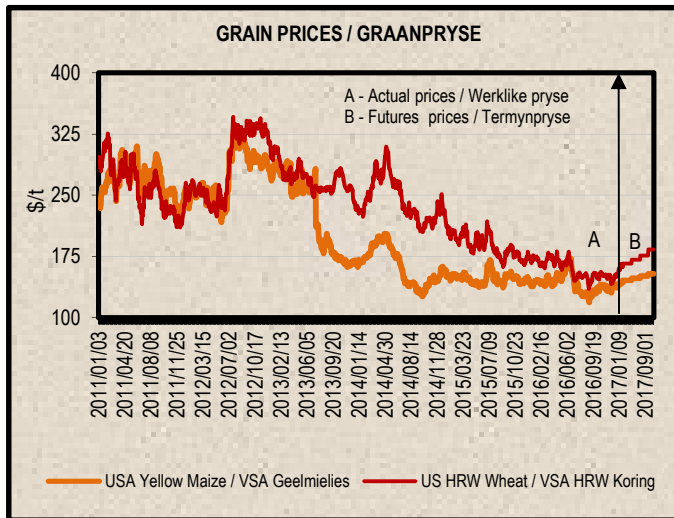
**6. IMPORT TARIFF ON WHEAT (b)\***
**6. INVOERTARIEF OP KORING (b)\***

US No2 HRW fob (Gulf)	2016/12/27	2017/01/03	2017/01/10	2017/01/17	2017/01/24	VSA No2 HRW vab (Golf)
RSA Initial Reference Price	<b>\$294.00</b>					RSA Oorspronklike Verwysingsprys
Base price (\$/t)	193.33	193.33	193.33	193.33	193.33	Basis prys (\$/t)
Weekly price (\$/t) (IGC)	191.00	189.00	199.00	205.00	208.00	Weeklikse prys (\$/t) (IGC)
3 Weeks moving average (\$/t)	189.33	188.67	192.00	196.00	200.25	3 Weke skuiwende gemiddeld (\$/t)
Number of weeks that the deviation is more than \$10						Aantal weke wat die afwyking meer as \$10 is
Deviation from base price (\$/t)	4.00	4.66	1.33	-2.67	-6.92	Afwyking van basisprys (\$/t)
Calculated Duty on wheat (\$/t)	104.67	105.33	102.00	98.00	93.75	Berekende Reg op koring (\$/t)
Calculated Duty on wheat (R/t)	1458.67	1445.70	1390.44	1322.53	1262.32	Berekende Reg op koring (R/t)
R/\$ Exchange rate	13.9359	13.7254	13.6318	13.4952	13.4647	R/\$ Wisselkoers
<b>Tariff Gazetted 2016/08/22 (R/t)</b>	<b>R 1 591.40</b>					<b>Tarief gepubliseer 2016/08/22 (R/t)</b>

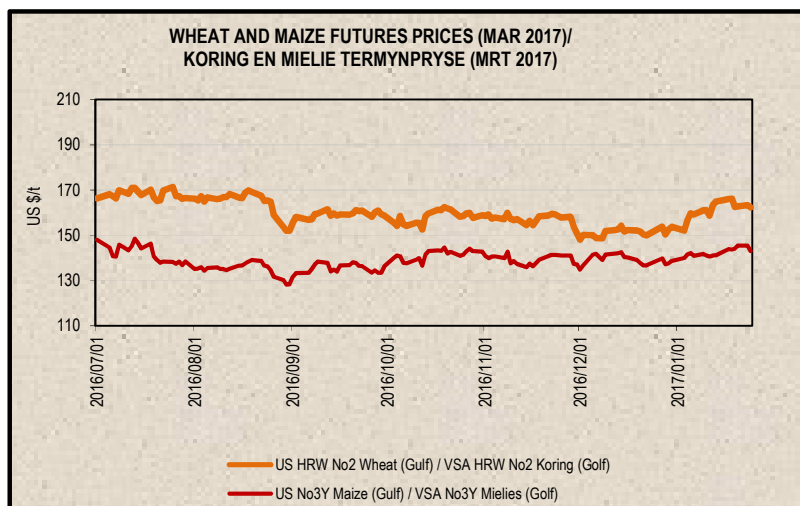
7. PRICES – INTERNATIONAL (US\$/t)

7. PRYSE - INTERNASIONAAL (VSA\$/t)

FOB (US\$/t)	Export Quotations/ Uitvoerkwotasie (b)(e)(f)				VAB (VSA\$/t)
	2017/01/24	2017/01/17	2017/01/10	2017/01/03	
US No 2 HRW Wheat (Gulf)	208.00	205.00	199.00	189.00	VSA No 2 HRW Koring (Golf)
US DNS Wheat 14% PNW	276.00	271.00	267.00	253.00	VSDNS Koring 14% PNW
Argentine Wheat (Up River)	179.00	175.00	175.00	175.00	Argentynse Koring (Up River)
EC (France) Wheat (grade 1)	192.00	192.00	190.00	185.00	EU (Frankryk) Koring (graad 1)
EC (Germany) B Quality Wheat	194.00	194.00	191.00	185.00	EU (Duitsland) B Kwaliteit Koring
Black Sea Milling Wheat	186.00	184.00	183.00	183.00	Swart See Maalkoring
US No 3Y Maize (Gulf)	170.00	170.00	165.00	164.00	VSA No3Y Mielies (Golf)
Argentine Maize (Up River)	184.00	186.00	183.00	181.00	Argentynse Mielies (Up River)
US Sorghum (Gulf)	169.00	170.00	167.00	167.00	VSA Sorghum (Golf)
Argentine Sorghum (Up River)	167.00	168.00	165.00	164.00	Argentynse Sorghum (Up River)
US Soybeans (Gulf)	407.00	414.00	391.00	385.00	VSA Sojabone (Gulf)
Argentine Soybeans (Up River)	402.00	404.00	380.00	376.00	Argentynse Sojabone (Up River)
Canadian Canola	422.00	413.00	402.00	396.00	Kanadese Canola
Argentine Groundnuts Runners 40/50	1555.00	1555.00	1549.00	1549.00	Argentynse Grondbone 40/50 Runners
US Groundnuts Runners 40/50 shelled	1565.00	1565.00	1519.00	1519.00	VSA Grondbone 40/50 Runners uitgedop
Australian Malting Barley (South. Cross Malt)	172.00	172.00	172.00	151.00	Australiese Moutgars (South. Cross Malt)



Futures prices (US\$/t) / Termynpryse (VSA\$/t) (c)(d) (2017/01/24)							
Commodity	Mar-17	May-17	Jul-17	Sep-17	Dec-17	Mar-18	Kommoditeit
US No3 Yellow maize	142.99	145.82	148.58	151.17	153.93	156.69	VSA No3 Geelmielies
US No2 HRW wheat	162.26	166.67	171.00	176.37	183.72	187.98	VSA No2 HRW koring
US Soybeans	388.90	392.42	394.48	384.78	n/a	376.70	VSA Sojabone



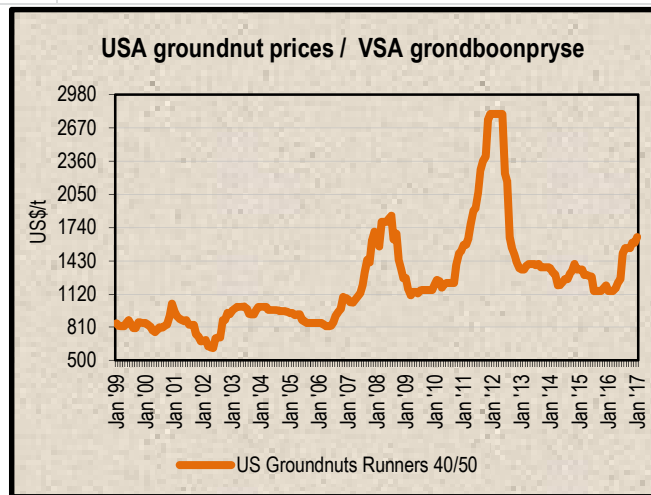
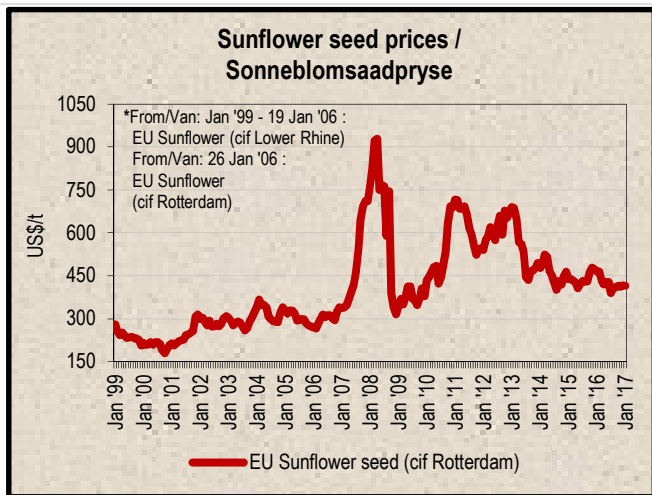
**8. LOWEST REPRESENTATIVE ASKING PRICES**  
(US\$/t)(e)(f)(Prices of previous week)

**8. LAAGSTE VERTEENWOORDIGENDE PRYSE GEVRA**  
(Pryse van vorige week)(VSA\$/t)(e)(f)

US\$/t	2017/01/19	2017/01/12	Change/ Verandering	VSA\$/t
Soybeans, Brazil, c.i.f. Rotterdam	437	417	4.8%	Sojabone, Brasilië, k.a.v. Rotterdam
Soybeans, USA, c.i.f. Rotterdam	438	415	5.5%	Sojabone, VSA, k.a.v. Rotterdam
Groundnuts, USA Runners 40/50*	1650	1650	0.0%	Grondbone, VSA Runners 40/50*
Groundnuts, Argentine Runners 40/50*	1640	1640	0.0%	Grondbone, Argentynse Runners 40/50*
Groundnut-oil, c.i.f. Rotterdam	1520	1510	0.7%	Grondboon-olie, k.a.v. Rotterdam
Sunflower seed, EU c.i.f. Amsterdam	415	415	0.0%	Sonneblomsaad, EU k.a.v. Amsterdam
Sunflower-oil, EU (fob) N.W. Europe	815	820	-0.6%	Sonneblom-olie, EU (vab) N.W. Eur.
Rapeseed, Europe, 00, c.i.f. Hamburg	450	445	1.1%	Raapsaad, Europa, 00, k.a.v. Hamburg

\* Shelled, c.i.f. Rotterdam

\* Uitgedop k a v Rotterdam



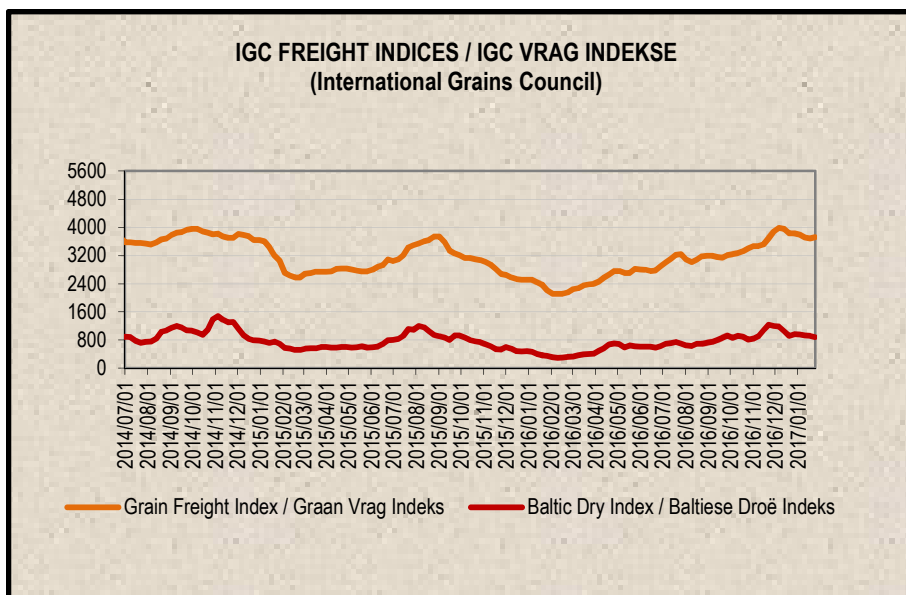
**9. IGC FREIGHT INDICES (b)**

**9. IGC VRAG INDEKSE (b)**

IGC FREIGHT INDICES / IGC VRAG INDEKSE							
	2016/12/20	2016/12/27	2017/01/03	2017/01/10	2017/01/17	2017/01/24	
Grain Freight Index*	3833	3833	3794	3716	3686	3725	Graan Vrag Indeks*
Baltic Dry Index	914	961	953	926	922	886	Baltiese Droë Indeks

\* IGC Grain Freight Index represents 15 major grain routes, including five from the United States of America, and two each from other main exporting nations (including Argentina, Black Sea, Europe and Canada); with base an average of the four weeks ending 11 May 2005 = 6000. The updated indices will be available on Thursdays on SAGIS' website.

\* IGC Graan Vrag Indeks verteenwoordig 15 hoof graanroetes, insluitende vyf vanaf die Verenigde State van Amerika, en twee elk van ander hoof uitvoermasies (insluitende Argentinië, Swart See, Europa en Kanada); met basis 'n gemiddeld van die vier weke geëindig 11 Mei 2005 = 6000. Die opgedateerde indekse sal Donderdae op SAGIS se webwerf beskikbaar.



10. IMPORT PARITY PRICES – SUMMER GRAINS (b)

10. INVOERPARITEITPRYSE - SOMERGRANE (b)

INVOERPARITEITPRYSE VAN SOMERGRANE (BTW UITGESLT)				2017/01/26			IMPORT PARITY PRICES OF SUMMER GRAINS (VAT EXCL)			
ITEM	Nota/ Note	Mielies/Maize	Mielies/Maize	Sorghum	Sorghum	Sorghum	ITEM			
		VSA/ USA Golf/Gulf (no.3Y)	Argentynse/ Argentine Up River	VSA/ USA Golf/Gulf	Argentynse/ Argentine Up River	Australiese/ Australian Brisbane				
		\$/t	\$/t	\$/t	\$/t	\$/t				
Internasionale VAB pryse	a	170.00	184.00	169.00	167.00	203.00	International FOB prices			
Vruggeld	b	30.00	20.00	30.00	20.00	14.00	Freight Rates			
Assuransie (0.3% van VAB)		0.51	0.55	0.51	0.50	0.61	Insurance (0.3% of FOB)			
1 KOSTE, ASSURANSIE EN VRAG (KAV) \$/T		200.51	204.55	199.51	187.50	217.61	1 COST, INSURANCE AND FREIGHT (CIF) \$/T			
R/\$ Wisselkoers op: 2017/01/24	<i>Omskakel na R/t</i>	13.4647	13.4647	13.4647	13.4647	13.4647	Converted to R/t			
2 KOSTE, ASSURANSIE EN VRAG (KAV) R/t		2699.81	2754.20	2686.34	2524.63	2930.05	2 COST, INSURANCE AND FREIGHT (CIF) R/t			
Finansieringskoste	c	23.30	23.77	23.18	21.79	25.29	Financing cost			
3 KOSTE, ASSURANSIE, VRAG EN FINANSIERING R/t		2723.11	2777.97	2709.52	2546.42	2955.34	3 COST, INSURANCE, FREIGHT AND FINANCING R/t			
Aflaakoste:	d, e			146.54	146.54	146.54	Discharging cost:			
- Kaapstad		122.93	122.93	n/a	n/a	n/a	- Cape Town			
- Durban		163.11	163.11	170.37	170.37	170.37	- Durban			
Invoertarif	f	0.00	0.00	68.27	67.46	82.00	Import Tariff			
4 VRY OP SPOOR (VOS) R/t							4 FREE ON RAIL (FOR) R/t			
- Kaapstad		2846.04	2900.90	n/a	n/a	n/a	- Cape Town			
- Durban		2886.22	2941.08	2924.33	2760.42	3183.88	- Durban			
Spoorvragkoste	g						Railage cost			
- Durban na Randfontein		246.10	246.10	246.10	246.10	246.10	- Durban to Randfontein			
<b>5 GELEWER:</b>							<b>5 DELIVERED:</b>			
<b>- Durban na Randfontein R/ton</b>		<b>3132.32</b>	<b>3187.18</b>	<b>3170.43</b>	<b>3006.52</b>	<b>3429.98</b>	<b>- Durban to Randfontein R/ton</b>			

Notas/Notes:

a Bron van pryse en vraggeld : IGC GMI  
Source of prices and freight rates: IGC GMI

2017/01/24

Termyn / Term	US\$/ton (VAB/FOB)	Vruggeld/Freight Rate:	US\$/ton
Feb 2017	170.00	US Golf / Gulf	30.00
Jan 2017	184.00	Argentinië / Argentina	20.00
Feb 2017	169.00	Australië/Australia	14.00
Jan 2017	167.00		
Jan 2017	203.00		

Mielies/Maize: VSA/USA (Golf/Gulf No.3Y)  
Mielies/Maize: Argentinië/Argentina (Up River)  
Sorghum: VSA/USA (Golf / Gulf Milo)  
Sorghum: Argentinië/Argentina (Up River)  
Sorghum: Australië/Australia (Brisbane)

b Vruggeld: bereken vir vragle van +/- 20 000 - 30 000t / Freight rates: calculated for freights of +/- 20 000 - 30 000t

c Finansieringskoste: 30 000t @ KAV @ primakoers vir 30 dae. Bron/Source: SARB 10.50% 2016/03/18  
Financing cost: 30 000t @ CIF @ prime rate for 30 days.

d Aflaakoste / Discharging costs (R/ton):

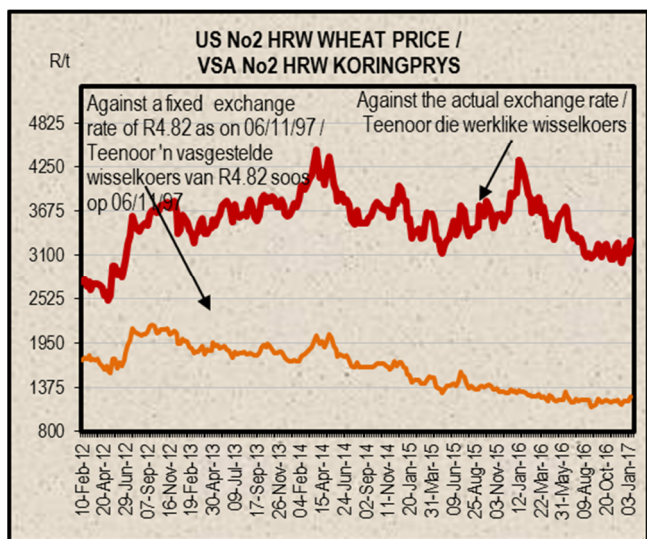
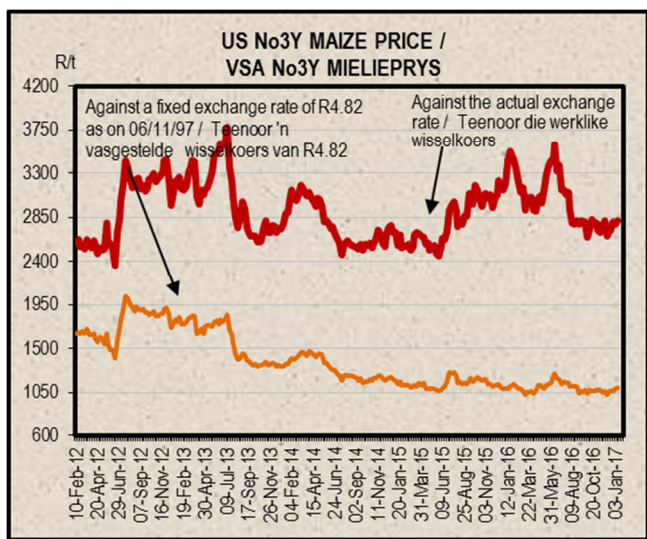
	Mielies/Maize:	Sorghum
Kaapstad / Cape Town:	122.93	n/a
Durban:	163.11	170.37

Bron / Source: Hull Blyth

e Ingesluit: Kaagelde, hantering, kaaitbesig, agente/dokumentasie, logistiek & opnames (inspeksie van skeepsvrage) / Included: Wharfage, handling, wharf supervision, agent/documentation, logistic & survey (inspection of shipload)  
Uitgesluit: Gesondheidsinspeksie-, skeepsagentskapfooi, strooktoetsingsfooi vir GMO, opbergingskoste asook BTW en invoerbelasting / Excluded: Health inspection fee, Ship agency fee, strip testing fees for GMO, storage costs as well as VAT and import duty.  
N.B: Stags 'n aanduiding, aangesien koste van opname beding kan word / N.B: Indication only, as cost of survey can be negotiated.

f Invoertarif / Import Tariff:  
Mielies/Maize = Vry / Free  
Sorghum = 3% op VAB / on FOB

g Neem asb. kennis dat 'n verandering in Spoornet se spoorvrag op 1 April 2016 plaasgevind het na R246.10.  
Please take note that there was a change in Spoornet railage cost on 1 April 2016 to R246.10.



11. IMPORT PARITY PRICES – WINTER CEREALS (b)

11. INVOERPARITEITPARYSE - WINTERGRANE (b)

INVOERPARITEITPARYSE VAN WINTERGRANE (BTW UITGESLT)			2017/01/26				IMPORT PARITY PRICES OF WINTER CEREALS (VAT EXCL)		
ITEM	Nota/ Note	Koring/Wheat	Koring/Wheat	Koring/Wheat	Koring/Wheat	Gars/Barley	Gars/Barley	ITEM	
		VSA/ USA Golf/Gulf	VSA/ USA PNW	Argentynse/ Argentine Up River	EU Duitsland/ Germany	Australiese/ Australian Fremantle	Frans/ French Rouen		
		HRW	DNS	Trigo Pan	B kwaliteit/ quality	Mout/Malting	Mout/Malting		
		\$/t	\$/t	\$/t	\$/t	\$/t	\$/t		
Internasionale VAB pryse	a	208.00	276.00	179.00	194.00	172.00	216.00 *	International FOB prices	
Vraggeld	b	30.00	30.00	20.00	23.00	15.00	24.00	Freight Rates	
Assuransie (0.3% van VAB)		0.62	0.83	0.54	0.58	0.52	0.65	Insurance (0.3% of FOB)	
1 KOSTE, ASSURANSIE EN VRAG (KAV) \$/T		238.62	306.83	199.54	217.58	187.52	240.65	1 COST, INSURANCE AND FREIGHT (CIF) \$/T	
<i>Omskakel na R/t</i>								<i>Converted to R/t</i>	
R/\$ Wisselkoers op: 2017/01/24		13.4647	13.4647	13.4647	13.4647	13.4647	13.4647	R/\$ Exchange rate on: 2017/01/24	
2 KOSTE, ASSURANSIE EN VRAG (KAV) R/t		3212.95	4131.37	2686.75	2929.65	2524.90	3240.28	2 COST, INSURANCE AND FREIGHT (CIF) R/t	
Finansieringskoste	c	27.73	35.65	23.19	25.28	21.79	27.96	Financing cost	
3 KOSTE, ASSURANSIE, VRAG EN FINANSIERING R/t		3240.68	4167.02	2709.94	2954.93	2546.69	3268.24	3 COST, INSURANCE, FREIGHT AND FINANCING R/t	
Alfaaikoste	d, e							Discharging cost	
3.1 Kaapstad (Hoofsaaklik kaaihyskraan metode)		124.02	124.02	124.02	124.02	157.11	157.11	3.1 Cape Town (Mainly shore cranes method)	
3.2 Durban (Hoofsaaklik suig-in-silo metode)		163.11	163.11	163.11	163.11	170.37	170.37	3.2 Durban (Mainly suction into silo method)	
Invoertarif op koring	f	1591.40	1591.40	1591.40	1591.40	0.00	0.00	Import T tariff on wheat	
4 VRY OP SPOOR (VOS) R/t								4 FREE ON RAIL (FOR) R/t	
4.1 Kaapstadhawe		4956.10	5882.44	4425.36	4670.35	2703.80	3425.35	4.1 Cape Town Harbour	
4.2 Durbanhawe		4995.19	5921.53	4464.45	4709.44	2717.06	3438.61	4.2 Durban Harbour	
Spoorvragkoste	g							Railage cost	
- Kaapstad na Paarl		85.60	85.60	85.60	85.60	n/a	n/a	- Cape Town to Paarl	
- Durban na Randfontein		246.10	246.10	246.10	246.10	246.10	246.10	- Durban to Randfontein	
<b>5 GELEWER:</b>								<b>5 DELIVERED:</b>	
- Kaapstad na Paarl R/ton		5041.70	5968.04	4510.96	4755.95	n/a	n/a	- Cape Town to Paarl R/ton	
- Durban na Randfontein R/ton		5241.29	6167.63	4710.55	4955.54	2963.16	3684.71	- Durban to Randfontein R/ton	

Notas/Notes: 2017/01/24

a Bron van pryse en vraggeld : IGC GMI  
Source of prices and freight rates: IGC GMI

Termyn / Term	VAB/FOB US\$/ton	Vraggeld / Freight Rate: US\$/ton	Gars/Barley = US\$ + 1
Koring/Wheat: HRW No 2 (Hard Red Winter) Golf / Gulf	Feb 2017 208.00	US (Golf / Gulf)	30.00
Koring/Wheat: DNS 14% No 2 (Dark Northern Spring) Golf / Gulf	Feb 2017 276.00	Argentinië / Argentine (Upriver)	20.00
Koring/Wheat: Argentinië / Argentine (Up River) Trigo Pan	Jan 2017 179.00	EEC (Bordeaux Hamburg)	23.00 24.00
Koring/Wheat: EU (Duitsland / Germany) B kwaliteit / quality	Jan 2017 194.00	Australië / Australia (Eastern)	14.00 15.00
Gars/Barley: Australiese moutgars/Australian malting barley (Fremantle)	Jan 2017 172.00		
Gars/Barley: Franse moutgars/French malting barley (Rouen)	Jan 2017 216.00		

b Vraggeld: bereken vir vragte van +/- 20 000 - 30 000t / Freight rates: calculated for freights of +/- 20 000 - 30 000t

c Finansieringskoste: 30 000t @ KAV @ primakoers vir 30 dae. Bron/Source: SARB 10.50% 2016/03/18  
Financing cost: 30 000t @ CIF @ prime rate for 30 days.

d Alfaaikoste / Discharging cost (R/ton):

	Koring/Wheat	Gars/Barley:
Kaapstad /		
Cape Town:	124.02	157.11
Durban:	163.11	170.37

Bron / Source: Hull Blyth

e Ingesluit: Kaagelde, hantering, kaaitoer, agente/dokumentasie, logistiek & opnames (inspeksie van skeepsvrag).  
Included: Wharfage, handling, wharf supervision, agent/documentation, logistic & survey (inspection of shipload).  
Uitgesluit: Gesondheidsinspeksie-, skeepagentskapfooi, strookbelsingsboei vir GMO, opbergingskoste asook BTW en invoerbelasting.  
Excluded: Health inspection fee, Ship agency fee, strip testing fees for GMO, storage costs as well as VAT and import duty.  
N.B: Slegs 'n aanduiding, aangesien koste van opname beding kan word / N.B: Indication only, as cost of survey can be negotiated.

f Invoertarif / Import Tariff  
Koring/Wheat = R1591.40 p/ton  
Gars/Barley = Vry/Free

g Neem asb. Kennis dat Spoornet se spoorvrag op 1 April 2016 verander het soos volg:  
Kaapstad na Paarl R85.60 en Durban na Randfontein R246.10.  
Please take note that on 1 April 2016 Spoornet railage cost changed as follows:  
Cape Town to Paarl R85.60 and Durban to Randfontein R246.10.

\* Prys laaste ontvang: 2016/09/27 / Price last received: 2016/09/27.

12. IMPORT PARITY PRICES – OIL SEEDS (b)(e)(f)

12. INVOERPARITEITPRYSE - OLIESADE (b)(e)(f)

INVOERPARITEITPRYSE VAN OLIESADE (BTW UITGESLT)		2017-01-26							IMPORT PARITY PRICES OF OIL SEEDS (VAT EXCL)	
ITEM	Nota/ Note	Sojabone/ Soybeans	Sojabone/ Soybeans	Sojabone/ Soybeans	Sonneblom/ Sunflower	Canola	Grondbone/ Groundnuts	Grondbone/ Groundnuts	ITEM	
		VSA/ USA Golf/Gulf	Argentynse/ Argentine Up River	Brazilië/ Brazil Paranagua	EU Franse/ French Bordeaux	Kanadese/ Canadian Vancouver	Argentynse/ Argentine Raw Runners 40/50	VSA/ USA Raw Runners 40/50		
		\$/t	\$/t	\$/t	\$/t	\$/t	\$/t	\$/t		
Internasionale VAB pryse	a	407.00	402.00	411.00	425.00	422.00	1555.00 *	1565.00 *	International FOB prices	
Vraggeld	b	30.00	20.00	20.00	23.00	25.00	85.00	30.00	Freight Rates	
Assuransie (0.3% van VAB)		1.22	1.21	1.23	1.28	1.27	4.67	4.70	Insurance (0.3% of FOB)	
1 KOSTE, ASSURANSIE EN VRAG (KAV) \$/T Omskakel na R/t R/\$ Wisselkoers op: 2017/01/24		438.22	423.21	432.23	449.28	448.27	1644.67	1599.70	1 COST, INSURANCE AND FREIGHT (CIF) \$/T Converted to R/t R/\$ Exchange rate on: 2017/01/24	
2 KOSTE, ASSURANSIE EN VRAG (KAV) R/t		13.4647 R/t	13.4647 R/t	13.4647 R/t	13.4647 R/t	13.4647 R/t	13.4647 R/t	13.4647 R/t	2 COST, INSURANCE AND FREIGHT (CIF) R/t	
3 KOSTE, ASSURANSIE, VRAG EN FINANSIERING R/t	c	5900.50	5698.40	5819.85	6049.42	6035.82	22144.99	21539.48	3 COST, INSURANCE, FREIGHT AND FINANCING R/t	
Finansieringskoste		50.92	49.18	50.23	52.21	52.09	191.11	185.89	Financing cost	
4 VRY OP SPOOR (VOS) R/t Durban	d, e	5951.42	5747.58	5870.08	6101.63	6087.91	22336.10	21725.37	4 FREE ON RAIL (FOR) R/t Durban	
Aflaakoste: Durban	f	170.37	170.37	170.37	268.74	170.37	579.41	579.41	Discharging cost: Durban	
Invoertarif		438.41	433.02	442.72	0.00	568.21	2093.76	2107.23	Import Tariff:	
5 GELEWER: - Durban na Randfontein R/ton	g	6560.20	6350.97	6483.17	6370.37	6826.49	25009.27	24412.01	5 DELIVERED: - Durban to Randfontein R/ton	
Spoorvragkoste - Durban na Randfontein		246.10	246.10	246.10	246.10	246.10	-	-	Railage cost - Durban to Randfontein	
<b>6806.30</b>		<b>6597.07</b>	<b>6729.27</b>	<b>6616.47</b>	<b>7072.59</b>	<b>7072.59</b>	<b>-</b>	<b>-</b>		

Notas/Notes:

a Bron van pryse en vraggeld / Source of prices and freight rates : IGC (GMI), Geogalos Peanut World & Oilworld  
2017/01/24

Termyn / Term	US\$/ton (VAB/FOB)	Vraggeld/Freight Rate:	US\$/ton	
Sojabone/Soybeans: VSA/USA (Golf/Gulf)	Feb 2017	407.00	US Golf / Gulf	30.00
Sojabone/Soybeans: Argentinië/Argentina (Up River)	Jan 2017	402.00	Argentinië / Argentina	20.00
Sojabone/Soybeans: Brazilië/Brazil (Paranagua)	Feb 2017	411.00	EEC (Bordeaux/Hamburg)	23.00
Sonneblom/Sunflower: EU Frankryk/France (Bordeaux)	Mr/Mar 2017	425.00	Kanada/Canada (North Pacific)	25.00
Canola: Kanada/Canada (Vancouver)	Jan 2017	422.00	Grondbone/Groundnuts (ARG)	85.00
Grondbone/Groundnuts: Argentinië/Argentina (Raw Runner 40/50)	Jun 2017	1555.00		
Grondbone/Groundnuts: VSA/USA (Runners 40/50)	Feb 2017	1565.00		

b Vraggeld: bereken vir vragte van +/- 20 000 - 30 000t / Freight rates: calculated for freights of +/- 20 000 - 30 000t

c Finansieringskoste: 30 000t @ KAV @ primakoers vir 30 dae. Bron/Source: SARB 10.50% 2016/03/18

Financing cost: 30 000t @ CIF @ prime rate for 30 days.

d Aflaakoste / Discharging costs (R/ton):

	Sojabone/ Soybeans	Sonneblom/ Sunflower	Canola	Grondbone/ Groundnuts
Bron / Source: Hull Blyth				
Durban:	170.37	268.74	170.37	579.41

e Aflaakoste / Discharging fees:

Ingesluit Kaaigelde, hantering, kaaibesig, agente/dokumentasie, logistiek & opnames (inspeksie van skeepsvrag) /

Included: Wharfage, handling, wharf supervision, agent/documentation, logistic & survey (inspection of shipload).

Uitgesluit Gesondheidsinspeksie-, skeepagentskapfooi, strooktoetsingsfooi vir GMO, opbergingskoste asook BTW en invoerbelasting /

Excluded: Health inspection fee, Ship agency fee, strip testing fees for GMO, storage costs as well as VAT and import duty.

N.B: Slegs 'n aanduiding, aangesien koste van opname beding kan word / N.B: Indication only, as cost of survey can be negotiated.

f Invoertarif / Import Tariff:

Sojabone/Soybeans = 8% op VAB / on FOB

Sonneblom/Sunflower = Vry / Free

Canola = 10% op VAB / on FOB

Grondbone/Groundnuts = 10% op VAB / on FOB

g Neem asb. Kennis dat Spoornet se spoorvrag op 1 April 2016 verander het na R246.10.

Please take note that on 1 April 2016 Spoornet railage cost changed to R246.10.

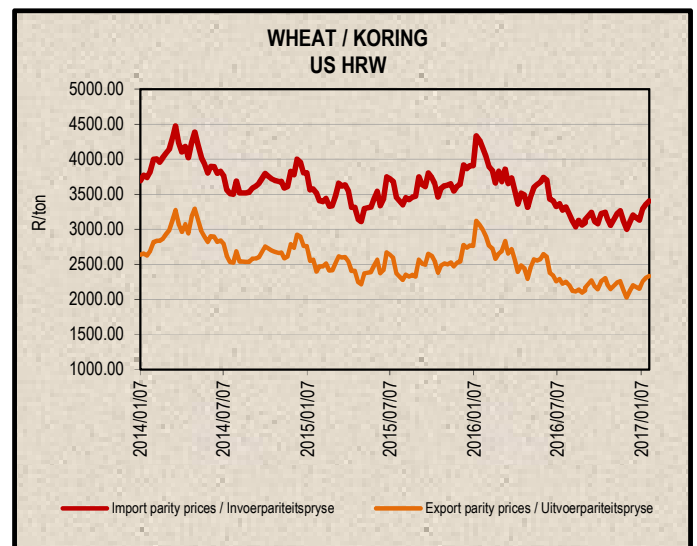
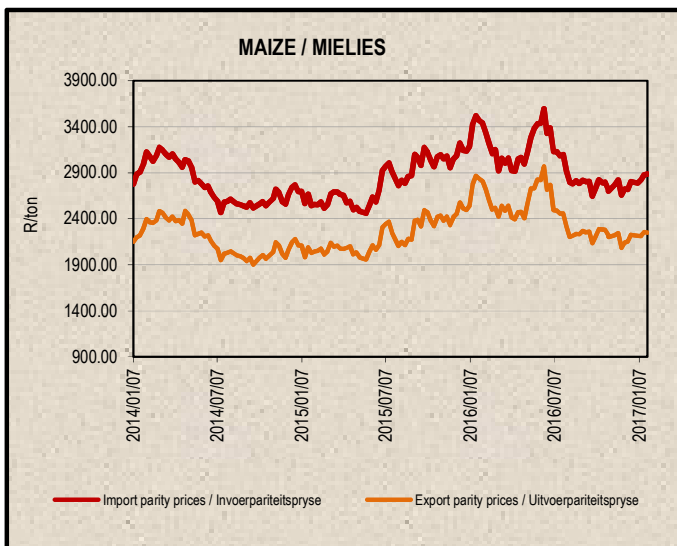
\* Kwotasies is k.a.v. pryse. VAB pryse dus berekende pryse (kav minus vraggeld) / Quotes are c.i.f. prices. FOB prices are therefore calculated prices (cif minus freight rates).



13. EXPORT PARITY PRICES (b)

13. UITVOERPARITEITPRYSE (b)

INDICATIVE EXPORT PARITY PRICES		2017/01/26			AANDUIDENDE UITVOERPARITEITSPRYSE	
This is <b>only an example</b> of how an export parity price can be calculated - it can vary according to need	US No3Y Maize/ Mielies Gulf/Golf (b)  Feb 2017	US HRW Wheat/Koring Gulf/Golf (b)  Feb 2017	US DNS 14% Wheat/Koring PNW (b)  Feb 2017	Argentine Raw Runner 40/50 Groundnuts/ Grondbone (f) Jun 17	Hierdie is <b>slegs 'n voorbeeld</b> van hoe 'n uitvoerpariteitsprys bereken kan word - dit kan varieer volgens behoefte	
FOB Gulf value (\$/t)	170.00	208.00	276.00	1555.00	VAB Golfwaarde (\$/t)	
Difference in quality and locality of SA <sup>1</sup> Maize: Plus US\$10 (\$/t) Groundnuts: Less 3,5% of fob value	\$10.00			96,5%	Kwaliteits- en liggingsverskil van SA <sup>1</sup> Mielies: Plus VSA\$10 (\$/t) Grondbone: Min 3,5% van vab waarde	
SA fob price (\$/t)	180.00	208.00	276.00	1500.58	SA vab prys (\$/t)	
Exchange rate (1\$=): (2017/01/24)	13.4647	13.4647	13.4647	13.4647	Wisselkoers (1\$=): (2017/01/24)	
FOB Gulf value (R/t)	2423.65	2800.66	3716.26	20204.86	VAB Golfwaarde (R/t)	
<b>Marketing costs:</b>					<b>Bemerkings koste:</b>	
Financing (Prime rate 10.50% - 30 days) (R/t)	20.92	24.17	32.07	174.37	Finansieringskoste (Primakoers 10.50% - 30 dae) (R/t)	
Railage: <sup>2</sup> Randfontein – Durban harbour	246.10	246.10	246.10	-	Spoorvrag: <sup>2</sup> Randfontein – Durbanhawe	
Loading costs: (R/t) <sup>3</sup> Durban Harbour (Mainly spout method)	151.88	163.20	163.20	467.13	Oplaaikoste: (R/t) <sup>3</sup> Durbanhawe (Hoofsaaklik tregter metode)	
<b>EXPORT REALISATION (R/t):</b>					<b>UITVOER REALISASIE (R/t):</b>	
<b>Randfontein</b>	<b>2004.75</b>	<b>2367.19</b>	<b>3274.89</b>	<b>19563.36</b>	<b>Randfontein</b>	
<i>Difference in quality and locality of SA (As requested by the industry)</i>			1	<i>Kwaliteits- en liggingsverskil van SA (Soos deur die bedryf versoek)</i>		
<i>As from 14 June 2012, the discount/rebate will no longer be used to calculate the export parity price on US HRW and a new calculation will be added for US DNS, also without the discount/rebate.</i>				<i>Vanaf 14 Junie 2012 sal die diskonto/premie nie meer gebruik word by die berekening van die uitvoerpariteitprys van US HRW nie en 'n nuwe berekening word nou vir US DNS gedoen, ook sonder diskonto/premie.</i>		
<i>Railage costs: Please take note that on 1 April 2016 Spoornet railage cost changed to R246.10.</i>			2	<i>Spoorvrag koste: Neem asb. Kennis dat Spoornet se spoorvrag op 1 April 2016 verander het na R246.10.</i>		
<i>Loading costs, received from Hull Blyth: Included: Cargo dues, handling, wharf supervision, agency/documentation, logistics &amp; surveys (inspection of cargo). Excluded: Ship agent fees, health &amp; PPECB inspections, storage facility &amp; transport costs to storage facility, VAT &amp; duties.</i>			3	<i>Oplaaikoste, ontvang van Hull Blyth: Ingesluit: Kaaigelde, hantering, kaaitoesig, agente/dokumentasie, logistiek &amp; opnames (inspeksie van skeepsvrag) Uitgesluit: Skeepsagentskaps-, inspeksie-, opbergings- en vervoerkoste na opbergingsfasiliteit, BTW &amp; invoerbelasting.</i>		



#### 14. WEATHER

For local weather, please follow the link below:  
[www.weathersa.co.za](http://www.weathersa.co.za)

#### 14. WEER

Vir plaaslike weer, volg asseblief die onderstaande skakel:  
[www.weathersa.co.za](http://www.weathersa.co.za)

#### **Sources /Bronne:**

(a) = Safex; (b) = International Grains Council; (c) = CBOT; (d) = KCBT;  
(e) = Oil World; (f) = Georgalos Peanut World.

\* Formula according to ITAC (International Trade Administration Commission of South Africa)/  
Formule volgens ITAC (International Trade Administration Commission of South Africa)

SAGIS

Nico Hawkins

General Manager / Hoofbestuurder

**Indemnity/Vrywaring:** Although everything has been done to ensure the accuracy of the information, neither SAGIS nor any of its directors or employees takes any responsibility for actions or losses that might occur as a result of the usage of this information. / Alhoewel alles gedoen is om te verseker dat die inligting korrek is, aanvaar nie SAGIS of enige van sy direkteure of werknemers verantwoordelikheid vir enige aksies of verliese as gevolg van die inligting wat gebruik is nie.