

SAGIS WEEKLY BULLETIN / SAGIS WEEKLIKSE BULLETIN

1. Producer Deliveries (ton):			1. Produsentelewerings (ton):	
Commodity	Latest week/ Jongste week: 4 - 10 Feb 2017	Total: current marketing year/ Totaal: huidige bemarkingsjaar	Total: same period previous marketing year/ Totaal: selfde periode vorige bemarkingsjaar	Kommoditeit
White maize	18 520	2 961 502	4 415 861	Witmielies
Yellow maize	9 028	3 566 946	4 472 233	Geelmielies
Total: maize	27 548	6 528 448	8 888 094	Totaal: mielies
Wheat	11 836	1 763 703	1 320 429	Koring

2. Imports (ton):			2. Invoere (ton):	
2.1 Imports for RSA			2.1 Invoere vir RSA	
Commodity	Latest week/ Jongste week: 4 - 10 Feb 2017	Total: current marketing year/ Totaal: huidige bemarkingsjaar	Total: same period previous marketing year/ Totaal: selfde periode vorige bemarkingsjaar	Kommoditeit
White maize	3 590	671 969	71 526	Witmielies
Yellow maize	11 335	1 292 074	880 163	Geelmielies
Maize Total	14 925	1 964 043	951 689	Mielies Totaal
Wheat	15 783	203 515	786 661	Koring
Origin of imports / Oorsprong van invoere				
White maize/Witmielies		Yellow maize/Geelmielies		Wheat/Koring
Mexico		Argentina		Argentina
USA		Brazil		Canada
		Romania		Czech Republic
		Ukraine		Germany
				Poland
				Russia
				USA
2.2 Imports for other countries				
White maize	0	198 369	0	Witmielies
Yellow maize	0	2 366	258	Geelmielies
Maize Total	0	200 735	258	Mielies Totaal
Wheat	9 000	83 023	99 805	Koring
Origin of imports / Oorsprong van invoere				
White maize/Witmielies		Yellow maize/Geelmielies		Wheat/Koring
Mexico		Argentina		Argentina
USA				Canada
				Poland
				Russia
				USA

3. Exports (ton):

3.1 RSA Exports

Commodity	Latest week/ Jongste week: 4 - 10 Feb 2017	Total: current marketing year/ Totaal: huidige bemarkingsjaar	Total: same period previous marketing year/ Totaal: selfde periode vorige bemarkingsjaar	Kommoditeit
White maize	11 286	391 255	343 349	Witmielies
Yellow maize	5 400	248 950	174 104	Geelmielies
Maize Total	16 686	640 205	517 453	Mielies Totaal
Wheat	3 962	31 846	24 341	Koring

Destination of exports / Bestemming van uitvoere

White maize/Witmielies	Yellow maize/Geelmielies	Wheat/Koring
Botswana	Botswana	Botswana
Lesotho	Korea	Lesotho
Malawi	Lesotho	Mozambique
Mozambique	Mozambique	Namibia
Namibia	Namibia	Swaziland
Swaziland	Swaziland	Zimbabwe
Zimbabwe	Zambia	
	Zimbabwe	

3.2 Imports for Exports

Commodity	Latest week/ Jongste week: 4 - 10 Feb 2017	Total: current marketing year/ Totaal: huidige bemarkingsjaar	Total: same period previous marketing year/ Totaal: selfde periode vorige bemarkingsjaar	Kommoditeit
White maize	4 289	156 426	0	Witmielies
Yellow maize	0	6 135	258	Geelmielies
Maize Total	4 289	162 561	258	Mielies Totaal
Wheat	4 715	83 932	96 912	Koring

Destination of exports / Bestemming van uitvoere

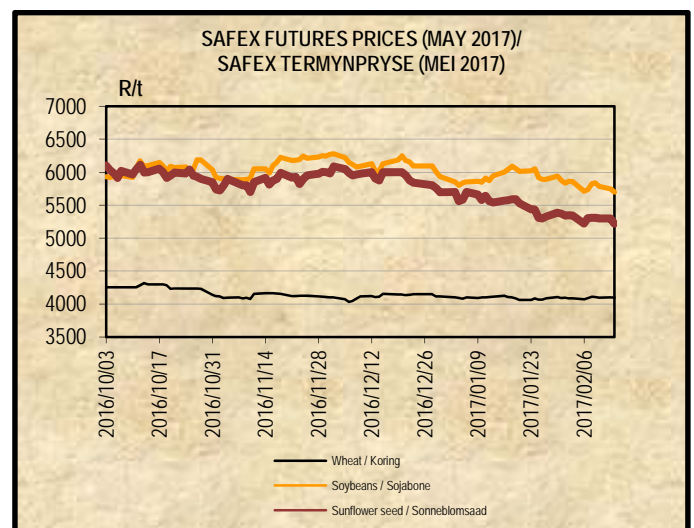
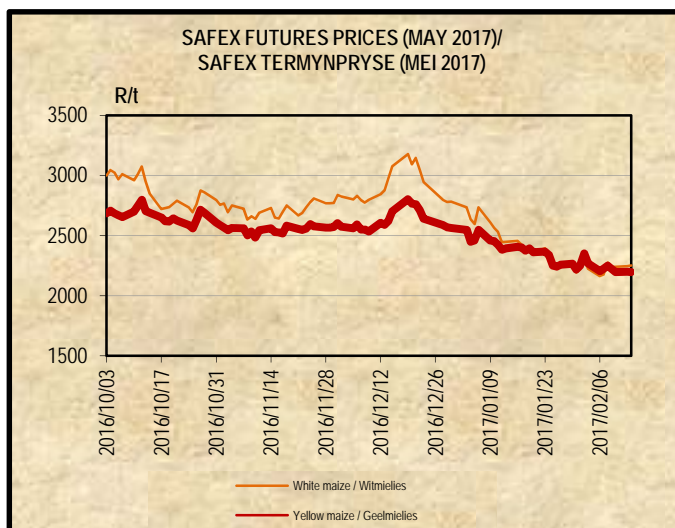
White maize/Witmielies	Yellow maize/Geelmielies	Wheat/Koring
Lesotho	Angola	Botswana
Mozambique	Namibia	Lesotho
Swaziland	Swaziland	Swaziland
Zimbabwe	Zimbabwe	Zambia
		Zimbabwe

3.2 Invoere vir Uitvoere

4. DOMESTIC PRICES PER SAFEX (R/t)(a)

4. PLAASLIKE PRYSE VOLGENS SAFEX (R/t)(a)

Commodity	Future Prices / Termynpryse (2017/02/14) R/ton					Kommoditeit
	Feb-17	Mar-17	May-17	Jul-17	Sep-17	
White maize	2800.00	2767.00	2252.00	2184.00	2237.00	Witmielies
Yellow maize	2856.00	2808.00	2196.00	2100.00	2151.00	Geelmielies
Wheat	4004.00	4018.00	4097.00	4155.00	4112.00	Koring
Sunflower	5100.00	5135.00	5220.00	5310.00	5460.00	Sonneblom
Soybeans	6400.00	6200.00	5700.00	5800.00	5910.00	Sojabone
Sorghum	N/A	3480.00	3100.00	3168.00	3228.00	Sorghum



5. IMPORT TARIFF ON MAIZE (b)*

5. INVOERTARIEF OP MIELIES (b)*

Derived US No2Y Yellow Maize fob (Gulf) (b)	2017-02-08	2017-02-09	2017-02-10	2017-02-13	2017-02-14	Afgeleide VSA No2Y Geelmielies vab (Golf) (b)
RSA Initial Reference Price	\$110.00					RSA Oorspronklike Verwysingsprys
Base price (\$/t)	117.65	117.65	117.65	117.65	117.65	Basisprys (\$/t)
Daily price (\$/t) (IGC)	172.60	171.60	173.60	174.60	173.60	Daaglikse prys (\$/t) (IGC)
Average of 21 days (\$/t)	170.98	171.22	171.50	171.84	172.12	Gemiddeld van 21 dae (\$/t)
Deviation from base price (\$/t)	-53.33	-53.57	-53.85	-54.19	-54.47	Afwyking van basisprys (\$/t)
Duty on maize (\$/t)	-60.98	-61.22	-61.50	-61.84	-62.12	Reg op mielies (\$/t)
Duty on maize (R/t)	-822.53	-824.98	-828.08	-831.95	-834.61	Reg op mielies (R/t)
R/\$ Exchange rate (average of 21 days)	13.4885	13.4757	13.4646	13.4532	13.4354	R/\$ Wisselkoers (gemiddeld van 21 dae)
Tariff Gazetted 2006/12/08	R0.00/t					Tarief gepubliseer 2006/12/08

6. IMPORT TARIFF ON WHEAT (b)*

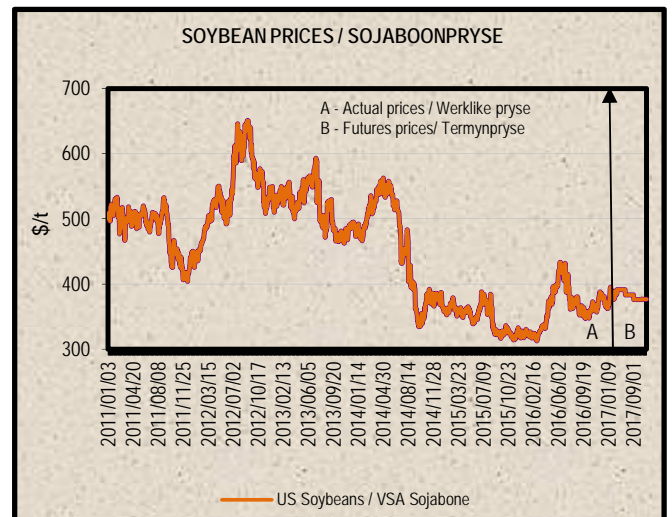
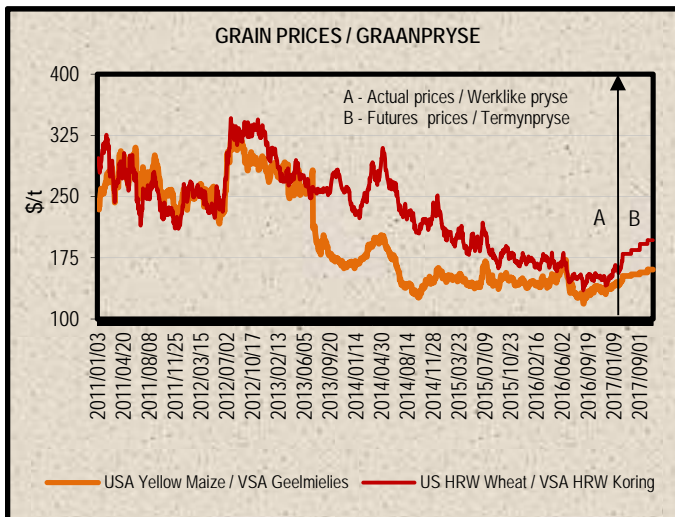
6. INVOERTARIEF OP KORING (b)*

US No2 HRW fob (Gulf)	2017/01/17	2017/01/24	2017/01/31	2017/02/07	2017/02/14	VSA No2 HRW vab (Golf)
RSA Initial Reference Price	\$294.00					RSA Oorspronklike Verwysingsprys
Base price (\$/t)	193.33	193.33	193.33	193.33	205.33	Basis prys (\$/t)
Weekly price (\$/t) (IGC)	205.00	208.00	208.00	206.00	217.00	Weeklikse prys (\$/t) (IGC)
3 Weeks moving average (\$/t)	197.67	204.00	205.00	205.33	208.33	3 Weke skuiwende gemiddeld (\$/t)
Number of weeks that the deviation is more than \$10		1	2	3		Aantal weke wat die afwyking meer as \$10 is
Deviation from base price (\$/t)	-4.34	-10.67	-11.67	-12.00	-3.00	Afwyking van basisprys (\$/t)
Calculated Duty on wheat (\$/t)	96.33	90.00	89.00	88.67	85.67	Berekende Reg op koring (\$/t)
Calculated Duty on wheat (R/t)	1299.99	1211.82	1203.45	1190.19	1133.43	Berekende Reg op koring (R/t)
R/\$ Exchange rate	13.4952	13.4647	13.5219	13.4227	13.2302	R/\$ Wisselkoers
Tariff Gazetted 2016/08/22 (R/t)	R 1 591.40					Tarief gepubliseer 2016/08/22 (R/t)

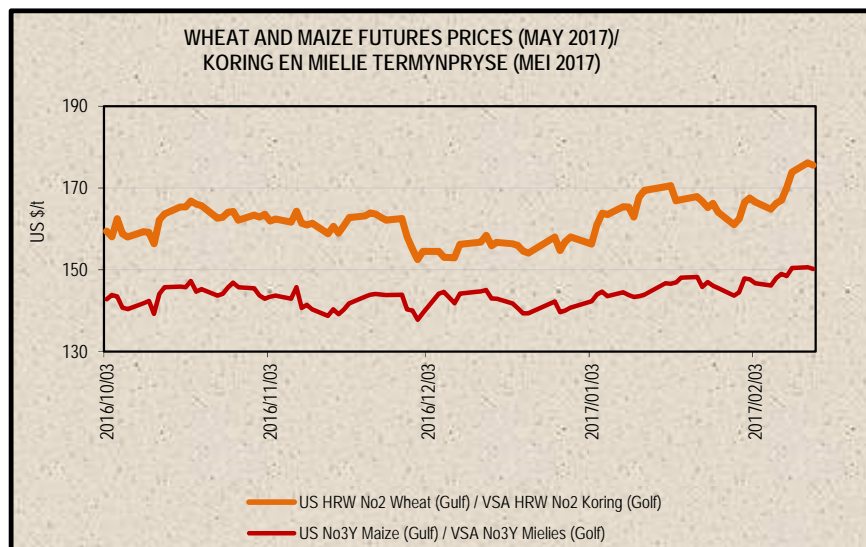
7. PRICES - INTERNATIONAL (US\$/t)

7. PRYSE - INTERNASIONAAL (VSA\$/t)

FOB (US\$/t)	Export Quotations/ Uitvoerkwotasie (b)(e)(f)				VAB (VSA\$/t)
	2017/02/14	2017/02/07	2017/01/31	2017/01/24	
US No 2 HRW Wheat (Gulf)	217.00	206.00	202.00	208.00	VSA No 2 HRW Koring (Golf)
US DNS Wheat 14% PNW	291.00	287.00	284.00	276.00	VSA DNS Koring 14% PNW
Argentine Wheat (Up River)	184.00	185.00	182.00	179.00	Argentynse Koring (Up River)
EC (France) Wheat (grade 1)	192.00	191.00	190.00	192.00	EU (Frankryk) Koring (graad 1)
EC (Germany) B Quality Wheat	192.00	192.00	192.00	194.00	EU (Duitsland) B Kwaliteit Koring
Black Sea Milling Wheat	191.00	188.00	187.00	186.00	Swart See Maalkoring
US No 3Y Maize (Gulf)	172.00	170.00	169.00	170.00	VSA No3Y Mielies (Golf)
Argentine Maize (Up River)	185.00	182.00	183.00	184.00	Argentynse Mielies (Up River)
US Sorghum (Gulf)	167.00	167.00	165.00	169.00	VSA Sorghum (Golf)
Argentine Sorghum (Up River)	167.00	168.00	165.00	167.00	Argentynse Sorghum (Up River)
US Soybeans (Gulf)	406.00	402.00	393.00	407.00	VSA Sojabone (Gulf)
Argentine Soybeans (Up River)	398.00	400.00	392.00	402.00	Argentynse Sojabone (Up River)
Canadian Canola	425.00	422.00	416.00	422.00	Kanadese Canola
Argentine Groundnuts Runners 40/50	1565.00	1555.00	1555.00	1555.00	Argentynse Grondbone 40/50 Runners
US Groundnuts Runners 40/50 shelled	1565.00	1565.00	1565.00	1565.00	VSA Grondbone 40/50 Runners uitgedop
Australian Malting Barley (South. Cross Malt)	181.00	181.00	181.00	172.00	Australiese Moutgars (South. Cross Malt)



Futures prices (US\$/t) / Termynpryse (VSA\$/t) (c)(d) (2017/02/14)							
Commodity	Mar-17	May-17	Jul-17	Sep-17	Dec-17	Mar-18	Kommoditeit
US No3 Yellow maize	147.32	150.23	152.91	154.95	157.24	160.62	VSA No3 Geelmielies
US No2 HRW wheat	170.93	175.63	179.75	184.60	192.02	196.65	VSA No2 HRW koring
US Soybeans	383.97	388.01	391.17	383.09	n/a	376.33	VSA Sojabone



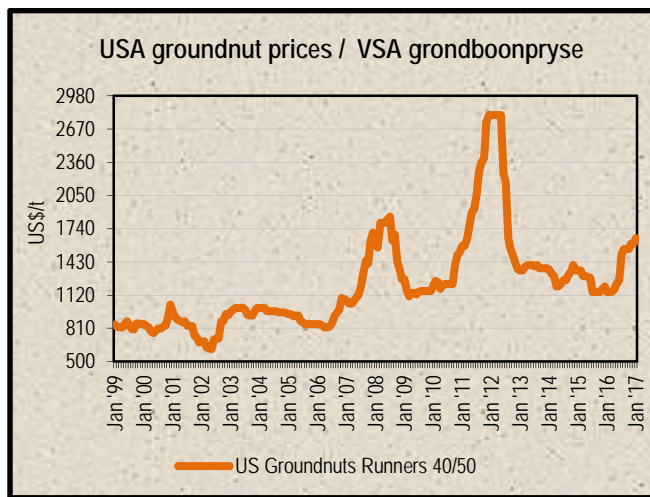
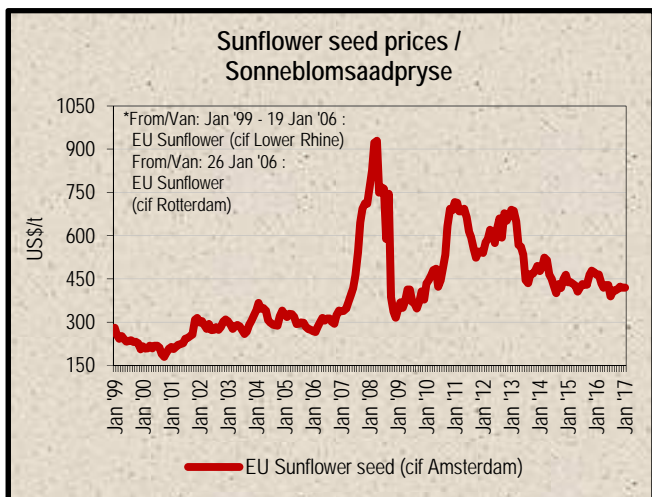
8. LOWEST REPRESENTATIVE ASKING PRICES
(US\$/t)(e)(f)(Prices of previous week)

8. LAAGSTE VERTEENWOORDIGENDE PRYSE GEVRA
(Pryse van vorige week)(VSA\$/t)(e)(f)

US\$/t	2017/02/09	2017/02/02	Change/ Verandering	VSA\$/t
Soybeans, Brazil, c.i.f. Rotterdam	432	422	2.4%	Sojabone, Brasilië, k.a.v. Rotterdam
Soybeans, USA, c.i.f. Rotterdam	435	428	1.6%	Sojabone, VSA, k.a.v. Rotterdam
Groundnuts, USA Runners 40/50*	1650	1650	0.0%	Grondbone, VSA Runners 40/50*
Groundnuts, Argentine Runners 40/50*	1650	1640	0.6%	Grondbone, Argentynse Runners 40/50*
Groundnut-oil, c.i.f. Rotterdam	1540	1540	0.0%	Grondboon-olie, k.a.v. Rotterdam
Sunflower seed, EU c.i.f. Amsterdam	415	415	0.0%	Sonneblomsaad, EU k.a.v. Amsterdam
Sunflower-oil, EU (fob) N.W. Europe	818	818	0.0%	Sonneblom-olie, EU (vab) N.W. Eur.
Rapeseed, Europe, 00, c.i.f. Hamburg	453	452	0.2%	Raapsaad, Europa, 00, k.a.v. Hamburg

* Shelled, c.i.f. Rotterdam

* Uitgedop k a v Rotterdam



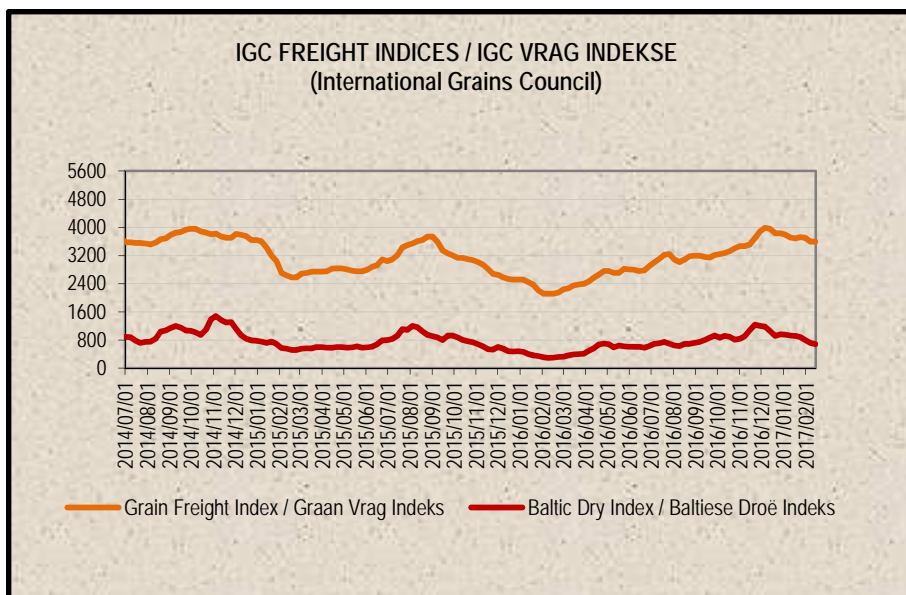
9. IGC FREIGHT INDICES (b)

9. IGC VRAG INDEKSE (b)

IGC FREIGHT INDICES / IGC VRAG INDEKSE							
	2017/01/10	2017/01/17	2017/01/24	2017/01/31	2017/02/07	2017/02/14	
Grain Freight Index*	3716	3686	3725	3706	3599	3599	Graan Vrag Indeks*
Baltic Dry Index	926	922	886	800	714	685	Baltiese Droë Indeks

* IGC Grain Freight Index represents 15 major grain routes, including five from the United States of America, and two each from other main exporting nations (including Argentina, Black Sea, Europe and Canada); with base an average of the four weeks ending 11 May 2005 = 6000. The updated indices will be available on Thursdays on SAGIS' website.

* IGC Graan Vrag Indeks verteenwoordig 15 hoofgraanroetes, insluitende vyf vanaf die Verenigde State van Amerika, en twee elk van ander hoof uitvoernasies (insluitende Argentinië, Swart See, Europa en Kanada); met basis 'n gemiddeld van die vier weke geëindig 11 Mei 2005 = 6000. Die opgedateerde indekse sal Donderdae op SAGIS se webwerf beskikbaar.



10. IMPORT PARITY PRICES – SUMMER GRAINS (b)

10. INVOERPARITEITPRYSE - SOMERGRANE (b)

INVOERPARITEITPRYSE VAN SOMERGRANE (BTW UITGESLT)			2017/02/16			IMPORT PARITY PRICES OF SUMMER GRAINS (VAT EXCL)		
ITEM	Nota/ Note	Mielies/Maize	Mielies/Maize	Sorghum	Sorghum	Sorghum	ITEM	
		VSA/ USA Golf/Gulf (no.3Y)	Argentynse/ Argentine Up River	VSA/ USA Golf/Gulf	Argentynse/ Argentine Up River	Australiese/ Australian Brisbane		
		\$/t	\$/t	\$/t	\$/t	\$/t		
Internasionale VAB pryse	a	172.00	185.00	167.00	167.00	233.00	International FOB prices	
Vraggeld	b	26.00	19.00	26.00	19.00	11.00	Freight Rates	
Assuransie (0.3% van VAB)		0.52	0.56	0.50	0.50	0.70	Insurance (0.3% of FOB)	
1 KOSTE, ASSURANSIE EN VRAG (KAV) \$/T		198.52	204.56	193.50	186.50	244.70	1 COST, INSURANCE AND FREIGHT (CIF) \$/T	
<i>Omskakel na R/t</i>							<i>Converted to R/t</i>	
R/\$ Wisselkoers op: 2017/02/14		13.2302	13.2302	13.2302	13.2302	13.2302	R/\$ Exchange rate on: 2017/02/14	
2 KOSTE, ASSURANSIE EN VRAG (KAV) R/t		2626.46	2706.37	2560.04	2467.43	3237.43	2 COST, INSURANCE AND FREIGHT (CIF) R/t	
Finansieringskoste	c	22.67	23.36	22.09	21.29	27.94	Financing cost	
3 KOSTE, ASSURANSIE, VRAG EN FINANSIERING R/t		2649.13	2729.73	2582.13	2488.72	3265.37	3 COST, INSURANCE, FREIGHT AND FINANCING R/t	
Allaakoste:	d, e			146.54	146.54	146.54	Discharging cost:	
- Kaapstad		122.93	122.93	n/a	n/a	n/a	- Cape Town	
- Durban		163.11	163.11	170.37	170.37	170.37	- Durban	
Invoertarif	f	0.00	0.00	66.28	66.28	92.48	Import Tariff	
4 VRY OP SPOOR (VOS) R/t							4 FREE ON RAIL (FOR) R/t	
- Kaapstad		2772.06	2852.66	n/a	n/a	n/a	- Cape Town	
- Durban		2812.24	2892.84	2794.95	2701.54	3504.39	- Durban	
Spoorvragkoste	g						Railage cost	
- Durban na Randfontein		246.10	246.10	246.10	246.10	246.10	- Durban to Randfontein	
5 GELEWER: - Durban na Randfontein R/ton		3058.34	3138.94	3041.05	2947.64	3750.49	5 DELIVERED: - Durban to Randfontein R/ton	

Notas/Notes:

a Bron van pryse en vraggeld : IGC GMI
Source of prices and freight rates: IGC GMI

2017/02/14

Termyn / Term	US\$/ton (VAB/FOB)	Vraggeld/Freight Rate:	US\$/ton
Mielies/Maize: VSA/USA (Golf/Gulf No.3Y)	Feb 2017 172.00	US Golf / Gulf	26.00
Mielies/Maize: Argentinië/Argentina (Up River)	Feb 2017 185.00	Argentinië / Argentina	19.00
Sorghum: VSA/USA (Golf / Gulf/Milo)	Feb 2017 167.00	Australië/Australia	11.00
Sorghum: Argentinië/Argentina (Up River)	Feb 2017 167.00		
Sorghum: Australië/Australia (Brisbane)	Mri/Mar 2017 233.00		

b Vraggeld: bereken vir vrage van +/- 20 000 - 30 000t / Freight rates: calculated for freights of +/- 20 000 - 30 000t.

c Finansieringskoste: 30 000t @ KAV @ primakoers vir 30 dae. Bron/Source: SARB 10.50% 2016/03/18
Financing cost: 30 000t @ CIF @ prime rate for 30 days.

d Allaakoste / Discharging costs (R/ton):

	Mielies/Maize:	Sorghum
Kaapstad / Cape Town:	122.93	n/a
Durban:	163.11	170.37

e Ingesluit: Kaai gelde, hantering, kaailoesig, agente/dokumentasie, logistiek & opnames (inspeksie van skeepsvrag) /
Included: Wharfage, handling, wharf supervision, agent/documentation, logistic & survey (inspection of shipload).

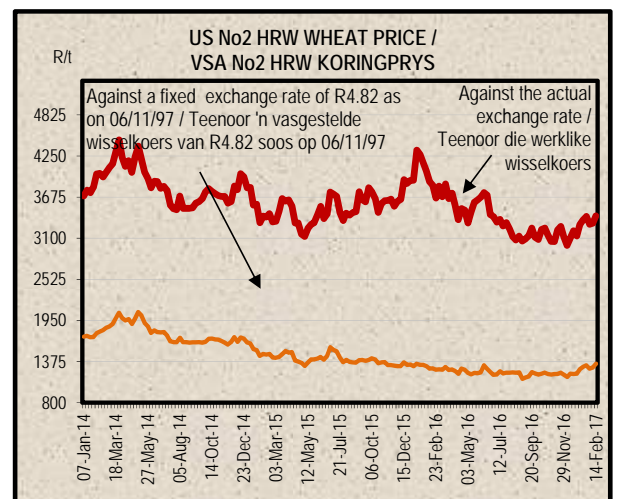
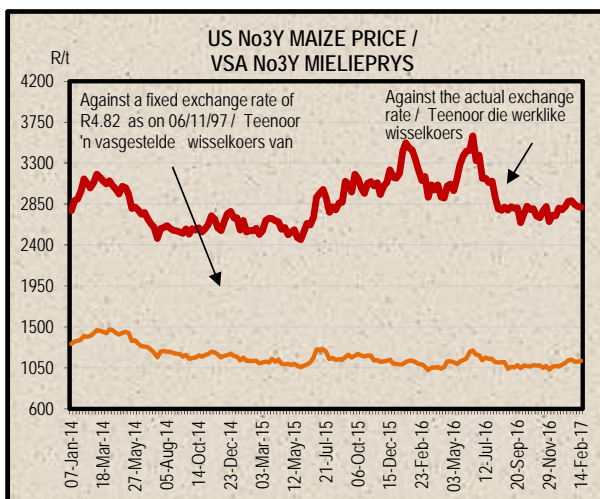
Uitgesluit: Gesondheidsinspeksie-, skeepagentskapfooi, strookbelsingsfooi vir GMO, obergingskoste asook BTW en invoerbelasting /
Excluded: Health inspection fee, ship agency fee, strip lashing fees for GMO, storage costs as well as VAT and import duty.

N.B: Slegs 'n aanduiding, aangesien koste van opname beding kan word / N.B: Indication only, as cost of survey can be negotiated.

f Invoertarif / Import Tariff:

Mielies/Maize = Vry / Free
Sorghum = 3% op VAB / on FOB

g Neem asb. kennis dat 'n verandering in Spoorwet se spoorvrag op 1 April 2016 plaasgevind het na R246.10.
Please take note that there was a change in Spoorwet railage cost on 1 April 2016 to R246.10.



11. IMPORT PARITY PRICES – WINTER CEREALS (b)

11. INVOERPARITEITPARYSE - WINTERGRANE (b)

INVOERPARITEITPARYSE VAN WINTERGRANE (BTW UITGESLT)			2017/02/16				IMPORT PARITY PRICES OF WINTER CEREALS (VAT EXCL)		
ITEM	Nota / Note	Koring/Wheat	Koring/Wheat	Koring/Wheat	Koring/Wheat	Gars/Barley	Gars/Barley	ITEM	
		VSA/ USA Golf/Gulf	VSA/ USA PNW	Argentynse/ Argentine Up River	EU Duitsland/ Germany	Australiese/ Australian Fremantle	Franse/ French Rouen		
		HRW	DNS	Trigo Pan	B kwaliteit/ quality	Mout/Maltin g	Mout/Maltin g		
		\$/t	\$/t	\$/t	\$/t	\$/t	\$/t		
Internasionale VAB pryse	a	217.00	291.00	184.00	192.00	181.00	216.00 *	International FOB prices	
Vraggeld	b	26.00	26.00	19.00	17.00	12.00	18.00	Freight Rates	
Assuransie (0.3% van VAB)		0.65	0.87	0.55	0.58	0.54	0.65	Insurance (0.3% of FOB)	
1 KOSTE, ASSURANSIE EN VRAG (KAV) \$/T		243.65	317.87	203.55	209.58	193.54	234.65	1 COST, INSURANCE AND FREIGHT (CIF) \$/T	
<i>Omskakel na R/t</i>								<i>Converted to R/t</i>	
R/\$ Wisselkoers op: 2017/02/14		13.2302	13.2302	13.2302	13.2302	13.2302	13.2302	R/\$ Exchange rate on: 2017/02/14	
2 KOSTE, ASSURANSIE EN VRAG (KAV) R/t		R/t	R/t	R/t	R/t	R/t	R/t	2 COST, INSURANCE AND FREIGHT (CIF) R/t	
		3223.54	4205.48	2693.01	2772.79	2560.57	3104.47		
Finansieringskoste	c	27.82	36.29	23.24	23.93	22.10	26.79	Financing cost	
3 KOSTE, ASSURANSIE, VRAG EN FINANSIERING R/t		3251.36	4241.77	2716.25	2796.72	2582.67	3131.26	3 COST, INSURANCE, FREIGHT AND FINANCING R/t	
Alfaaikoste	d, e							Discharging cost	
3.1 Kaapstad (Hoofsaaklik kaaihykraan metode)		124.02	124.02	124.02	124.02	157.11	157.11	3.1 Cape Town (Mainly shore cranes method)	
3.2 Durban (Hoofsaaklik suig-in-silo metode)		163.11	163.11	163.11	163.11	170.37	170.37	3.2 Durban (Mainly suction into silo method)	
Invoertarif op koring	f	1591.40	1591.40	1591.40	1591.40	0.00	0.00	Import Tariff on wheat	
4 VRYOP SPOOR (VOS) R/t								4 FREE ON RAIL (FOR) R/t	
4.1 Kaapstadhawe		4966.78	5957.19	4431.67	4512.14	2739.78	3288.37	4.1 Cape Town Harbour	
4.2 Durbanhawe		5005.87	5996.28	4470.76	4551.23	2753.04	3301.63	4.2 Durban Harbour	
Spoorvragkoste	g							Railage cost	
- Kaapstad na Paarl		85.60	85.60	85.60	85.60	n/a	n/a	- Cape Town to Paarl	
- Durban na Randfontein		246.10	246.10	246.10	246.10	246.10	246.10	- Durban to Randfontein	
5 GELEWER:								5 DELIVERED:	
- Kaapstad na Paarl R/ton		5052.38	6042.79	4517.27	4597.74	n/a	n/a	- Cape Town to Paarl R/ton	
- Durban na Randfontein R/ton		5251.97	6242.38	4716.86	4797.33	2999.14	3547.73	- Durban to Randfontein R/ton	

Notas/Notes: 2017/02/14

a Bron van pryse en vraggeld : IGC GMI
Source of prices and freight rates: IGC GMI

Termyn / Term	VAB/FOB		Vraggeld / Freight Rate:	Gars/Barley =	
	US\$/ton	US\$/ton		US\$/ton	US\$ + 1
Koring/Wheat: HRW No 2 (Hard Red Winter) Golf / Gulf	Feb 2017	217.00	US (Golf / Gulf)	26.00	
Koring/Wheat: DNS 14% No 2 (Dark Northern Spring) Golf / Gulf	Feb 2017	291.00	Argentinië / Argentine (Upriver)	19.00	
Koring/Wheat: Argentinië / Argentine (Up River) Trigo Pan	Feb 2017	184.00	EEC (Bordeaux Hamburg)	17.00	18.00
Koring/Wheat: EU (Duitsland / Germany) B kwaliteit / quality	Feb 2017	192.00	Australië / Australia (Eastern)	11.00	12.00
Gars/Barley: Australiese moutgars/Australian malting barley (Fremantle)	Feb 2017	181.00			
Gars/Barley: Franse moutgars/French malting barley (Rouen)	Feb 2017	216.00			

b Vraggeld: bereken vir vrage van +/- 20 000 - 30 000t / Freight rates: calculated for freights of +/- 20 000 - 30 000t.

c Finansieringskoste: 30 000t @ KAV @ primakoers vir 30 dae. Bron/Source: SARB 10.50% 2016/03/18
Financing cost: 30 000t @ CIF @ prime rate for 30 days.

d Alfaaikoste / Discharging cost (R/ton):

	Koring/Wheat	Gars/Barley:
Kaapstad / Cape Town:	124.02	157.11
Durban:	163.11	170.37

Bron / Source: Hull Blyth

e Ingesluit: Kaai gelde, hantering, kaai besig, agente/dokumentasie, logistiek & opnames (inspeksie van skeepsvrag).
Included: Wharfage, handling, wharf supervision, agent/documentation, logistic & survey (inspection of shipload).
Uitgesluit: Gesondheidsinspeksie-, skeepsgagentskapfooi, strooktoetsingsfooi vir GMO, opbergingskoste asook BTW en invoerbelasting.
Excluded: Health inspection fee, Ship agency fee, strip testing fees for GMO, storage costs as well as VAT and import duty.
N.B. Slegs 'n aanduiding, aangesien koste van opname beding kan word / N.B. Indication only, as cost of survey can be negotiated.

f Invoertarif / Import Tariff:
Koring/Wheat = R1591.40 p/ton
Gars/Barley = Vry/Free

g Neem asb. Kennis dat Spoorwet se spoorvrag op 1 April 2016 verander het soos volg:
Kaapstad na Paarl R85.60 en Durban na Randfontein R246.10.
Please take note that on 1 April 2016 Spoorwet railage cost changed as follows:
Cape Town to Paarl R85.60 and Durban to Randfontein R246.10.

* Prys laaste ontvang: 2016/09/27 / Price last received: 2016/09/27.

12. IMPORT PARITY PRICES – OIL SEEDS (b)(e)(f)

12. INVOERPARITEITPRYSE - OLIESADE (b)(e)(f)

INVOERPARITEITPRYSE VAN OLIESADE (BTW UITGESLT)		2017-02-16							IMPORT PARITY PRICES OF OIL SEEDS (VAT EXCL)	
ITEM	Nota/ Note	Sojabone/ Soybeans	Sojabone/ Soybeans	Sojabone/ Soybeans	Sonneblom/ Sunflower	Canola	Grondbone/ Groundnuts	Grondbone/ Groundnuts	ITEM	
		VSA/ USA Golf/Gulf	Argentynse/ Argentine Up River	Brazilië/ Brazil Paranagua	EU Franse/ French Bordeaux	Kanadese/ Canadian Vancouver	Argentynse/ Argentine Raw Runners 40/50	VSA/ USA Raw Runners 40/50		
Internasionale VAB pryse	a	\$/t	\$/t	\$/t	\$/t	\$/t	\$/t	\$/t	International FOB prices	
Vraggeld	b	406.00	398.00	403.00	416.00	425.00	1550.00	1550.00	Freight Rates	
Assuransie (0.3% van VAB)		26.00	19.00	19.00	17.00	30.00	100.00	26.00	Insurance (0.3% of FOB)	
1 KOSTE, ASSURANSIE EN VRAG (KAV) \$/T		1.22	1.19	1.21	1.25	1.28	4.65	4.65	1 COST, INSURANCE AND FREIGHT (CIF) \$/T	
Omskakel na R/t		433.22	418.19	423.21	434.25	456.28	1654.65	1580.65	Converted to R/t	
R/\$ Wisselkoers op: 2017/02/14		13.2302	13.2302	13.2302	13.2302	13.2302	13.2302	13.2302	R/\$ Exchange rate on: 2017/02/14	
2 KOSTE, ASSURANSIE EN VRAG (KAV) R/t		R/t	R/t	R/t	R/t	R/t	R/t	R/t	2 COST, INSURANCE AND FREIGHT (CIF) R/t	
Finansieringskoste	c	5731.59	5532.74	5599.15	5745.21	6036.68	21891.35	20912.32	Financing cost	
3 KOSTE, ASSURANSIE, VRAG EN FINANSIERING R/t		49.46	47.75	48.32	49.58	52.10	188.93	180.48	3 COST, INSURANCE, FREIGHT AND FINANCING R/t	
Aflaalkoste: Durban	d, e	5781.05	5580.49	5647.47	5794.79	6088.78	22080.28	21092.80	Discharging cost: Durban	
Invoertarif: f		170.37	170.37	170.37	268.74	170.37	579.41	579.41	Import Tariff: f	
4 VRY OP SPOOR (VOS) R/t Durban		429.72	421.25	426.54	0.00	562.28	2050.68	2050.68	4 FREE ON RAIL (FOR) R/t Durban	
Spoorvragkoste	g	6381.14	6172.11	6244.38	6063.53	6821.43	24710.37	23722.89	Railage cost	
- Durban na Randfontein		246.10	246.10	246.10	246.10	246.10	-	-	- Durban to Randfontein	
5 GELEWER:		6627.24	6418.21	6490.48	6309.63	7067.53	-	-	5 DELIVERED:	
- Durban na Randfontein R/ton									- Durban to Randfontein R/ton	

Notas/Notes:

a Bron van pryse en vraggeld / Source of prices and freight rates : IGC (GMI), Georgalos Peanut World & Oilm
2017/02/14

Termyn / Term	US\$/ton (VAB/FOB)	Vraggeld/Freight Rate:	US\$/ton
Mrt/Mar 2017	406.00	US Golf / Gulf	26.00
Apr 2017	398.00	Argentinië / Argentina	19.00
Feb 2017	403.00	EEC (Bordeaux/Hamburg)	17.00
Apr 2017	416.00	Kanada/Canada (North Pacific)	30.00
Feb 2017	425.00	Grondbone/Groundnuts (ARG)	100.00
Jun 2017	1550.00		
Mrt/Mar 2017	1550.00		

b Vraggeld: bereken vir vragte van +/- 20 000 - 30 000t. / Freight rates: calculated for freights of +/- 20 000 - 30 000t.

c Finansieringskoste: 30 000t @ KAV @ primakoers vir 30 dae. Bron/Source: SARB 10.50% 2016/03/18
Financing cost: 30 000t @ CIF @ prime rate for 30 days.

d Aflaalkoste / Discharging costs (R/ton):

	Sojabone/ Soybeans	Sonneblom/ Sunflower	Canola	Grondbone/ Groundnuts
Durban:	170.37	268.74	170.37	579.41

e Aflaalkoste / Discharging fees:

Ingesluit: Kaaigelde, hantering, kaaioesig, agente/dokumentasie, logistiek & opnames (Inspeksie van skeepsvrag) /
Included: Wharfage, handling, wharf supervision, agent/documentation, logistic & survey (inspection of shipload).

Uitgesluit: Gesondheidsinspeksie-, skeepagentskapfooi, strooktoetsingsfooi vir GMO, opbergingskoste asook BTW en invoerbelasting /
Excluded: Health inspection fee, Ship agency fee, strip testing fees for GMO, storage costs as well as VAT and import duty.

N.B: Slegs 'n aanduiding, aangesien koste van opname beding kan word / N.B: Indication only, as cost of survey can be negotiated.

f Invoertarif / Import Tariff:

Sojabone/Soybeans = 8% op VAB / on FOB

Sonneblom/Sunflower = Vry / Free

Canola = 10% op VAB / on FOB

Grondbone/Groundnuts = 10% op VAB / on FOB

g Neem asb. Kennis dat Spoornet se spoorvrag op 1 April 2016 verander het na R246.10.

Please take note that on 1 April 2016 Spoornet railage cost changed to R246.10.

* Kwotasies is k.a.v. pryse. VAB pryse dus berekende pryse (kav minus vraggeld) / Quotes are c.i.f. prices. FOB prices are therefore calculated prices (cif minus freight rates).

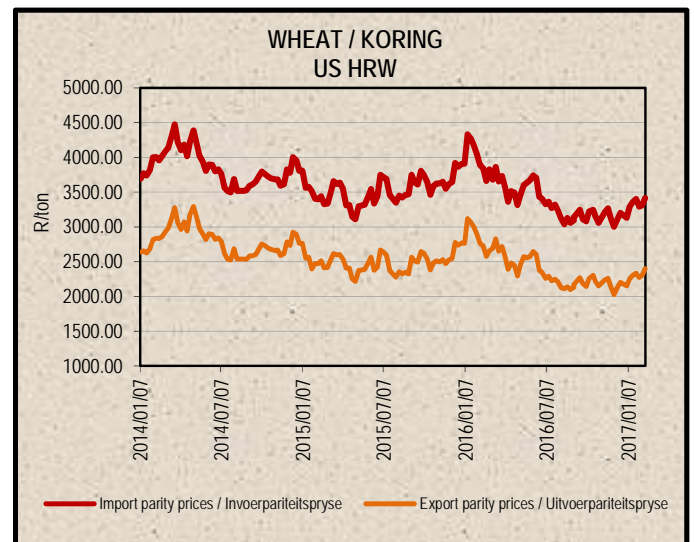
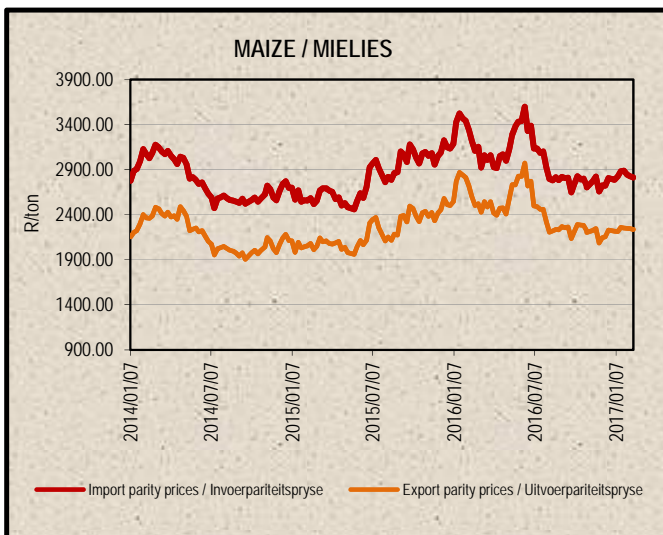
13. EXPORT PARITY PRICES (b)

13. UITVOERPARITEITSPRyse (b)

INDICATIVE EXPORT PARITY PRICES		2017/02/16			AANDUIDENDE UITVOERPARITEITSPRyse	
This is only an example of how an export parity price can be calculated - it can vary according to need	US No3Y Maize/ Mielies Gulf/Golf (b) Feb 2017	US HRW Wheat/Koring Gulf/Koring (b) Feb 2017	US DNS 14% Wheat/Koring PNW (b) Feb 2017	Argentine Raw Runner 40/50 Groundnuts/ Grondbone (f) Jun 17	Hierdie is slegs 'n voorbeeld van hoe 'n uitvoerpariteitsprys bereken kan word - dit kan varieer volgens behoeftes	
FOB Gulf value (\$/t)	172.00	217.00	291.00	1550.00	VAB Golfwaarde (\$/t)	
Difference in quality and locality of SA ¹ Maize: Plus US\$10 (\$/t) Groundnuts: Less 3,5% of fob value	\$10.00			96,5%	Kwaliteits- en liggingsverskil van SA ¹ Mielies: Plus VSA\$10 (\$/t) Grondbone: Min 3,5% van vab waarde	
SA fob price (\$/t)	182.00	217.00	291.00	1495.75	SA vab prys (\$/t)	
Exchange rate (1\$=): (2017/02/14)	13.2302	13.2302	13.2302	13.2302	Wisselkoers (1\$=): (2017/02/14)	
FOB Gulf value (R/t)	2407.90	2870.95	3849.99	19789.07	VAB Golfwaarde (R/t)	
Marketing costs:					Bemerkings koste:	
Financing (Prime rate 10.50% - 30 days) (R/t)	20.78	24.78	33.23	170.78	Finansieringskoste (Primakoers 10.50% - 30 dae) (R/t)	
Railage: ² Randfontein – Durban harbour	246.10	246.10	246.10	-	Spoorvrag: ² Randfontein – Durbanhawe	
Loading costs: (R/t) ³ Durban Harbour (Mainly spout method)	151.88	163.20	163.20	467.13	Oplaaikoste: (R/t) ³ Durbanhawe (Hoofsaaklik regter metode)	
EXPORT REALISATION (R/t): Randfontein	1989.14	2436.87	3407.46	19151.16	UITVOER REALISASIE (R/t): Randfontein	

Difference in quality and locality of SA (As requested by the industry) 1
As from 14 June 2012, the discount/rebate will no longer be used to calculate the export parity price on US HRW and a new calculation will be added for US DNS, also without the discount/rebate.
Railage costs: Please take note that on 1 April 2016 Spoornet railage cost changed to R246.10.
Loading costs, received from Hull Blyth: Included: Cargo dues, handling, wharf supervision, agency/documentation, logistics & surveys (inspection of cargo). Excluded: Ship agent fees, health & PPECB inspections, storage facility & transport costs to storage facility, VAT & duties.

Kwaliteits- en liggingsverskil van SA (Soos deur die bedryf versoek)
Vanaf 14 Junie 2012 sal die diskonto/premie nie meer gebruik word by die berekening van die uitvoerpariteitprys van US HRW nie en 'n nuwe berekening word nou vir US DNS gedoen, ook sonder diskonto/premie.
Spoorvrag koste: Neem asb. Kennis dat Spoornet se spoorvrag op 1 April 2016 verander het na R246.10.
Oplaaikoste, ontvang van Hull Blyth: Ingesluit: Kaai gelde, hantering, kaaitoetsig, agente/dokumentasie, logistiek & opnames (inspeksie van skeepsvrag) Uitgesluit: Skeepagentskaps-, inspeksie-, opbergings- en vervoerkoste na opbergingsfasiliteit, BTW & invoerbelasting.



14. WEATHER

For local weather, please follow the link below:

www.weathersa.co.za

14. WEER

Vir plaaslike weer, volg asseblief die onderstaande skakel:

www.weathersa.co.za

Sources /Bronne:

(a) = Safex; (b) = International Grains Council; (c) = CBOT; (d) = KCBT;

(e) = Oil World; (f) = Georgalos Peanut World.

** Formula according to ITAC (International Trade Administration Commission of South Africa)/*

Formule volgens ITAC (International Trade Administration Commission of South Africa)

SAGIS

Nico Hawkins

General Manager / Hoofbestuurder

Indemnity/Vrywaring: Although everything has been done to ensure the accuracy of the information, neither SAGIS nor any of its directors or employees takes any responsibility for actions or losses that might occur as a result of the usage of this information. / Alhoewel alles gedoen is om te verseker dat die inligting korrek is, aanvaar nie SAGIS of enige van sy direkteure of werknemers verantwoordelikheid vir enige aksies of verliese as gevolg van die inligting wat gebruik is nie.