

SAGIS WEEKLY BULLETIN / SAGIS WEEKLIKSE BULLETIN

1. Producer Deliveries (ton):			1. Produsentelewerings (ton):	
Commodity	Latest week/ Jongste week: 11 - 17 Feb 2017	Total: current marketing year/ Totaal: huidige bemarkingsjaar	Total: same period previous marketing year/ Totaal: selfde periode vorige bemarkingsjaar	Kommoditeit
White maize	36 119	3 002 373	4 101 587	Witmielies
Yellow maize	10 858	3 586 691	4 229 706	Geelmielies
Total: maize	46 977	6 589 064	8 331 293	Totaal: mielies
Wheat	7 569	1 784 285	1 392 694	Koring

2. Imports (ton):			2. Invoere (ton):	
2.1 Imports for RSA			2.1 Invoere vir RSA	
Commodity	Latest week/ Jongste week: 11 - 17 Feb 2017	Total: current marketing year/ Totaal: huidige bemarkingsjaar	Total: same period previous marketing year/ Totaal: selfde periode vorige bemarkingsjaar	Kommoditeit
White maize	0	670 501	71 526	Witmielies
Yellow maize	12 193	1 292 767	929 972	Geelmielies
Maize Total	12 193	1 963 268	1 001 498	Mielies Totaal
Wheat	36 668	240 183	858 726	Koring

Origin of imports / Oorsprong van invoere

White maize/Witmielies	Yellow maize/Geelmielies	Wheat/Koring
Mexico	Argentina	Argentina
USA	Brazil	Canada
	Romania	Czech Republic
	Ukraine	Germany
		Poland
		Russia
		USA

2.2 Imports for other countries			2.2 Invoere vir ander lande	
Commodity	Latest week/ Jongste week: 11 - 17 Feb 2017	Total: current marketing year/ Totaal: huidige bemarkingsjaar	Total: same period previous marketing year/ Totaal: selfde periode vorige bemarkingsjaar	Kommoditeit
White maize	0	199 837	0	Witmielies
Yellow maize	0	10 234	1 064	Geelmielies
Maize Total	0	210 071	1 064	Mielies Totaal
Wheat	3 300	86 323	110 103	Koring

Origin of imports / Oorsprong van invoere

White maize/Witmielies	Yellow maize/Geelmielies	Wheat/Koring
Mexico	Argentina	Argentina
USA	Romania	Canada
		Germany
		Poland
		Russia
		USA

3. Exports (ton):

3.1 RSA Exports

Commodity	Latest week/ Jongste week: 11 - 17 Feb 2017	Total: current marketing year/ Totaal: huidige bemarkingsjaar	Total: same period previous marketing year/ Totaal: selfde periode vorige bemarkingsjaar	Kommoditeit
White maize	6 927	395 334	354 634	Witmielies
Yellow maize	5 431	248 727	178 885	Geelmielies
Maize Total	12 358	644 061	533 519	Mielies Totaal
Wheat	3 766	35 612	24 913	Koring

Destination of exports / Bestemming van uitvoere

White maize/Witmielies	Yellow maize/Geelmielies	Wheat/Koring
Botswana	Botswana	Botswana
Lesotho	Korea	Lesotho
Malawi	Lesotho	Mozambique
Mozambique	Mozambique	Namibia
Namibia	Namibia	Swaziland
Swaziland	Swaziland	Zimbabwe
Zimbabwe	Zambia	
	Zimbabwe	

3.2 Imports for Exports

Commodity	Latest week/ Jongste week: 11 - 17 Feb 2017	Total: current marketing year/ Totaal: huidige bemarkingsjaar	Total: same period previous marketing year/ Totaal: selfde periode vorige bemarkingsjaar	Kommoditeit
White maize	6 128	162 736	0	Witmielies
Yellow maize	0	14 003	805	Geelmielies
Maize Total	6 128	176 739	805	Mielies Totaal
Wheat	2 719	86 651	103 188	Koring

Destination of exports / Bestemming van uitvoere

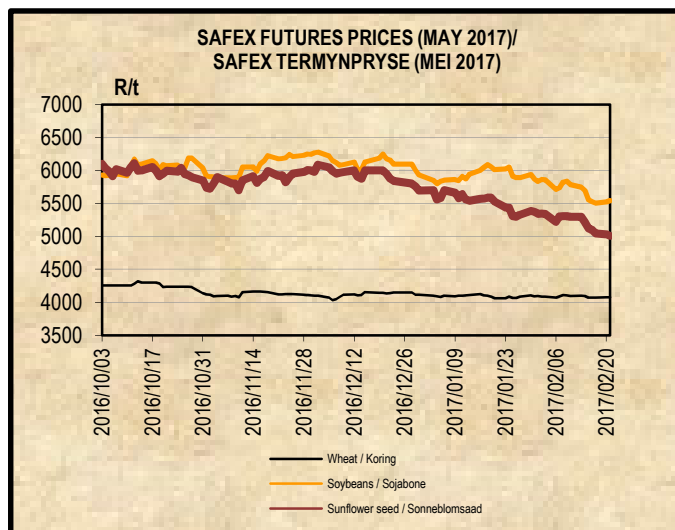
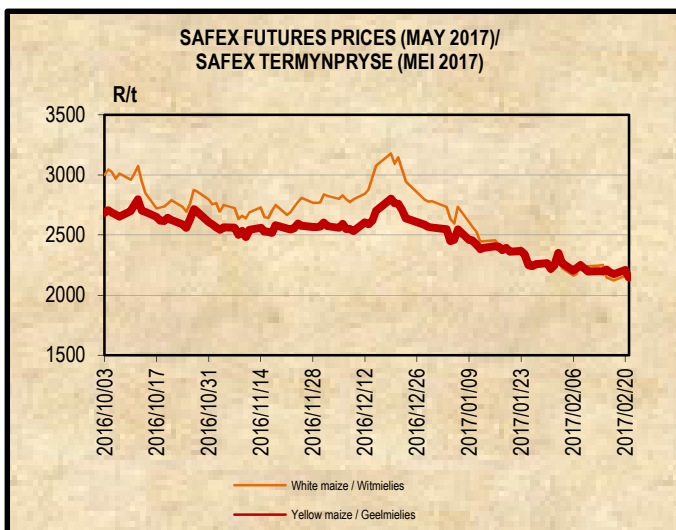
White maize/Witmielies	Yellow maize/Geelmielies	Wheat/Koring
Lesotho	Angola	Botswana
Mozambique	Namibia	Lesotho
Swaziland	Swaziland	Swaziland
Zimbabwe	Zimbabwe	Zambia
		Zimbabwe

3.2 Invoere vir Uitvoere

4. DOMESTIC PRICES PER SAFEX (R/t)(a)

4. PLAASLIKE PRYSE VOLGENS SAFEX (R/t)(a)

Commodity	Future Prices / Termynpryse (2017/02/21) R/ton					Kommoditeit
	Feb-17	Mar-17	May-17	Jul-17	Sep-17	
White maize	3157.00	3108.00	2126.00	1996.00	2049.00	Witmielies
Yellow maize	2995.00	2975.00	2150.00	2093.00	2145.00	Geelmielies
Wheat	3985.00	3990.00	4074.00	4139.00	4102.00	Koring
Sunflower	4889.00	4900.00	5010.00	5090.00	5227.00	Sonneblom
Soybeans	6212.00	6000.00	5545.00	5645.00	5705.00	Sojabone
Sorghum	N/A	3480.00	3100.00	3150.00	3200.00	Sorghum



5. IMPORT TARIFF ON MAIZE (b)*

Derived US No2Y Yellow Maize fob (Gulf) (b)	2017-02-15	2017-02-16	2017-02-17	2017-02-20	2017-02-21	Afgeleide VSA No2Y Geelmielies vab (Golf) (b)
RSA Initial Reference Price	\$110.00					RSA Oorspronklike Verwysingsprys
Base price (\$/t)	117.65	117.65	117.65	117.65	117.65	Basisprys (\$/t)
Daily price (\$/t) (IGC)	176.60	171.60	169.60	169.60	169.60	Daaglikse prys (\$/t) (IGC)
Average of 21 days (\$/t)	172.36	172.36	172.22	172.03	171.84	Gemiddeld van 21 dae (\$/t)
Deviation from base price (\$/t)	-54.71	-54.71	-54.57	-54.38	-54.19	Afwyking van basisprys (\$/t)
Duty on maize (\$/t)	-62.36	-62.36	-62.22	-62.03	-61.84	Reg op mielies (\$/t)
Duty on maize (R/t)	-836.40	-834.63	-831.10	-827.49	-823.74	Reg op mielies (R/t)
R/\$ Exchange rate (average of 21 days)	13.4125	13.3841	13.3574	13.3402	13.3205	R/\$ Wisselkoers (gemiddeld van 21 dae)
Tariff Gazetted 2006/12/08	R0.00/t					Tarief gepubliseer 2006/12/08

5. INVOERTARIEF OP MIELIES (b)***6. IMPORT TARIFF ON WHEAT (b)***

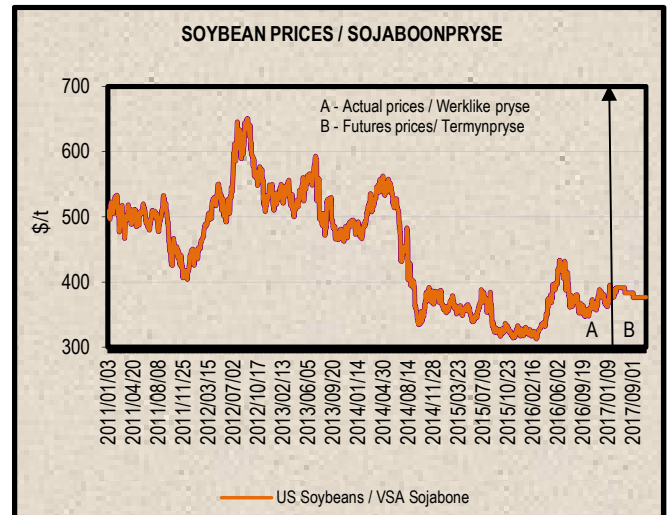
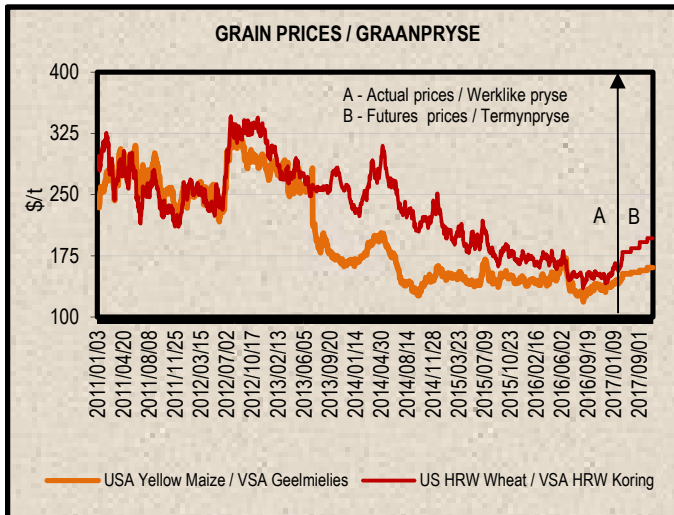
US No2 HRW fob (Gulf)	2017/01/24	2017/01/31	2017/02/07	2017/02/14	2017/02/21	VSA No2 HRW vab (Golf)
RSA Initial Reference Price	\$294.00					RSA Oorspronklike Verwysingsprys
Base price (\$/t)	193.33	193.33	193.33	205.33	205.33	Basis prys (\$/t)
Weekly price (\$/t) (IGC)	208.00	208.00	206.00	217.00	211.00	Weeklikse prys (\$/t) (IGC)
3 Weeks moving average (\$/t)	204.00	205.00	205.33	208.33	211.33	3 Weke skuiwende gemiddeld (\$/t)
Number of weeks that the deviation is more than \$10	1	2	3			Aantal weke wat die afwyking meer as \$10 is
Deviation from base price (\$/t)	-10.67	-11.67	-12.00	-3.00	-6.00	Afwyking van basisprys (\$/t)
Calculated Duty on wheat (\$/t)	90.00	89.00	88.67	85.67	82.67	Berekende Reg op koring (\$/t)
Calculated Duty on wheat (R/t)	1211.82	1203.45	1190.19	1133.43	1084.52	Berekende Reg op koring (R/t)
R/\$ Exchange rate	13.4647	13.5219	13.4227	13.2302	13.1186	R/\$ Wisselkoers
Tariff Gazetted 2016/08/22 (R/t)	R 1 591.40					Tarief gepubliseer 2016/08/22 (R/t)

6. INVOERTARIEF OP KORING (b)*

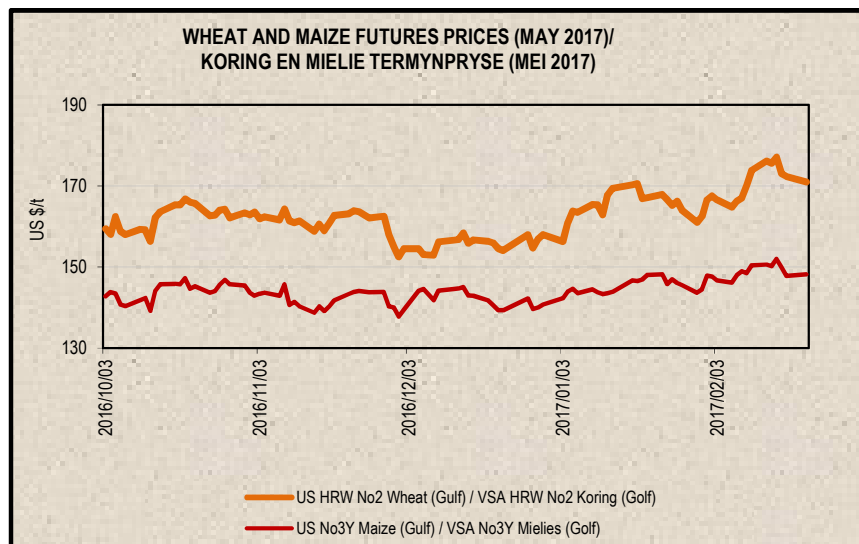
7. PRICES – INTERNATIONAL (US\$/t)

7. PRYSE - INTERNASIONAAL (VSA\$/t)

FOB (US\$/t)	Export Quotations/ Uitvoerkwotasie (b)(e)(f)				VAB (VSA\$/t)
	2017/02/21	2017/02/14	2017/02/07	2017/01/31	
US No 2 HRW Wheat (Gulf)	211.00	217.00	206.00	202.00	VSA No 2 HRW Koring (Golf)
US DNS Wheat 14% PNW	269.00	291.00	287.00	284.00	VSA DNS Koring 14% PNW
Argentine Wheat (Up River)	188.00	184.00	185.00	182.00	Argentynse Koring (Up River)
EC (France) Wheat (grade 1)	190.00	192.00	191.00	190.00	EU (Frankryk) Koring (graad 1)
EC (Germany) B Quality Wheat	191.00	192.00	192.00	192.00	EU (Duitsland) B Kwaliteit Koring
Black Sea Milling Wheat	192.00	191.00	188.00	187.00	Swart See Maalkoring
US No 3Y Maize (Gulf)	168.00	172.00	170.00	169.00	VSA No3Y Mielies (Golf)
Argentine Maize (Up River)	183.00	185.00	182.00	183.00	Argentynse Mielies (Up River)
US Sorghum (Gulf)	165.00	167.00	167.00	165.00	VSA Sorghum (Golf)
Argentine Sorghum (Up River)	167.00	167.00	168.00	165.00	Argentynse Sorghum (Up River)
US Soybeans (Gulf)	400.00	406.00	402.00	393.00	VSA Sojabone (Gulf)
Argentine Soybeans (Up River)	393.00	398.00	400.00	392.00	Argentynse Sojabone (Up River)
Canadian Canola	420.00	425.00	422.00	416.00	Kanadese Canola
Argentine Groundnuts Runners 40/50	1571.00	1565.00	1555.00	1555.00	Argentynse Grondbone 40/50 Runners
US Groundnuts Runners 40/50 shelled	1581.00	1565.00	1565.00	1565.00	VSA Grondbone 40/50 Runners uitgedop
Australian Malting Barley (South. Cross Malt)	180.00	181.00	181.00	181.00	Australiese Moutgars (South. Cross Malt)



Futures prices (US\$/t) / Termynpryse (VSA\$/t) (c)(d) (2017/02/21)							
Commodity	Mar-17	May-17	Jul-17	Sep-17	Dec-17	Mar-18	Kommoditeit
US No3 Yellow maize	145.35	148.18	151.02	153.30	155.74	158.89	VSA No3 Geelmielies
US No2 HRW wheat	166.15	171.00	175.34	180.56	187.76	192.24	VSA No2 HRW koring
US Soybeans	377.06	381.11	384.41	378.09	n/a	374.12	VSA Sojabone



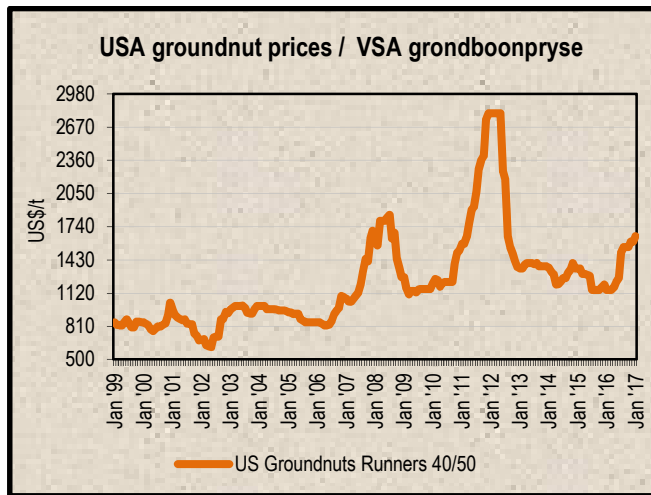
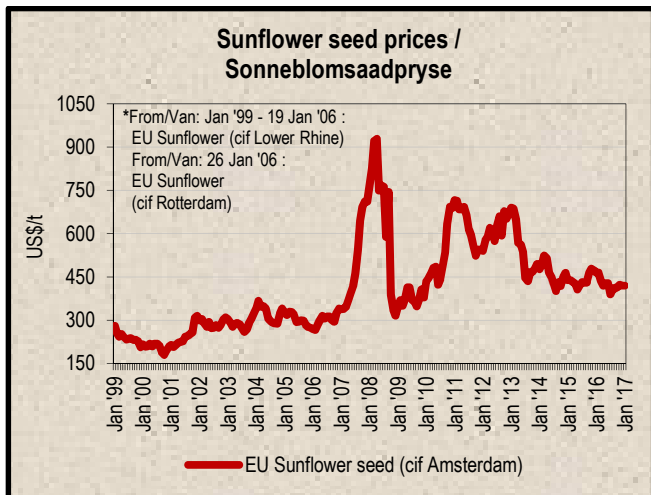
8. LOWEST REPRESENTATIVE ASKING PRICES
(US\$/t)(e)(f)(Prices of previous week)

8. LAAGSTE VERTEENWOORDIGENDE PRYSE GEVRA
(Pryse van vorige week)(VSA\$/t)(e)(f)

US\$/t	2017/02/16	2017/02/09	Change/ Verandering	VSA\$/t
Soybeans, Brazil, c.i.f. Rotterdam	431	432	-0.2%	Sojabone, Brasilië, k.a.v. Rotterdam
Soybeans, USA, c.i.f. Rotterdam	431	433	-0.5%	Sojabone, VSA, k.a.v. Rotterdam
Groundnuts, USA Runners 40/50*	1650	1650	0.0%	Grondbone, VSA Runners 40/50*
Groundnuts, Argentine Runners 40/50*	1640	1650	-0.6%	Grondbone, Argentynse Runners 40/50*
Groundnut-oil, c.i.f. Rotterdam	1550	1540	0.6%	Grondboon-olie, k.a.v. Rotterdam
Sunflower seed, EU c.i.f. Amsterdam	415	415	0.0%	Sonneblomsaad, EU k.a.v. Amsterdam
Sunflower-oil, EU (fob) N.W. Europe	810	818	-1.0%	Sonneblom-olie, EU (vab) N.W. Eur.
Rapeseed, Europe, 00, c.i.f. Hamburg	458	453	1.1%	Raapsaad, Europa, 00, k.a.v. Hamburg

* Shelled, c.i.f. Rotterdam

* Uitgedop k a v Rotterdam



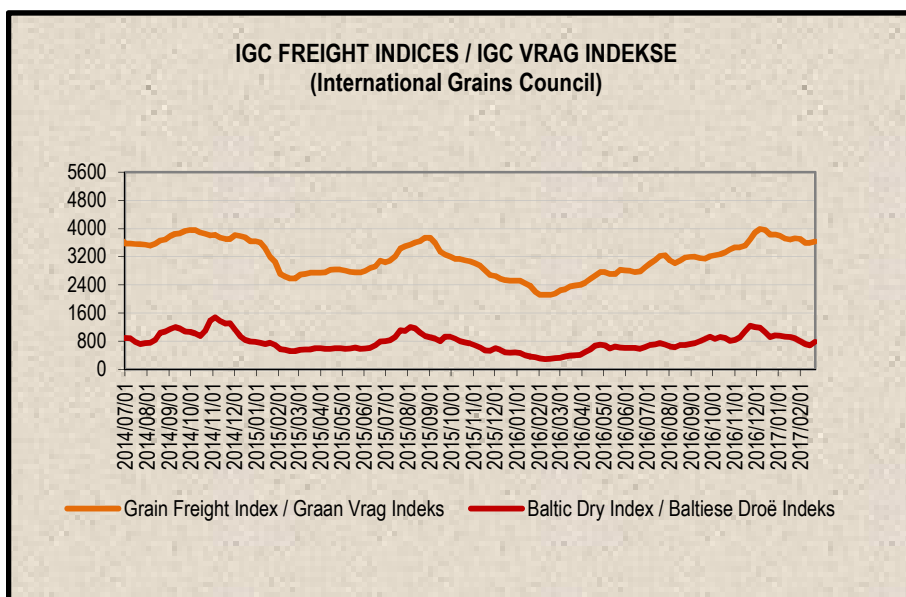
9. IGC FREIGHT INDICES (b)

9. IGC VRAG INDEKSE (b)

IGC FREIGHT INDICES / IGC VRAG INDEKSE							
	2017/01/17	2017/01/24	2017/01/31	2017/02/07	2017/02/14	2017/02/21	
Grain Freight Index*	3686	3725	3706	3599	3599	3638	Graan Vrag Indeks*
Baltic Dry Index	922	886	800	714	685	778	Baltiese Droë Indeks

* IGC Grain Freight Index represents 15 major grain routes, including five from the United States of America, and two each from other main exporting nations (including Argentina, Black Sea, Europe and Canada); with base an average of the four weeks ending 11 May 2005 = 6000. The updated indices will be available on Thursdays on SAGIS' website.

* IGC Graan Vrag Indeks verteenwoordig 15 hoof graanroetes, insluitende vyf vanaf die Verenigde State van Amerika, en twee elk van ander hoof uitvoermasies (insluitende Argentië, Swart See, Europa en Kanada); met basis 'n gemiddeld van die vier weke geëindig 11 Mei 2005 = 6000. Die opgedateerde indekse sal Donderdae op SAGIS se webwerf beskikbaar.



10. IMPORT PARITY PRICES – SUMMER GRAINS (b)

10. INVOERPARITEITPRYSE - SOMERGRANE (b)

INVOERPARITEITPRYSE VAN SOMERGRANE (BTW UITGESLT)			2017/02/23			IMPORT PARITY PRICES OF SUMMER GRAINS (VAT EXCL)		
ITEM	Nota/ Note	Mielies/Maize	Mielies/Maize	Sorghum	Sorghum	Sorghum	ITEM	
		VSA/ USA Golf/Gulf (no.3Y) \$/t	Argentynse/ Argentine Up River \$/t	VSA/ USA Golf/Gulf \$/t	Argentynse/ Argentine Up River \$/t	Australiese/ Australian Brisbane \$/t		
Internasionale VAB pryse	a	168.00	183.00	165.00	167.00	231.00	International FOB prices	
Vraggeld	b	27.00	20.00	27.00	20.00	12.00	Freight Rates	
Assuransie (0.3% van VAB)		0.50	0.55	0.50	0.50	0.69	Insurance (0.3% of FOB)	
1 KOSTE, ASSURANSIE EN VRAG (KAV) \$/T		195.50	203.55	192.50	187.50	243.69	1 COST, INSURANCE AND FREIGHT (CIF) \$/T	
R/\$ Wisselkoers op: 2017/02/21	<i>Omskakel na R/t</i>	13.1186	13.1186	13.1186	13.1186	13.1186	Converted to R/t	
2 KOSTE, ASSURANSIE EN VRAG (KAV) R/t		2564.69	2670.29	2525.33	2459.74	3196.87	2 COST, INSURANCE AND FREIGHT (CIF) R/t	
Finansieringskoste	c	22.13	23.04	21.79	21.23	27.59	Financing cost	
3 KOSTE, ASSURANSIE, VRAG EN FINANSIERING R/t		2586.82	2693.33	2547.12	2480.97	3224.46	3 COST, INSURANCE, FREIGHT AND FINANCING R/t	
Aflaai-koste:	d, e	122.93	122.93	146.54	146.54	146.54	Discharging cost:	
- Kaapstad		122.93	122.93	n/a	n/a	n/a	- Cape Town	
- Durban		163.11	163.11	170.37	170.37	170.37	- Durban	
Invoertarif	f	0.00	0.00	64.94	65.72	90.91	Import Tariff	
4 VRY OP SPOOR (VOS) R/t		2709.75	2816.26	n/a	n/a	n/a	4 FREE ON RAIL (FOR) R/t	
- Kaapstad		2749.93	2856.44	2758.60	2693.23	3461.91	- Cape Town	
- Durban							- Durban	
Spoorvragkoste	g	246.10	246.10	246.10	246.10	246.10	Railage cost	
- Durban na Randfontein							- Durban to Randfontein	
5 GELEWER:							5 DELIVERED:	
- Durban na Randfontein R/ton		2996.03	3102.54	3004.70	2939.33	3708.01	- Durban to Randfontein R/ton	

Notas/Notes:

a Bron van pryse en vraggeld : IGC GMI
Source of prices and freight rates: IGC GMI

2017/02/21

Termyn / Term	US\$/ton (VAB/FOB)	Vraggeld/Freight Rate:	US\$/ton
Mrt/Mar 2017	168.00	US Golf / Gulf	27.00
Feb 2017	183.00	Argentinië / Argentina	20.00
Feb 2017	165.00	Australië/Australia	12.00
Feb 2017	167.00		
Mrt/Mar 2017	231.00		

b Vraggeld: bereken vir vrage van +/- 20 000 - 30 000t. / Freight rates: calculated for freights of +/- 20 000 - 30 000t.

c Finansieringskoste: 30 000t @ KAV @ primakoers vir 30 dae. Bron/Source: SARB 10.50% 2016/03/18
Financing cost: 30 000t @ CIF @ prime rate for 30 days.

d Aflaai-koste / Discharging costs (R/ton):

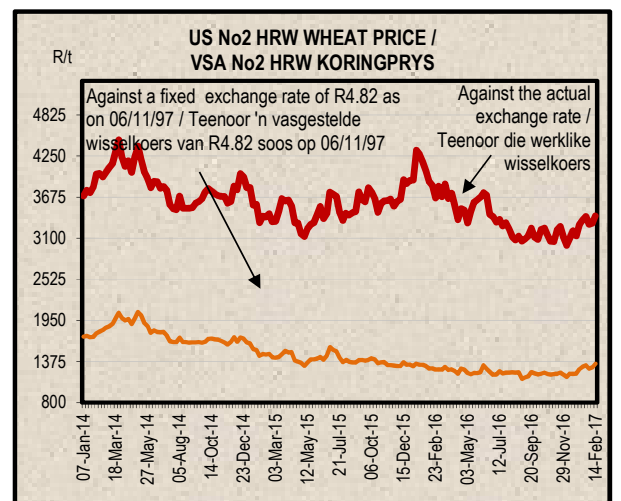
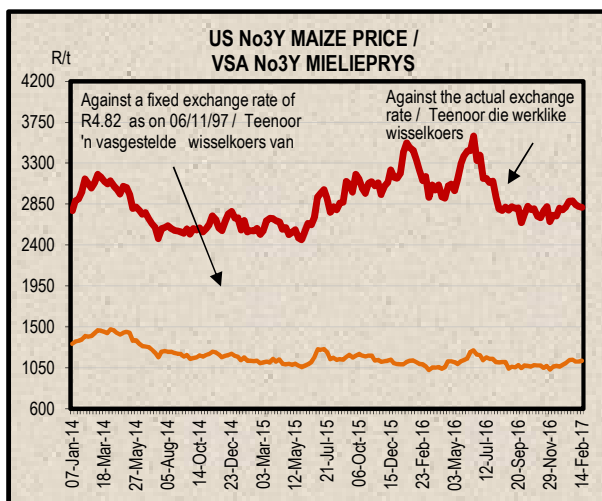
	Mielies/Maize:	Sorghum
Kaapstad / Cape Town:	122.93	n/a
Durban:	163.11	170.37

Bron / Source: Hull Blyfh

e Ingesluit: Kaagelde, hantering, kaaitbesig, agente/dokumentasie, logistiek & opnames (inspeksie van skeepsvrag) / Included: Wharfage, handling, wharf supervision, agent/documentation, logistic & survey (inspection of shipload).
Uitgesluit: Gesondheidsinspeksie-, skeepsagentskapfoei, strookbelsingsfoei vir GMO, opbergingskoste asook BTW en invoerbelasting / Excluded: Health inspection fee, Ship agency fee, strip testing fees for GMO, storage costs as well as VAT and import duty.
N.B: Slegs 'n aanduiding, aangesien koste van opname beding kan word / N.B: Indication only, as cost of survey can be negotiated.

f Invoertarif / Import Tariff
Mielies/Maize = Vry / Free
Sorghum = 3% op VAB / on FOB

g Neem asb. kennis dat 'n verandering in Spoornet se spoorvrag op 1 April 2016 plaasgevind het na R246.10.
Please take note that there was a change in Spoornet railage cost on 1 April 2016 to R246.10.



11. IMPORT PARITY PRICES – WINTER CEREALS (b)

11. INVOERPARITEITPARYSE - WINTERGRANE (b)

INVOERPARITEITPARYSE VAN WINTERGRANE (BTW UITGESLT)		2017/02/23						IMPORT PARITY PRICES OF WINTER CEREALS (VAT EXCL)	
ITEM	Nota/ Note	Koring/Wheat	Koring/Wheat	Koring/Wheat	Koring/Wheat	Gars/Barley	Gars/Barley	ITEM	
		VSA/ USA Golf/Gulf	VSA/ USA PNW	Argentynse/ Argentine Up River	EU Duitsland/ Germany B kwaliteit/ quality	Australiese/ Australian Fremantle	Frans/ French Rouen		
		HRW	DNS	Trigo Pan		Mout/Malting	Mout/Malting		
		\$/t	\$/t	\$/t	\$/t	\$/t	\$/t		
Internasionale VAB pryse	a	211.00	269.00	188.00	191.00	180.00	212.00 *	International FOB prices	
Vraggeld	b	27.00	27.00	20.00	16.00	13.00	17.00	Freight Rates	
Assuransie (0.3% van VAB)		0.63	0.81	0.56	0.57	0.54	0.64	Insurance (0.3% of FOB)	
1 KOSTE, ASSURANSIE EN VRAG (KAV) \$/T		238.63	296.81	208.56	207.57	193.54	229.64	1 COST, INSURANCE AND FREIGHT (CIF) \$/T	
<i>Omskakel na R/t</i>								<i>Converted to R/t</i>	
R/\$ Wisselkoers op: 2017/02/21		13.1186	13.1186	13.1186	13.1186	13.1186	13.1186	R/\$ Exchange rate on: 2017/02/21	
2 KOSTE, ASSURANSIE EN VRAG (KAV) R/t		R/t	R/t	R/t	R/t	R/t	R/t	2 COST, INSURANCE AND FREIGHT (CIF) R/t	
		3130.49	3893.73	2736.02	2723.03	2538.97	3012.56		
Finansieringskoste	c	27.02	33.60	23.61	23.50	21.91	26.00	Financing cost	
3 KOSTE, ASSURANSIE, VRAG EN FINANSIERING R/t		3157.51	3927.33	2759.63	2746.53	2560.88	3038.56	3 COST, INSURANCE, FREIGHT AND FINANCING R/t	
Aflaai-koste	d, e							Discharging cost	
3.1 Kaapstad (Hoofsaaklik kaaihykraan metode)		124.02	124.02	124.02	124.02	157.11	157.11	3.1 Cape Town (Mainly shore cranes method)	
3.2 Durban (Hoofsaaklik suig-in-silo metode)		163.11	163.11	163.11	163.11	170.37	170.37	3.2 Durban (Mainly suction into silo method)	
Invoertarief op koring	f	1591.40	1591.40	1591.40	1591.40	0.00	0.00	Import Tariff on wheat	
4 VRY OP SPOOR (VOS) R/t								4 FREE ON RAIL (FOR) R/t	
4.1 Kaapstadhawe		4872.93	5642.75	4475.05	4461.95	2717.99	3195.67	4.1 Cape Town Harbour	
4.2 Durbanhawe		4912.02	5681.84	4514.14	4501.04	2731.25	3208.93	4.2 Durban Harbour	
Spoornagkoste	g							Railage cost	
- Kaapstad na Paarl		85.60	85.60	85.60	85.60	n/a	n/a	- Cape Town to Paarl	
- Durban na Randfontein		246.10	246.10	246.10	246.10	246.10	246.10	- Durban to Randfontein	
5 GELEWER:								5 DELIVERED:	
- Kaapstad na Paarl R/ton		4958.53	5728.35	4560.65	4547.55	n/a	n/a	- Cape Town to Paarl R/ton	
- Durban na Randfontein R/ton		5158.12	5927.94	4760.24	4747.14	2977.35	3455.03	- Durban to Randfontein R/ton	

Notas/Notes: 2017/02/21

a Bron van pryse en vraggeld : IGC GMI
Source of prices and freight rates: IGC GMI

Termyn / Term	VAB/FOB US\$/tn	Vraggeld / Freight Rate: US\$/tn	Gars/Barley = US\$ + 1
Mrt/Mar 2017	211.00	US (Golf / Gulf)	27.00
Mrt/Mar 2017	269.00	Argentinië / Argentine (Upriver)	20.00
Feb 2017	188.00	EEC (Bordeaux Hamburg)	16.00
Feb 2017	191.00	Australië / Australia (Eastern)	12.00
Feb 2017	180.00		
Feb 2017	212.00		

b Vraggeld: bereken vir vragte van +/- 20 000 - 30 000t / Freight rates: calculated for freights of +/- 20 000 - 30 000t

c Finansieringskoste: 30 000t @ KAV @ primakoers vir 30 dae. Bron/Source: SARB 10.50% 2016/03/18
Financing cost: 30 000t @ CIF @ prime rate for 30 days.

d Aflaai-koste / Discharging cost (R/ton):

	Koring/Wheat	Gars/Barley:
Kaapstad /		
Cape Town:	124.02	157.11
Durban:	163.11	170.37

Bron / Source: Hull Blyth

e Ingesluit: Kaai-gelde, hantering, kaai-besig, agente/dokumentasie, logistiek & opnames (inspeksie van skeepsvrag).
Included: Wharfage, handling, wharf supervision, agent/documentation, logistic & survey (inspection of shipload).
Uitgesluit: Gesondheidsinspeksie-, skeepsaagentskapfooi, strooktoetsingsfooi vir GMO, obergingskoste asook BTW en invoerbelasting.
Excluded: Health inspection fee, Ship agency fee, strip testing fees for GMO, storage costs as well as VAT and import duty.
N.B: Slegs 'n aanduiding, aangesien koste van opname beding kan word / N.B: Indication only, as cost of survey can be negotiated.

f Invoertarief / Import Tariff:
Koring/Wheat = R1591.40 p/tn
Gars/Barley = Vry/Free

g Neem asb. Kennis dat Spoornet se spoornag op 1 April 2016 verander het soos volg:
Kaapstad na Paarl R85.60 en Durban na Randfontein R246.10.
Please take note that on 1 April 2016 Spoornet railage cost changed as follows:
Cape Town to Paarl R85.60 and Durban to Randfontein R246.10.

* Prys laaste ontvang: 2016/09/27 / Price last received: 2016/09/27.

12. IMPORT PARITY PRICES – OIL SEEDS (b)(e)(f)

12. INVOERPARITEITPRYSE - OLIESADE (b)(e)(f)

INVOERPARITEITPRYSE VAN OLIESADE (BTW UITGESLT)		2017-02-23							IMPORT PARITY PRICES OF OIL SEEDS (VAT EXCL)	
ITEM	Nota/ Note	Sojabone/ Soybeans	Sojabone/ Soybeans	Sojabone/ Soybeans	Sonneblom/ Sunflower	Canola	Grondbone/ Groundnuts	Grondbone/ Groundnuts	ITEM	
		VSA/ USA Golf/Gulf	Argentynse/ Argentine Up River	Brazilië/ Brazil Paranagua	EU Franse/ French Bordeaux	Kanadese/ Canadian Vancouver	Argentynse/ Argentine Raw Runners 40/50	VSA/ USA Raw Runners 40/50		
		\$/t	\$/t	\$/t	\$/t	\$/t	\$/t	\$/t		
Internasionale VAB pryse	a	400.00	393.00	399.00	414.00	420.00	1571.00 *	1581.00 *	International FOB prices	
Vraggeld	b	27.00	20.00	20.00	16.00	30.00	69.00	27.00	Freight Rates	
Assuransie (0.3% van VAB)		1.20	1.18	1.20	1.24	1.26	4.71	4.74	Insurance (0.3% of FOB)	
1 KOSTE, ASSURANSIE EN VRAG (KAV) \$/t		428.20	414.18	420.20	431.24	451.26	1644.71	1612.74	1 COST, INSURANCE AND FREIGHT (CIF) \$/t	
Omskakel na R/t									Converted to R/t	
R/\$ Wisselkoers op: 2017/02/21		13.1186	13.1186	13.1186	13.1186	13.1186	13.1186	13.1186	R/\$ Exchange rate on: 2017/02/21	
2 KOSTE, ASSURANSIE EN VRAG (KAV) R/t		5617.38	5433.46	5512.44	5657.27	5919.90	21576.29	21156.89	2 COST, INSURANCE AND FREIGHT (CIF) R/t	
Finansieringskoste	c	48.48	46.89	47.57	48.82	51.09	186.21	182.59	Financing cost	
3 KOSTE, ASSURANSIE, VRAG EN FINANSIERING R/t		5665.86	5480.35	5560.01	5706.09	5970.99	21762.50	21339.48	3 COST, INSURANCE, FREIGHT AND FINANCING R/t	
Aflaaiakoste: Durban	d, e	170.37	170.37	170.37	268.74	170.37	579.41	579.41	Discharging cost: Durban	
Invoertarif:	f	419.80	412.45	418.75	0.00	550.98	2060.93	2074.05	Import Tariff:	
4 VRY OP SPOOR (VOS) R/t Durban		6256.03	6063.17	6149.13	5974.83	6692.34	24402.84	23992.94	4 FREE ON RAIL (FOR) R/t Durban	
Spoorvragkoste	g								Railage cost	
- Durban na Randfontein		246.10	246.10	246.10	246.10	246.10	-	-	- Durban to Randfontein	
5 GELEWER:									5 DELIVERED:	
- Durban na Randfontein R/ton		6502.13	6309.27	6395.23	6220.93	6938.44	-	-	- Durban to Randfontein R/ton	

Notas/Notes:

a Bron van pryse en vraggeld / Source of prices and freight rates : IGC (GMI), Geogalos Peanut World & Oilworld
2017/02/21

Termyn / Term	US\$/ton (VAB/FOB)	Vraggeld/Freight Rate:	US\$/ton
Sojabone/Soybeans: VSA/USA (Golf/Gulf)	Mrt/Mar 2017 400.00	US Golf / Gulf	27.00
Sojabone/Soybeans: Argentinië/Argentina (Up River)	Apr 2017 393.00	Argentinië / Argentina	20.00
Sojabone/Soybeans: Brazilië/Brazil (Paranagua)	Feb 2017 399.00	EEC (Bordeaux/Hamburg)	16.00
Sonneblom/Sunflower: EU Frankryk/France (Bordeaux)	Mrt/Mar 2017 414.00	Kanada/Canada (North Pacific)	30.00
Canola: Kanada/Canada (Vancouver)	Feb 2017 420.00	Grondbone/Groundnuts (ARG)	69.00
Grondbone/Groundnuts: Argentinië/Argentina (Raw Runner 40/50)	Jun 2017 1571.00		
Grondbone/Groundnuts: VSA/USA (Runners 40/50)	Mrt/Mar 2017 1581.00		

b Vraggeld: bereken vir vragte van +/- 20 000 - 30 000t. / Freight rates: calculated for freights of +/- 20 000 - 30 000t

c Finansieringskoste: 30 000t @ KAV @ primakoers vir 30 dae. Bron/Source: SARB 10.50% 2016/03/18
Financing cost: 30 000t @ CIF @ prime rate for 30 days.

d Aflaaiakoste / Discharging costs (R/ton):

	Sojabone/ Soybeans	Sonneblom/ Sunflower	Canola	Grondbone/ Groundnuts
Durban:	170.37	268.74	170.37	579.41

e Aflaaiakoste / Discharging fees:

Ingesluit: Kaaigelde, hantering, kaaitoetsing, agente/dokumentasie, logistiek & opnames (inspeksie van skeepsvrag) /
Included: Wharfage, handling, wharf supervision, agent/documentation, logistic & survey (inspection of shipload).
Uitgesluit: Gesondheidsinspeksie-, skeepagentskapfooi, strooktoetsingsfooi vir GMO, opbergingskoste asook BTW en invoerbelasting /
Excluded: Health inspection fee, Ship agency fee, strip testing fees for GMO, storage costs as well as VAT and import duty.
N.B: Slegs 'n aanduiding, aangesien koste van opname beding kan word / N.B: Indication only, as cost of survey can be negotiated.

f Invoertarif / Import Tariff:

Sojabone/Soybeans = 8% op VAB / on FOB
Sonneblom/Sunflower = Vry / Free
Canola = 10% op VAB / on FOB
Grondbone/Groundnuts = 10% op VAB / on FOB

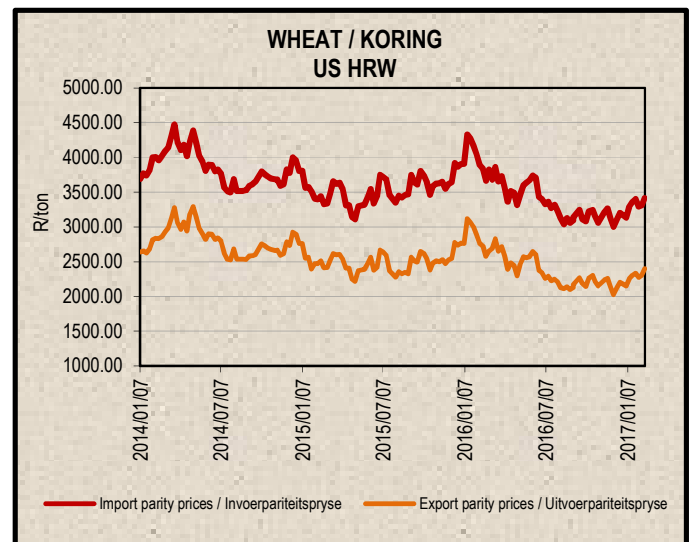
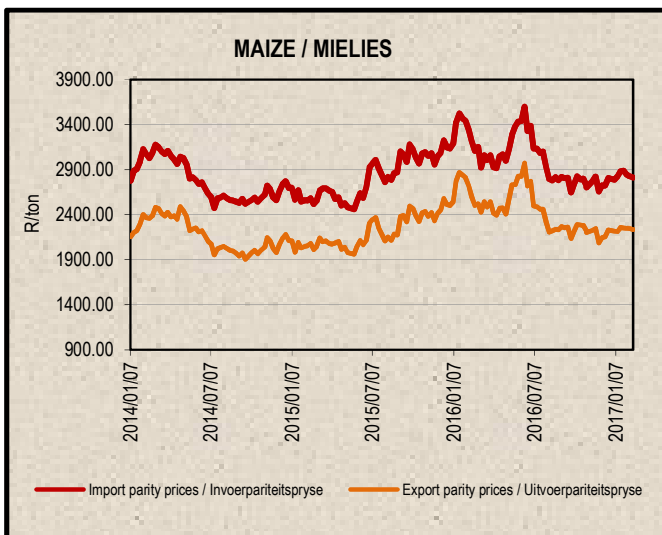
g Neem asb. Kennis dat Spoornet se spoorvrag op 1 April 2016 verander het na R246.10.
Please take note that on 1 April 2016 Spoornet railage cost changed to R246.10.

* Kwotasies is k.a.v. pryse. VAB pryse dus berekende pryse (kav minus vraggeld) / Quotes are c.i.f. prices. FOB prices are therefore calculated prices (cif minus freight rates).

13. EXPORT PARITY PRICES (b)

13. UITVOERPARITEITSPRYSE (b)

INDICATIVE EXPORT PARITY PRICES		2017/02/23			AANDUIDENDE UITVOERPARITEITSPRYSE	
	US No3Y Maize/ Mielies Gulf/Golf (b) Mrt/Mar 2017	US HRW Wheat/Koring Gulf/Golf (b) Mrt/Mar 2017	US DNS 14% Wheat/Koring PNW (b) Mrt/Mar 2017	Argentine Raw Runner 40/50 Groundnuts/ Grondbone (f) Jul 17	Hierdie is slegs 'n voorbeeld van hoe 'n uitvoerpariteitsprys bereken kan word - dit kan varieer volgens behoefte	
This is only an example of how an export parity price can be calculated - it can vary according to need						
FOB Gulf value (\$/t)	168.00	211.00	269.00	1571.00	VAB Golfwaarde (\$/t)	
Difference in quality and locality of SA ¹					Kwaliteits- en liggingsverskil van SA ¹	
Maize: Plus US\$10 (\$/t)	\$10.00				Mielies: Plus VSA\$10 (\$/t)	
Groundnuts: Less 3,5% of fob value				96,5%	Grondbone: Min 3,5% van vab waarde	
SA fob price (\$/t)	178.00	211.00	269.00	1516.02	SA vab prys (\$/t)	
Exchange rate (1\$=): (2017/02/21)	13.1186	13.1186	13.1186	13.1186	Wisselkoers (1\$=): (2017/02/21)	
FOB Gulf value (R/t)	2335.11	2768.02	3528.90	19888.06	VAB Golfwaarde (R/t)	
Marketing costs:					Bemarkings koste:	
Financing (Prime rate 10.50% - 30 days) (R/t)	20.15	23.89	30.45	171.64	Finansieringskoste (Primakoers 10.50% - 30 dae) (R/t)	
Railage: ²					Spoorvrag: ²	
Randfontein – Durban harbour	246.10	246.10	246.10	-	Randfontein – Durbanhawe	
Loading costs: (R/t) ³					Oplaikoste: (R/t) ³	
Durban Harbour (Mainly spout method)	151.88	163.20	163.20	467.13	Durbanhawe (Hoofsaaklik regter metode)	
EXPORT REALISATION (R/t):					UITVOER REALISASIE (R/t):	
Randfontein	1916.98	2334.83	3089.15	19249.29	Randfontein	
<i>Difference in quality and locality of SA (As requested by the industry)</i>			1		<i>Kwaliteits- en liggingsverskil van SA (Soos deur die bedryf versoek)</i>	
<i>As from 14 June 2012, the discount/rebate will no longer be used to calculate the export parity price on US HRW and a new calculation will be added for US DNS, also without the discount/rebate.</i>					<i>Vanaf 14 Junie 2012 sal die diskonto/premie nie meer gebruik word by die berekening van die uitvoerpariteitsprys van US HRW nie en 'n nuwe berekening word nou vir US DNS gedoen, ook sonder diskonto/premie.</i>	
<i>Railage costs: Please take note that on 1 April 2016 Spoornet railage cost changed to R246.10.</i>			2		<i>Spoorvrag koste: Neem asb. Kennis dat Spoornet se spoorvrag op 1 April 2016 verander het na R246.10.</i>	
<i>Loading costs, received from Hull Blyth: Included: Cargo dues, handling, wharf supervision, agency/documentation, logistics & surveys (inspection of cargo). Excluded: Ship agent fees, health & PPECB inspections, storage facility & transport costs to storage facility, VAT & duties.</i>			3		<i>Oplaikoste, ontvang van Hull Blyth: Ingesluit: Kaaigelde, hantering, kaaitoesig, agente/dokumentasie, logistiek & opnames (inspeksie van skeepsvrag) Uitgesluit: Skeepsagentskaps-, inspeksie-, opbergings- en vervoerkoste na opbergingsfasiliteit, BTW & invoerbelasting.</i>	



14. WEATHER

For local weather, please follow the link below:
www.weathersa.co.za

14. WEER

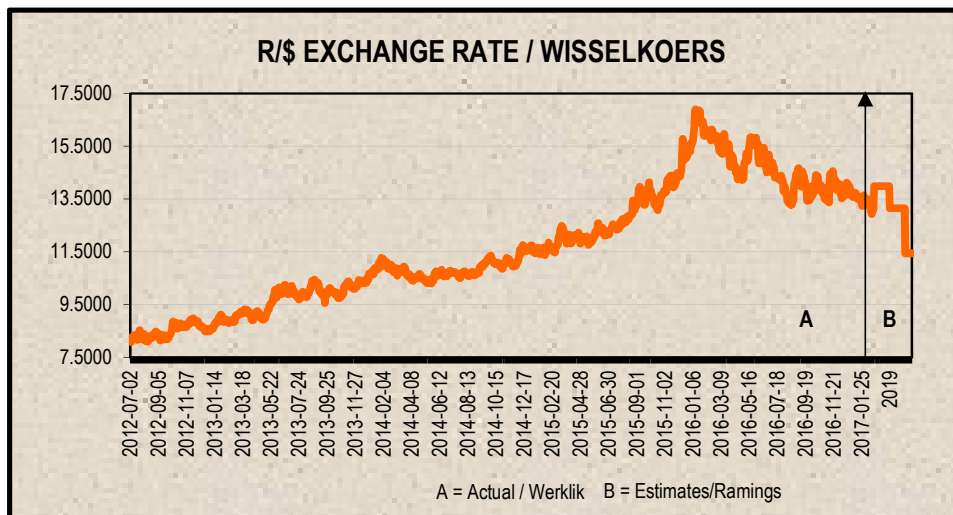
Vir plaaslike weer, volg asseblief die onderstaande skakel:
www.weathersa.co.za

15. SUNDRIES (g)

15. DIVERSE (g)

ECONOMIC INDICATORS		Jan 2017		Q1		
Average of economic indicators as received from commercial banks						
	EXCHANGE RATE		INFLATION		PRIME INTEREST	
	R/\$		%		%	
	2017	2018	2017	2018	2017	2018
1st quarter	13.7900	13.9900	5.8	4.9	10.25	10.26
2nd quarter	13.9043	13.9900	5.7	4.9	10.33	10.26
3rd quarter	13.9487	13.9900	5.7	4.9	10.39	10.26
4th quarter	13.9593	13.9900	5.5	4.9	10.36	10.26
Year average	13.9006	13.9900	5.7	4.9	10.33	10.26
Year end	13.9593	13.9900	5.5	4.9	10.36	10.26
	2019	2020	2019	2020	2019	2020
Year average	13.1527	11.4400	5.0	5.5	10.00	10.75
Year end	13.1857	11.4400	5.8	5.4	10.63	10.75

= Replaced with SARB Quarterly Bulletin figures



Sources /Bronne:

(a) = Safex; (b) = International Grains Council; (c) = CBOT; (d) = KCBT;
 (e) = Oil World; (f) = Geogalos Peanut World; (g) = FNB, Investec, Nedbank, Reservebank.
 * Formula according to ITAC (International Trade Administration Commission of South Africa)/
 Formule volgens ITAC (International Trade Administration Commission of South Africa)

SAGIS
 Nico Hawkins
 General Manager / Hoofbestuurder

Indemnity/Vrywaring: Although everything has been done to ensure the accuracy of the information, neither SAGIS nor any of its directors or employees takes any responsibility for actions or losses that might occur as a result of the usage of this information. / Alhoewel alles gedoen is om te verseker dat die inligting korrek is, aanvaar nie SAGIS of enige van sy direkteure of werknemers verantwoordelikheid vir enige aksies of verliese as gevolg van die inligting wat gebruik is nie.