

SAGIS WEEKLY BULLETIN / SAGIS WEEKLIKSE BULLETIN

1. Producer Deliveries (ton):			1. Produsentelewerings (ton):	
Commodity	Latest week/ Jongste week: 21 - 27 Jan 2017	Total: current marketing year/ Totaal: huidige bemarkingsjaar	Total: same period previous marketing year/ Totaal: selfde periode vorige bemarkingsjaar	Kommoditeit
White maize	10 040	2 928 579	4 358 188	Witmielies
Yellow maize	11 136	3 536 939	4 426 966	Geelmielies
Total: maize	21 176	6 465 518	8 785 154	Totaal: mielies
Wheat	11 965	1 733 276	1 301 400	Koring

2. Imports (ton):			2. Invoere (ton):	
2.1 Imports for RSA			2.1 Invoere vir RSA	
Commodity	Latest week/ Jongste week: 21 - 27 Jan 2017	Total: current marketing year/ Totaal: huidige bemarkingsjaar	Total: same period previous marketing year/ Totaal: selfde periode vorige bemarkingsjaar	Kommoditeit
White maize	21 307	658 826	68 558	Witmielies
Yellow maize	30 283	1 211 993	736 493	Geelmielies
Maize Total	51 590	1 870 819	805 051	Mielies Totaal
Wheat	20 693	141 888	619 033	Koring
Origin of imports / Oorsprong van invoere				
White maize/Witmielies		Yellow maize/Geelmielies	Wheat/Koring	
Mexico		Argentina	Argentina	
USA		Brazil	Canada	
		Romania	Poland	
		Ukraine	Russia	
			USA	
2.2 Imports for other countries				
White maize	0	191 182	0	Witmielies
Yellow maize	0	2 366	0	Geelmielies
Maize Total	0	193 548	0	Mielies Totaal
Wheat	3 000	70 730	85 807	Koring
Origin of imports / Oorsprong van invoere				
White maize/Witmielies		Yellow maize/Geelmielies	Wheat/Koring	
Mexico		Argentina	Argentina	
USA			Canada	
			Poland	
			Russia	
			USA	

3. Exports (ton):
3.1 RSA Exports

Commodity	Latest week/ Jongste week: 21 - 27 Jan 2017	Total: current marketing year/ Totaal: huidige bemarkingsjaar	Total: same period previous marketing year/ Totaal: selfde periode vorige bemarkingsjaar	Kommoditeit
White maize	6 319	374 063	325 509	Witmielies
Yellow maize	6 027	237 071	166 242	Geelmielies
Maize Total	12 346	611 134	491 751	Mielies Totaal
Wheat	5 669	24 507	22 295	Koring

Destination of exports / Bestemming van uitvoere

White maize/Witmielies	Yellow maize/Geelmielies	Wheat/Koring
Botswana	Botswana	Botswana
Lesotho	Korea	Lesotho
Malawi	Lesotho	Mozambique
Mozambique	Mozambique	Namibia
Namibia	Namibia	Swaziland
Swaziland	Swaziland	Zimbabwe
Zimbabwe	Zambia	
	Zimbabwe	

3.2 Imports for Exports

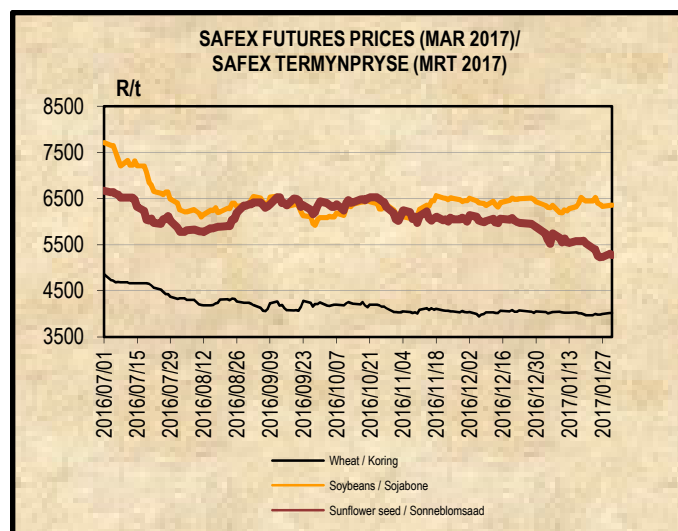
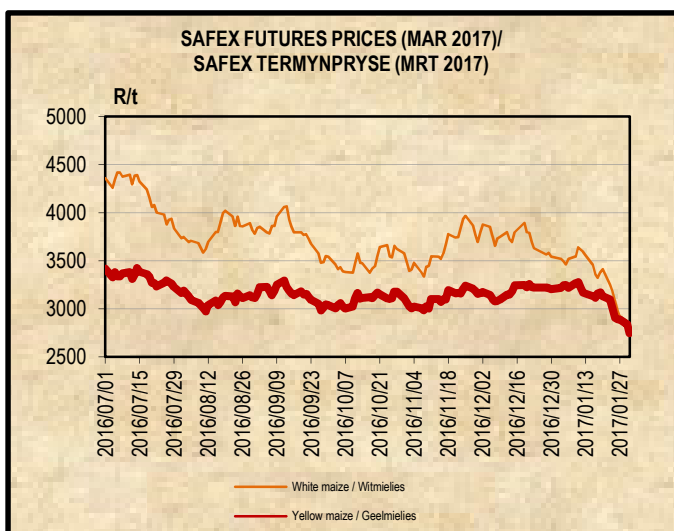
Commodity	Latest week/ Jongste week: 21 - 27 Jan 2017	Total: current marketing year/ Totaal: huidige bemarkingsjaar	Total: same period previous marketing year/ Totaal: selfde periode vorige bemarkingsjaar	Kommoditeit
White maize	4 552	148 319	0	Witmielies
Yellow maize	0	6 135	0	Geelmielies
Maize Total	4 552	154 454	0	Mielies Totaal
Wheat	2 485	74 863	86 447	Koring

Destination of exports / Bestemming van uitvoere

White maize/Witmielies	Yellow maize/Geelmielies	Wheat/Koring
Lesotho	Angola	Botswana
Mozambique	Namibia	Lesotho
Swaziland	Swaziland	Swaziland
Zimbabwe	Zimbabwe	Zambia
		Zimbabwe

3.2 Invoere vir Uitvoere
4. DOMESTIC PRICES PER SAFEX (R/t)(a)
4. PLAASLIKE PRYSE VOLGENS SAFEX (R/t)(a)

Commodity	Future Prices / Termynpryse (2017/01/31) R/ton					Kommoditeit
	Feb-17	Mar-17	May-17	Jul-17	Sep-17	
White maize	2765.00	2769.00	2194.00	2094.00	2148.00	Witmielies
Yellow maize	2783.00	2749.00	2217.00	2183.00	2224.00	Geelmielies
Wheat	3993.00	4018.00	4092.00	4143.00	4116.00	Koring
Sunflower	5200.00	5275.00	5370.00	5455.00	5540.00	Sonneblom
Soybeans	6450.00	6355.00	5870.00	5985.00	6095.00	Sojabone
Sorghum	N/A	3480.00	3115.00	3168.00	3228.00	Sorghum



5. IMPORT TARIFF ON MAIZE (b)*
5. INVOERTARIEF OP MIELIES (b)*

Derived US No2Y Yellow Maize fob (Gulf) (b)	2017-01-25	2017-01-26	2017-01-27	2017-01-30	2017-01-31	Afgeleide VSA No2Y Geelmielies vab (Golf) (b)
RSA Initial Reference Price	\$110.00					RSA Oorspronklike Verwysingsprys
Base price (\$/t)	117.65	117.65	117.65	117.65	117.65	Basisprys (\$/t)
Daily price (\$/t) (IGC)	172.60	172.60	172.60	170.60	170.60	Daaglikse prys (\$/t) (IGC)
Average of 21 days (\$/t)	168.17	168.50	168.98	169.27	169.50	Gemiddeld van 21 dae (\$/t)
Deviation from base price (\$/t)	-50.52	-50.85	-51.33	-51.62	-51.85	Afwyking van basisprys (\$/t)
Duty on maize (\$/t)	-58.17	-58.50	-58.98	-59.27	-59.50	Reg op mielies (\$/t)
Duty on maize (R/t)	-792.87	-795.39	-800.60	-804.24	-807.06	Reg op mielies (R/t)
R/\$ Exchange rate (average of 21 days)	13.6303	13.5965	13.5740	13.5691	13.5641	R/\$ Wisselkoers (gemiddeld van 21 dae)
Tariff Gazetted 2006/12/08	R0.00/t					Tarief gepubliseer 2006/12/08

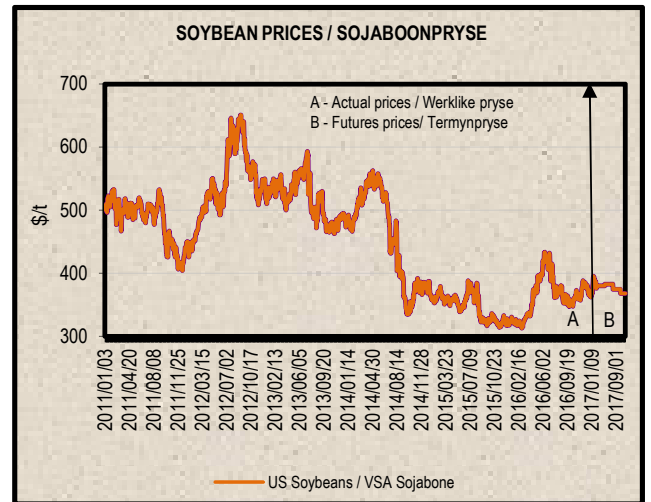
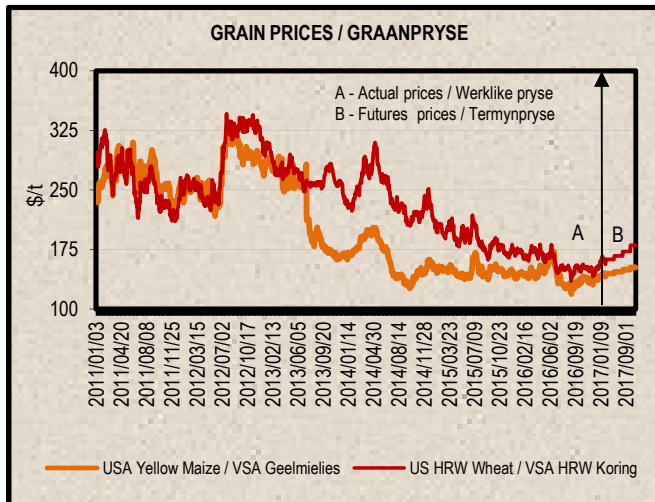
6. IMPORT TARIFF ON WHEAT (b)*
6. INVOERTARIEF OP KORING (b)*

US No2 HRW fob (Gulf)	2017/01/03	2017/01/10	2017/01/17	2017/01/24	2017/01/31	VSA No2 HRW vab (Golf)
RSA Initial Reference Price	\$294.00					RSA Oorspronklike Verwysingsprys
Base price (\$/t)	193.33	193.33	193.33	193.33	193.33	Basis prys (\$/t)
Weekly price (\$/t) (IGC)	189.00	199.00	205.00	208.00	208.00	Weeklikse prys (\$/t) (IGC)
3 Weeks moving average (\$/t)	189.33	193.00	197.67	204.00	205.00	3 Weke skuiwende gemiddeld (\$/t)
Number of weeks that the deviation is more than \$10						Aantal weke wat die afwyking meer as \$10 is
Deviation from base price (\$/t)	4.00	0.33	-4.34	-10.67	-11.67	Afwyking van basisprys (\$/t)
Calculated Duty on wheat (\$/t)	104.67	101.00	96.33	90.00	89.00	Berekende Reg op koring (\$/t)
Calculated Duty on wheat (R/t)	1436.64	1376.81	1299.99	1211.82	1203.45	Berekende Reg op koring (R/t)
R/\$ Exchange rate	13.7254	13.6318	13.4952	13.4647	13.5219	R/\$ Wisselkoers
Tariff Gazetted 2016/08/22 (R/t)	R 1 591.40					Tarief gepubliseer 2016/08/22 (R/t)

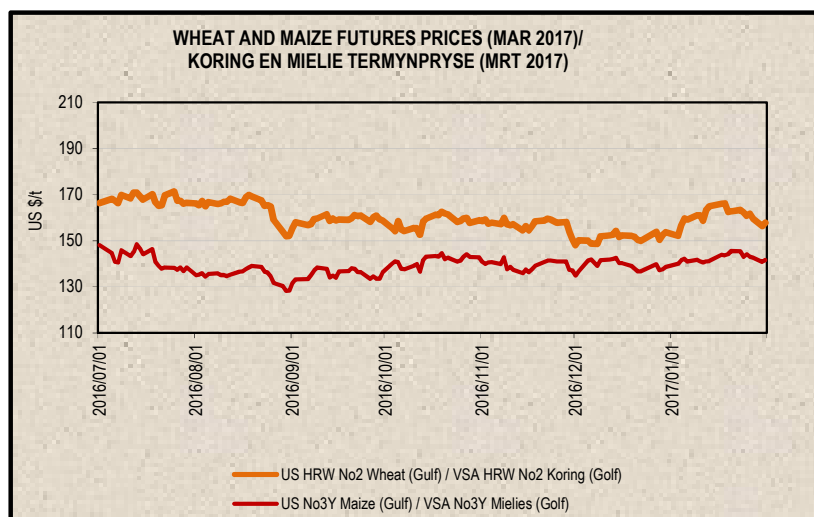
7. PRICES – INTERNATIONAL (US\$/t)

7. PRYSE - INTERNASIONAAL (VSA\$/t)

FOB (US\$/t)	Export Quotations/ Uitvoerkwotasie (b)(e)(f)				VAB (VSA\$/t)
	2017/01/31	2017/01/24	2017/01/17	2017/01/10	
US No 2 HRW Wheat (Gulf)	202.00	208.00	205.00	199.00	VSA No 2 HRW Koring (Golf)
US DNS Wheat 14% PNW	284.00	276.00	271.00	267.00	VSDNS Koring 14% PNW
Argentine Wheat (Up River)	182.00	179.00	175.00	175.00	Argentynse Koring (Up River)
EC (France) Wheat (grade 1)	190.00	192.00	192.00	190.00	EU (Frankryk) Koring (graad 1)
EC (Germany) B Quality Wheat	192.00	194.00	194.00	191.00	EU (Duitsland) B Kwaliteit Koring
Black Sea Milling Wheat	187.00	186.00	184.00	183.00	Swart See Maalkoring
US No 3Y Maize (Gulf)	169.00	170.00	170.00	165.00	VSA No3Y Mielies (Golf)
Argentine Maize (Up River)	183.00	184.00	186.00	183.00	Argentynse Mielies (Up River)
US Sorghum (Gulf)	165.00	169.00	170.00	167.00	VSA Sorghum (Golf)
Argentine Sorghum (Up River)	165.00	167.00	168.00	165.00	Argentynse Sorghum (Up River)
US Soybeans (Gulf)	393.00	407.00	414.00	391.00	VSA Sojabone (Gulf)
Argentine Soybeans (Up River)	392.00	402.00	404.00	380.00	Argentynse Sojabone (Up River)
Canadian Canola	416.00	422.00	413.00	402.00	Kanadese Canola
Argentine Groundnuts Runners 40/50	1555.00	1555.00	1555.00	1549.00	Argentynse Grondbone 40/50 Runners
US Groundnuts Runners 40/50 shelled	1565.00	1565.00	1565.00	1519.00	VSA Grondbone 40/50 Runners uitgedop
Australian Malting Barley (South. Cross Malt)	181.00	172.00	172.00	172.00	Australiese Moutgars (South. Cross Malt)



Futures prices (US\$/t) / Termynpryse (VSA\$/t) (c)(d) (2017/01/31)							
Commodity	Mar-17	May-17	Jul-17	Sep-17	Dec-17	Mar-18	Kommoditeit
US No3 Yellow maize	141.57	144.48	147.08	149.76	152.43	155.50	VSA No3 Geelmielies
US No2 HRW wheat	157.78	162.48	166.89	172.18	180.04	184.67	VSA No2 HRW koring
US Soybeans	376.40	380.00	382.87	374.57	n/a	368.69	VSA Sojabone



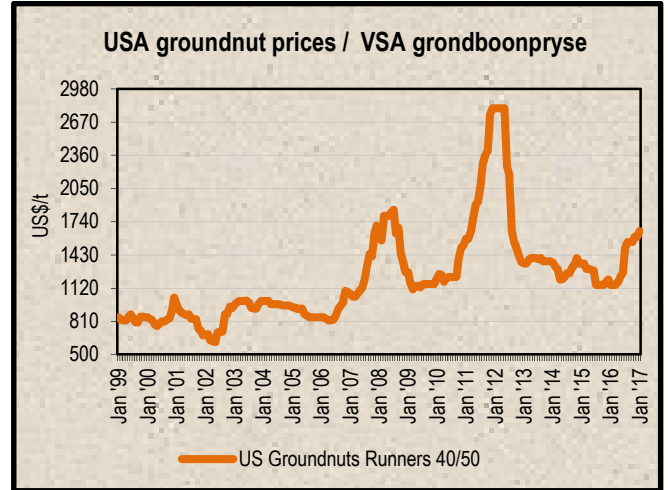
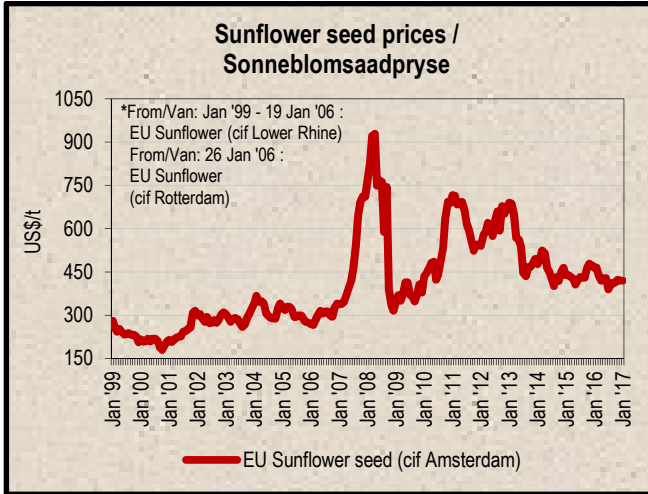
8. LOWEST REPRESENTATIVE ASKING PRICES
(US\$/t)(e)(f)(Prices of previous week)

8. LAAGSTE VERTEENWOORDIGENDE PRYSE GEVRA
(Pryse van vorige week)(VSA\$/t)(e)(f)

US\$/t	2017/01/26	2017/01/19	Change/ Verandering	VSA\$/t
Soybeans, Brazil, c.i.f. Rotterdam	429	437	-1.8%	Sojabone, Brasilië, k.a.v. Rotterdam
Soybeans, USA, c.i.f. Rotterdam	430	438	-1.8%	Sojabone, VSA, k.a.v. Rotterdam
Groundnuts, USA Runners 40/50*	1650	1650	0.0%	Grondbone, VSA Runners 40/50*
Groundnuts, Argentine Runners 40/50*	1640	1640	0.0%	Grondbone, Argentynse Runners 40/50*
Groundnut-oil, c.i.f. Rotterdam	1540	1520	1.3%	Grondboon-olie, k.a.v. Rotterdam
Sunflower seed, EU c.i.f. Amsterdam	420	415	1.2%	Sonneblomsaad, EU k.a.v. Amsterdam
Sunflower-oil, EU (fob) N.W. Europe	820	815	0.6%	Sonneblom-olie, EU (vab) N.W. Eur.
Rapeseed, Europe, 00, c.i.f. Hamburg	453	450	0.7%	Raapsaad, Europa, 00, k.a.v. Hamburg

* Shelled, c.i.f. Rotterdam

* Uitgedop k a v Rotterdam



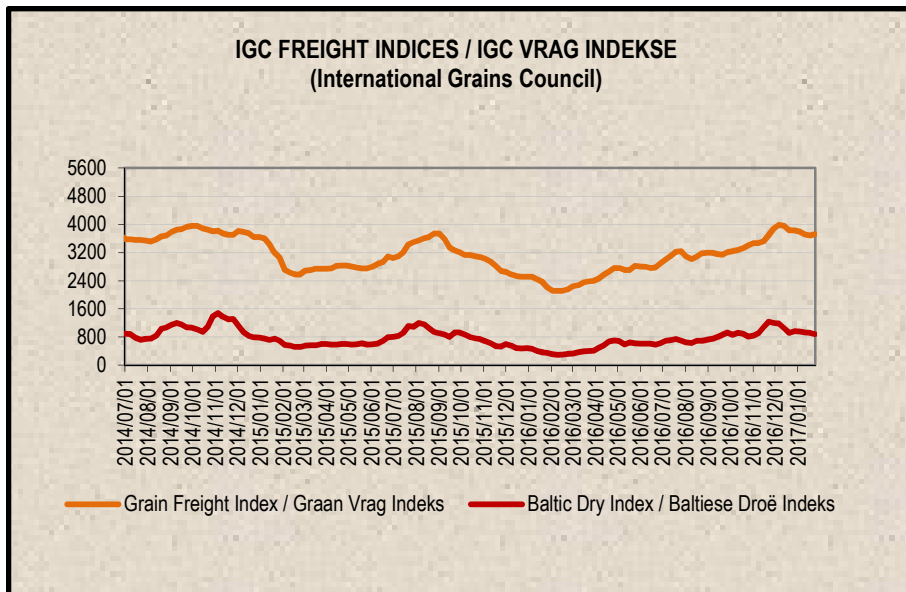
9. IGC FREIGHT INDICES (b)

9. IGC VRAG INDEKSE (b)

IGC FREIGHT INDICES / IGC VRAG INDEKSE							
	2016/12/20	2016/12/27	2017/01/03	2017/01/10	2017/01/17	2017/01/24	
Grain Freight Index*	3833	3833	3794	3716	3686	3725	Graan Vrag Indeks*
Baltic Dry Index	914	961	953	926	922	886	Baltiese Droë Indeks

* IGC Grain Freight Index represents 15 major grain routes, including five from the United States of America, and two each from other main exporting nations (including Argentina, Black Sea, Europe and Canada); with base an average of the four weeks ending 11 May 2005 = 6000. The updated indices will be available on Thursdays on SAGIS' website.

* IGC Graan Vrag Indeks verteenwoordig 15 hoof graanroetes, insluitende vyf vanaf die Verenigde State van Amerika, en twee elk van ander hoof uitvoermasies (insluitende Argentinië, Swart See, Europa en Kanada); met basis 'n gemiddeld van die vier weke geëindig 11 Mei 2005 = 6000. Die opgedateerde indekse sal Donderdae op SAGIS se webwerf beskikbaar.



10. IMPORT PARITY PRICES – SUMMER GRAINS (b)

10. INVOERPARITEITPRYSE - SOMERGRANE (b)

INVOERPARITEITPRYSE VAN SOMERGRANE (BTW UITGESLT)			2017/02/02			IMPORT PARITY PRICES OF SUMMER GRAINS (VAT EXCL)		
ITEM	Nota/ Note	Mielies/Maize	Mielies/Maize	Sorghum	Sorghum	Sorghum	ITEM	
		VSA/ USA Golf/Gulf (no.3Y) \$/t	Argentynse/ Argentine Up River \$/t	VSA/ USA Golf/Gulf \$/t	Argentynse/ Argentine Up River \$/t	Australiese/ Australian Brisbane \$/t		
Internasionale VAB pryse	a	169.00	183.00	165.00	165.00	203.00	International FOB prices	
Vraggeld	b	27.00	20.00	27.00	20.00	11.00	Freight Rates	
Assuransie (0.3% van VAB)		0.51	0.55	0.50	0.50	0.61	Insurance (0.3% of FOB)	
1 KOSTE, ASSURANSIE EN VRAG (KAV) \$/T		196.51	203.55	192.50	185.50	214.61	1 COST, INSURANCE AND FREIGHT (CIF) \$/T	
R\$ Wisselkoers op: 2017/01/31		13.5219	13.5219	13.5219	13.5219	13.5219	Converted to R/t	
2 KOSTE, ASSURANSIE EN VRAG (KAV) R/t		2657.19	2752.38	2602.97	2508.31	2901.93	2 COST, INSURANCE AND FREIGHT (CIF) R/t	
Finansieringskoste	c	22.93	23.75	22.46	21.65	25.04	Financing cost	
3 KOSTE, ASSURANSIE, VRAG EN FINANSIERING R/t		2680.12	2776.13	2625.43	2529.96	2926.97	3 COST, INSURANCE, FREIGHT AND FINANCING R/t	
Aflaaiikoste:	d, e	122.93	122.93	n/a	n/a	n/a	Discharging cost:	
- Kaapstad		122.93	122.93	n/a	n/a	n/a	- Cape Town	
- Durban		163.11	163.11	170.37	170.37	170.37	- Durban	
Invoertarif	f	0.00	0.00	66.93	66.93	82.35	Import Tariff	
4 VRYOP SPOOR (VOS) R/t		2803.05	2899.06	n/a	n/a	n/a	4 FREE ON RAIL (FOR) R/t	
- Kaapstad		2843.23	2939.24	2838.90	2743.43	3155.86	- Cape Town	
- Durban							- Durban	
Spoornragkoste	g	246.10	246.10	246.10	246.10	246.10	Railage cost	
- Durban na Randfontein							- Durban to Randfontein	
5 GELEWER:							5 DELIVERED:	
- Durban na Randfontein R/ton		3089.33	3185.34	3085.00	2989.53	3401.96	- Durban to Randfontein R/ton	

Notas/Notes:

a Bron van pryse en vraggeld : IGC GMI
Source of prices and freight rates: IGC GMI

2017/01/31

Termyn / Term	US\$/tbn (VAB/FOB)	Vraggeld/Freight Rate:	US\$/tbn
Feb 2017	169.00	US Golf / Gulf	27.00
Feb 2017	183.00	Argentinië / Argentina	20.00
Feb 2017	165.00	Australië/Australia	11.00
Feb 2017	165.00		
Feb 2017	203.00		

b Vraggeld: bereken vir vrage van +/- 20 000 - 30 000t / Freight rates: calculated for freights of +/- 20 000 - 30 000t

c Finansieringskoste: 30 000t @ KAV @ primakoers vir 30 dae. Bron/Source: SARB 10.50% 2016/03/18
Financing cost: 30 000t @ CIF @ prime rate for 30 days.

d Aflaaiikoste / Discharging costs (R/tbn):

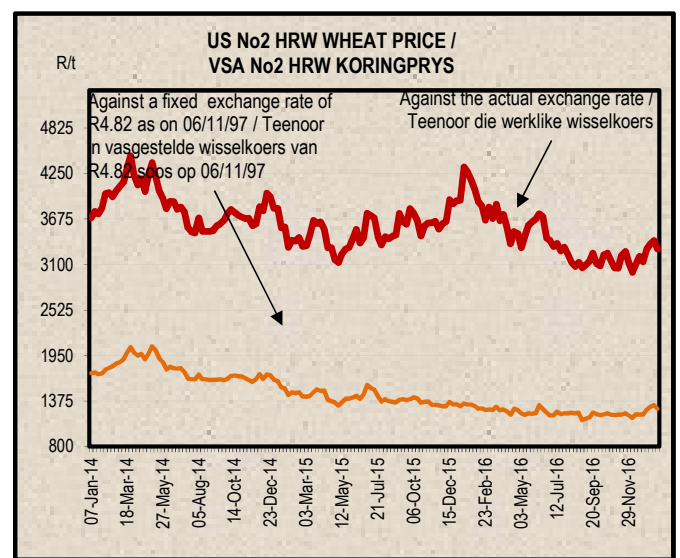
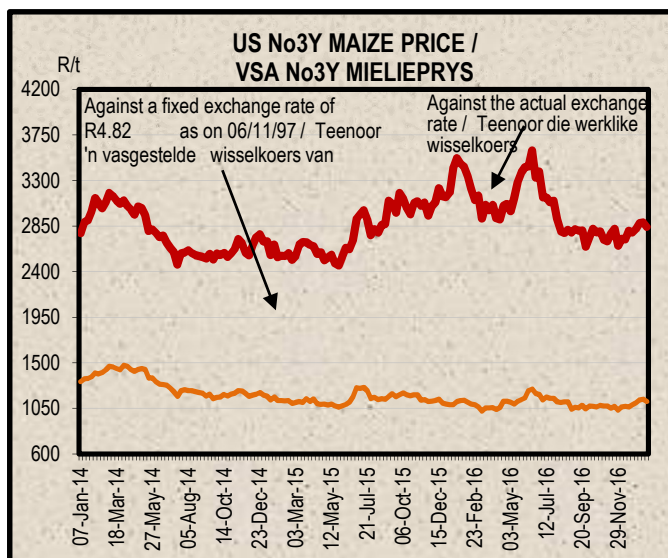
	Mielies/Maize:	Sorghum
Kaapstad / Cape Town:	122.93	n/a
Durban:	163.11	170.37

Bron / Source: Hull Blyth

e Ingesluit: Kaagelde, hantering, kaaitoetsing, agente/dokumentasie, logistiek & opnames (inspeksie van skeepsvrag) / Included: Wharfage, handling, wharf supervision, agent/documentation, logistic & survey (inspection of shipload).
Uitgesluit: Gesondheidsinspeksie-, skeepagentskapfooi, strookbetsingsfooi vir GMO, opbergingskoste asook BTW en invoerbelasting / Excluded: Health inspection fee, ship agency fee, strip testing fees for GMO, storage costs as well as VAT and import duty.
N.B: Slegs 'n aanduiding, aangesien koste van opname beding kan word / N.B: Indication only, as cost of survey can be negotiated.

f Invoertarif / Import Tariff
Mielies/Maize = Vry / Free
Sorghum = 3% op VAB / on FOB

g Neem asb. kennis dat 'n verandering in Spoornet se spoorvrag op 1 April 2016 plaasgevind het na R246.10.
Please take note that there was a change in Spoornet railage cost on 1 April 2016 to R246.10.



11. IMPORT PARITY PRICES – WINTER CEREALS (b)

11. INVOERPARITEITPARYSE - WINTERGRANE (b)

INVOERPARITEITPARYSE VAN WINTERGRANE (BTW UITGESLT)		2017/02/02		IMPORT PARITY PRICES OF WINTER CEREALS (VAT EXCL)				
ITEM	Nota/ Note	Koring/Wheat	Koring/Wheat	Koring/Wheat	Koring/Wheat	Gars/Barley	Gars/Barley	ITEM
		VSA/ USA Golf/Gulf	VSA/ USA PNW	Argentynse/ Argentine Up River	EU Duitsland/ Germany B kwaliteit/ quality	Australiese/ Australian Fremantle	Frans/ French Rouen	
		HRW	DNS	Trigo Pan		Mout/Malting	Mout/Malting	
Internasionale VAB pryse	a	\$/t	\$/t	\$/t	\$/t	\$/t	\$/t	International FOB prices
Vraggeld	b	202.00	284.00	182.00	192.00	181.00	218.00 *	Freight Rates
Assuransie (0.3% van VAB)		27.00	27.00	20.00	18.00	12.00	19.00	Insurance (0.3% of FOB)
1 KOSTE, ASSURANSIE EN VRAG (KAV) \$/T		0.61	0.85	0.55	0.58	0.54	0.65	1 COST, INSURANCE AND FREIGHT (CIF) \$/T
<i>Omskakel na R/t</i>		229.61	311.85	202.55	210.58	193.54	237.65	<i>Converted to R/t</i>
R/\$ Wisselkoers op: 2017/01/31		13.5219	13.5219	13.5219	13.5219	13.5219	13.5219	R/\$ Exchange rate on: 2017/01/31
2 KOSTE, ASSURANSIE EN VRAG (KAV) R/t		R/t	R/t	R/t	R/t	R/t	R/t	2 COST, INSURANCE AND FREIGHT (CIF) R/t
		3104.76	4216.80	2738.86	2847.44	2617.03	3213.48	
Finansieringskoste	c	26.79	36.39	23.64	24.57	22.59	27.73	Financing cost
3 KOSTE, ASSURANSIE, VRAG EN FINANSIERING R/t		3131.55	4253.19	2762.50	2872.01	2639.62	3241.21	3 COST, INSURANCE, FREIGHT AND FINANCING R/t
Afalaikoste	d, e							Discharging cost
3.1 Kaapstad (Hoofsaaklik kaaihykraan metode)		124.02	124.02	124.02	124.02	157.11	157.11	3.1 Cape Town (Mainly shore cranes method)
3.2 Durban (Hoofsaaklik suig-in-silo metode)		163.11	163.11	163.11	163.11	170.37	170.37	3.2 Durban (Mainly suction into silo method)
Invoertarif op koring	f	1591.40	1591.40	1591.40	1591.40	0.00	0.00	Import Tariff on wheat
4 VRY OP SPOOR (VOS) R/t								4 FREE ON RAIL (FOR) R/t
4.1 Kaapstadhawe		4846.97	5968.61	4477.92	4587.43	2796.73	3398.32	4.1 Cape Town Harbour
4.2 Durbanhawe		4886.06	6007.70	4517.01	4626.52	2809.99	3411.58	4.2 Durban Harbour
Spoorvragkoste	g							Railage cost
- Kaapstad na Paarl		85.60	85.60	85.60	85.60	n/a	n/a	- Cape Town to Paarl
- Durban na Randfontein		246.10	246.10	246.10	246.10	246.10	246.10	- Durban to Randfontein
5 GELEWER:								5 DELIVERED:
- Kaapstad na Paarl R/ton		4932.57	6054.21	4563.52	4673.03	n/a	n/a	- Cape Town to Paarl R/ton
- Durban na Randfontein R/ton		5132.16	6253.80	4763.11	4872.62	3056.09	3657.68	- Durban to Randfontein R/ton

Notas/Notes: 2017/01/31

a Bron van pryse en vraggeld : IGC GMI
Source of prices and freight rates: IGC GMI

Termyn / Term	VAB/FOB US\$/tn	Vraggeld / Freight Rate: US\$/tn	Gars/Barley = US\$ + 1
Feb 2017	202.00	US (Golf / Gulf)	27.00
Feb 2017	284.00	Argentinië / Argentine (Upriver)	20.00
Feb 2017	182.00	EEC (Bordeaux Hamburg)	18.00
Feb 2017	192.00	Australië / Australia (Eastern)	11.00
Feb 2017	181.00		
Feb 2017	218.00		

b Vraggeld: bereken vir vragte van +/- 20 000 - 30 000t. / Freight rates: calculated for freights of +/- 20 000 - 30 000t.

c Finansieringskoste: 30 000t @ KAV @ primakoers vir 30 dae. Bron/Source: SARB 10.50% 2016/03/18
Financing cost: 30 000t @ CIF @ prime rate for 30 days.

d Afalaikoste / Discharging cost (R/tn):

	Koring/Wheat	Gars/Barley:
Kaapstad /		
Cape Town:	124.02	157.11
Durban:	163.11	170.37

Bron / Source: Hull Blyh

e Ingesluit: Kaaiwerk, hantering, kaaitoer, agente/dokumentasie, logistiek & opnames (inspeksie van skeepsvrag).
Included: Wharfage, handling, wharf supervision, agent/documentation, logistic & survey (inspection of shipload).
Uitgesluit: Gesondheidsinspeksie, -skeepsagentskaptoer, strooktoetsingsfooi vir GMO, opebergingskoste asook BTW en invoerbelasting.
Excluded: Health inspection fee, Ship agency fee, strip testing fees for GMO, storage costs as well as VAT and import duty.
N.B: Slegs 'n aanduiding, aangesien koste van opname beding kan word / N.B: Indication only, as cost of survey can be negotiated.

f Invoertarif / Import Tariff
Koring/Wheat = R1591.40 p/ton
Gars/Barley = Vry/Free

g Neem asb. Kennis dat Spoorwet se spoorvrag op 1 April 2016 verander het soos volg:
Kaapstad na Paarl R85.60 en Durban na Randfontein R246.10.
Please take note that on 1 April 2016 Spoorwet railage cost changed as follows:
Cape Town to Paarl R85.60 and Durban to Randfontein R246.10.

* Prys laaste ontvang: 2016/09/27 / Price last received: 2016/09/27 .

12. IMPORT PARITY PRICES – OIL SEEDS (b)(e)(f)

12. INVOERPARITEITPRYSE - OLIESADE (b)(e)(f)

INVOERPARITEITPRYSE VAN OLIESADE (BTW UITGESLT)		2017-02-02							IMPORT PARITY PRICES OF OIL SEEDS (VAT EXCL)	
ITEM	Nota/ Note	Sojabone/ Soybeans	Sojabone/ Soybeans	Sojabone/ Soybeans	Sonneblom/ Sunflower	Canola	Grondbone/ Groundnuts	Grondbone/ Groundnuts	ITEM	
		VSA/ USA Golf/Gulf	Argentynse/ Argentine Up River	Brazilië/ Brazil Paranagua	EU Franse/ French Bordeaux	Kanadese/ Canadian Vancouver	Argentynse/ Argentine Raw Runners 40/50	VSA/ USA Raw Runners 40/50		
		\$/t	\$/t	\$/t	\$/t	\$/t	\$/t	\$/t		
Internasionale VAB pryse	a	393.00	392.00	398.00	425.00	416.00	1555.00 *	1565.00 *	International FOB prices	
Vraggeld	b	27.00	20.00	20.00	18.00	25.00	85.00	27.00	Freight Rates	
Assuransie (0.3% van VAB)		1.18	1.18	1.19	1.28	1.25	4.67	4.70	Insurance (0.3% of FOB)	
1 KOSTE, ASSURANSIE EN VRAG (KAV) \$/t Omskakel na R/t R/\$ Wisselkoers op: 2017/01/31		421.18	413.18	419.19	444.28	442.25	1644.67	1596.70	1 COST, INSURANCE AND FREIGHT (CIF) \$/T Converted to R/t R/\$ Exchange rate on: 2017/01/31	
2 KOSTE, ASSURANSIE EN VRAG (KAV) R/t		13.5219	13.5219	13.5219	13.5219	13.5219	13.5219	13.5219	2 COST, INSURANCE AND FREIGHT (CIF) R/t	
Finansieringskoste	c	5695.15	5586.98	5668.25	6007.51	5980.06	22239.06	21590.42	Financing cost	
3 KOSTE, ASSURANSIE, VRAG EN FINANSIERING R/t		49.15	48.22	48.92	51.85	51.61	191.93	186.33	3 COST, INSURANCE, FREIGHT AND FINANCING R/t	
Finansieringskoste		5744.30	5635.20	5717.17	6059.36	6031.67	22430.99	21776.75	Discharging cost: Durban	
Aflaakoste: Durban	d, e	170.37	170.37	170.37	268.74	170.37	579.41	579.41	Import Tariff:	
Invoertarif	f	425.13	424.05	430.54	0.00	562.51	2102.66	2116.18	4 FREE ON RAIL (FOR) R/t Durban	
4 VRY OP SPOOR (VOS) R/t Durban		6339.80	6229.62	6318.08	6328.10	6764.55	25113.06	24472.34	Railage cost	
Spoorvragkoste	g								- Durban to Randfontein	
- Durban na Randfontein		246.10	246.10	246.10	246.10	246.10	-	-	5 DELIVERED:	
5 GELEWER:									- Durban to Randfontein R/ton	
- Durban na Randfontein R/ton		6585.90	6475.72	6564.18	6574.20	7010.65	-	-		

Notas/Notes:

a Bron van pryse en vraggeld / Source of prices and freight rates : IGC (GMI), Geogalos Peanut World & Oilworld
2017/01/31

Termyn / Term	US\$/ton (VAB/FOB)	Vraggeld/Freight Rate:	US\$/ton	
Sojabone/Soybeans: VSA/USA (Golf/Gulf)	Feb 2017	393.00	US Golf / Gulf	27.00
Sojabone/Soybeans: Argentinië/Argentina (Up River)	Feb 2017	392.00	Argentinië / Argentina	20.00
Sojabone/Soybeans: Brazilië/Brazil (Paranagua)	Feb 2017	398.00	EEC (Bordeaux/Hamburg)	18.00
Sonneblom/Sunflower: EU Frankryk/France (Bordeaux)	Mrt/Mar 2017	425.00	Kanada/Canada (North Pacific)	25.00
Canola: Kanada/Canada (Vancouver)	Feb 2017	416.00	Grondbone/Groundnuts (ARG)	85.00
Grondbone/Groundnuts: Argentinië/Argentina (Raw Runner 40/50)	Jun 2017	1555.00		
Grondbone/Groundnuts: VSA/USA (Runners 40/50)	Feb 2017	1565.00		

b Vraggeld: bereken vir vragte van +/- 20 000 - 30 000t / Freight rates: calculated for freights of +/- 20 000 - 30 000t

c Finansieringskoste: 30 000t @ KAV @ primakoers vir 30 dae. Bron/Source: SARB 10.50% 2016/03/18

Financing cost: 30 000t @ CIF @ prime rate for 30 days.

d Aflaakoste / Discharging costs (R/ton):

	Sojabone/ Soybeans	Sonneblom/ Sunflower	Canola	Grondbone/ Groundnuts
Bron / Source: Hull Blyth				
Durban:	170.37	268.74	170.37	579.41

e Aflaakoste / Discharging fees:

Ingesluit: Kaaigelde, hantering, kaaioesig, agente/dokumentasie, logistiek & opnames (inspeksie van skeepsvrag) /

Included: Wharfage, handling, wharf supervision, agent/documentation, logistic & survey (inspection of shipload).

Uitgesluit: Gesondheidsinspeksie-, skeepsagentskapfooi, strookbetsingsfooi vir GMO, opbergingskoste asook BTW en invoerbelasting /

Excluded: Health inspection fee, Ship agency fee, strip testing fees for GMO, storage costs as well as VAT and import duty.

N.B: Slegs 'n aanduiding, aangesien koste van opname beding kan word / N.B: Indication only, as cost of survey can be negotiated.

f Invoertarif / Import Tariff:

Sojabone/Soybeans = 8% op VAB / on FOB

Sonneblom/Sunflower = Vry / Free

Canola = 10% op VAB / on FOB

Grondbone/Groundnuts = 10% op VAB / on FOB

g Neem asb. Kennis dat Spoornet se spoorvrag op 1 April 2016 verander het na R246.10.

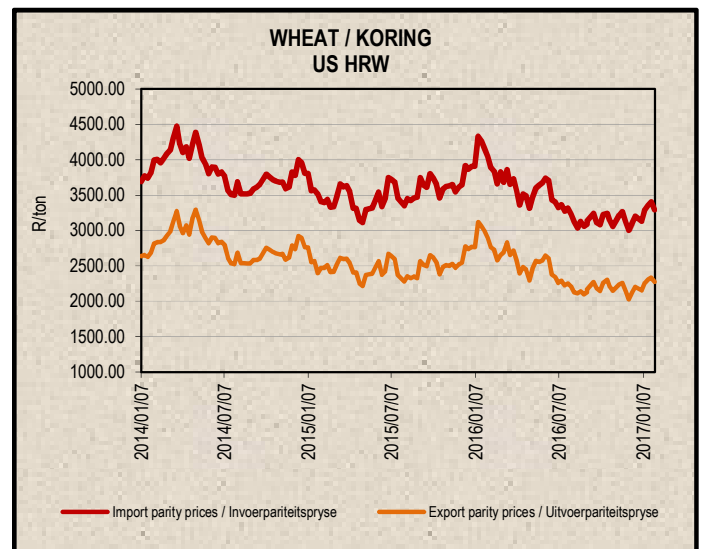
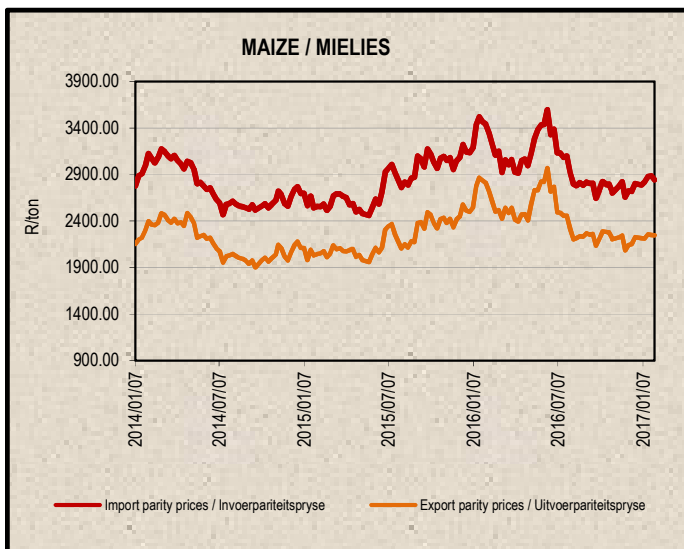
Please take note that on 1 April 2016 Spoornet railage cost changed to R246.10.

* Kwotasies is k.a.v. pryse. VAB pryse dus berekende pryse (kav minus vraggeld) / Quotes are c.i.f. prices. FOB prices are therefore calculated prices (cif minus freight rates).

13. EXPORT PARITY PRICES (b)

13. UITVOERPARITEITPRYSE (b)

INDICATIVE EXPORT PARITY PRICES				2017/02/02		AANDUIDENDE UITVOERPARITEITSPRYSE	
	US No3Y Maize/ Mielies Gulf/Golf (b)	US HRW Wheat/Koring Gulf/Golf (b)	US DNS 14% Wheat/Koring PNW (b)	Argentine Raw Runner 40/50 Groundnuts/ Grondbone (f) Jun 17	Hierdie is slegs 'n voorbeeld van hoe 'n uitvoerpariteitsprys bereken kan word - dit kan varieer volgens behoefte		
	Feb 2017	Feb 2017	Feb 2017				
This is only an example of how an export parity price can be calculated - it can vary according to need							
FOB Gulf value (\$/t)	169.00	202.00	284.00	1555.00	VAB Golfwaarde (\$/t)		
Difference in quality and locality of SA ¹ Maize: Plus US\$10 (\$/t) Groundnuts: Less 3,5% of fob value	\$10.00			96,5%	Kwaliteits- en liggingsverskil van SA ¹ Mielies: Plus VSA\$10 (\$/t) Grondbone: Min 3,5% van vab waarde		
SA fob price (\$/t)	179.00	202.00	284.00	1500.58	SA vab prys (\$/t)		
Exchange rate (1\$=): (2017/01/31)	13.5219	13.5219	13.5219	13.5219	Wisselkoers (1\$=): (2017/01/31)		
FOB Gulf value (R/t)	2420.42	2731.42	3840.22	20290.69	VAB Golfwaarde (R/t)		
Marketing costs:					Bemerkings koste:		
Financing (Prime rate 10.50% - 30 days) (R/t)	20.89	23.57	33.14	175.11	Finansieringskoste (Primakoers 10.50% - 30 dae) (R/t)		
Railage: ² Randfontein – Durban harbour	246.10	246.10	246.10	-	Spoorvrag: ² Randfontein – Durbanhawe		
Loading costs: (R/t) ³ Durban Harbour (Mainly spout method)	151.88	163.20	163.20	467.13	Oplaaikoste: (R/t) ³ Durbanhawe (Hoofsaaklik tregter metode)		
EXPORT REALISATION (R/t):					UITVOER REALISASIE (R/t):		
Randfontein	2001.55	2298.55	3397.78	19648.45	Randfontein		
<i>Difference in quality and locality of SA (As requested by the industry)</i>			1		<i>Kwaliteits- en liggingsverskil van SA (Soos deur die bedryf versoek)</i>		
<i>As from 14 June 2012, the discount/rebate will no longer be used to calculate the export parity price on US HRW and a new calculation will be added for US DNS, also without the discount/rebate.</i>					<i>Vanaf 14 Junie 2012 sal die diskonto/premie nie meer gebruik word by die berekening van die uitvoerpariteitprys van US HRW nie en 'n nuwe berekening word nou vir US DNS gedoen, ook sonder diskonto/premie.</i>		
<i>Railage costs: Please take note that on 1 April 2016 Spoornet railage cost changed to R246.10.</i>			2		<i>Spoorvrag koste: Neem asb. Kennis dat Spoornet se spoorvrag op 1 April 2016 verander het na R246.10.</i>		
<i>Loading costs, received from Hull Blyth: Included: Cargo dues, handling, wharf supervision, agency/documentation, logistics & surveys (inspection of cargo). Excluded: Ship agent fees, health & PPECB inspections, storage facility & transport costs to storage facility, VAT & duties.</i>			3		<i>Oplaaikoste, ontvang van Hull Blyth: Ingesluit: Kaaigelde, hantering, kaaitoesig, agente/dokumentasie, logistiek & opnames (inspeksie van skeepsvrag) Uitgesluit: Skeepsagentskaps-, inspeksie-, opbergings- en vervoerkoste na opbergingsfasiliteit, BTW & invoerbelasting.</i>		



14. WEATHER

For local weather, please follow the link below:
www.weathersa.co.za

14. WEER

Vir plaaslike weer, volg asseblief die onderstaande skakel:
www.weathersa.co.za

Sources /Bronne:

(a) = Safex; (b) = International Grains Council; (c) = CBOT; (d) = KCBT;
(e) = Oil World; (f) = Georgalos Peanut World.

* Formula according to ITAC (International Trade Administration Commission of South Africa)/
Formule volgens ITAC (International Trade Administration Commission of South Africa)

SAGIS

Nico Hawkins

General Manager / Hoofbestuurder

Indemnity/Vrywaring: Although everything has been done to ensure the accuracy of the information, neither SAGIS nor any of its directors or employees takes any responsibility for actions or losses that might occur as a result of the usage of this information. / Alhoewel alles gedoen is om te verseker dat die inligting korrek is, aanvaar nie SAGIS of enige van sy direkteure of werknemers verantwoordelikheid vir enige aksies of verliese as gevolg van die inligting wat gebruik is nie.