

**SAGIS WEEKLY BULLETIN / SAGIS WEEKLIKSE BULLETIN**

1. Producer Deliveries (ton):			1. Produsentelewerings (ton):	
Commodity	Latest week/ Jongste week: 25 Feb - 3 Mar 2017	Total: current marketing year/ Totaal: huidige bemarkingsjaar	Total: same period previous marketing year/ Totaal: selfde periode vorige bemarkingsjaar	Kommoditeit
White maize	7 698	3 048 310	4 520 223	Witmielies
Yellow maize	4 855	3 611 155	4 536 098	Geelmielies
Total: maize	12 553	6 659 465	9 056 321	Totaal: mielies
Wheat	4 114	1 798 960	1 339 099	Koring

2. Imports (ton):			2. Invoere (ton):	
2.1 Imports for RSA			2.1 Invoere vir RSA	
Commodity	Latest week/ Jongste week: 25 Feb - 3 Mar 2017	Total: current marketing year/ Totaal: huidige bemarkingsjaar	Total: same period previous marketing year/ Totaal: selfde periode vorige bemarkingsjaar	Kommoditeit
White maize	0	661 149	72 531	Witmielies
Yellow maize	62 095	1 372 488	1 174 352	Geelmielies
Maize Total	62 095	2 033 637	1 246 883	Mielies Totaal
Wheat	70 253	366 477	915 828	Koring

**Origin of imports / Oorsprong van invoere**

White maize/Witmielies	Yellow maize/Geelmielies	Wheat/Koring
Mexico	Argentina	Argentina
USA	Brazil	Canada
	Romania	Czech Republic
	Ukraine	Germany
		Poland
		Romania
		Russia
		USA

**2.2 Imports for other countries**

**2.2 Invoere vir ander lande**

White maize	0	209 289	0	Witmielies
Yellow maize	0	10 234	4 732	Geelmielies
Maize Total	0	219 523	4 732	Mielies Totaal
Wheat	0	86 997	115 343	Koring

**Origin of imports / Oorsprong van invoere**

White maize/Witmielies	Yellow maize/Geelmielies	Wheat/Koring
Mexico	Argentina	Argentina
USA	Romania	Canada
		Germany
		Poland
		Russia
		USA

**3. Exports (ton):**

**3.1 RSA Exports**

**3. Uitvoere (ton):**

**3.1 RSA Uitvoere**

Commodity	Latest week/ Jongste week: 25 Feb - 3 Mar 2017	Total: current marketing year/ Totaal: huidige bemarkingsjaar	Total: same period previous marketing year/ Totaal: selfde periode vorige bemarkingsjaar	Kommoditeit
White maize	11 269	417 354	376 282	Witmielies
Yellow maize	4 281	257 057	186 761	Geelmielies
Maize Total	15 550	674 411	563 043	Mielies Totaal
Wheat	1 334	41 079	25 799	Koring

**Destination of exports / Bestemming van uitvoere**

White maize/Witmielies	Yellow maize/Geelmielies	Wheat/Koring
Botswana	Botswana	Botswana
Lesotho	Korea	Lesotho
Malawi	Lesotho	Mozambique
Mozambique	Mozambique	Namibia
Namibia	Namibia	Swaziland
Swaziland	Swaziland	Zimbabwe
Zimbabwe	Zambia	
	Zimbabwe	

**3.2 Imports for Exports**

**3.2 Invoere vir Uitvoere**

Commodity	Latest week/ Jongste week: 25 Feb - 3 Mar 2017	Total: current marketing year/ Totaal: huidige bemarkingsjaar	Total: same period previous marketing year/ Totaal: selfde periode vorige bemarkingsjaar	Kommoditeit
White maize	10 160	179 926	0	Witmielies
Yellow maize	0	14 003	4 732	Geelmielies
Maize Total	10 160	193 929	4 732	Mielies Totaal
Wheat	2 042	94 918	112 288	Koring

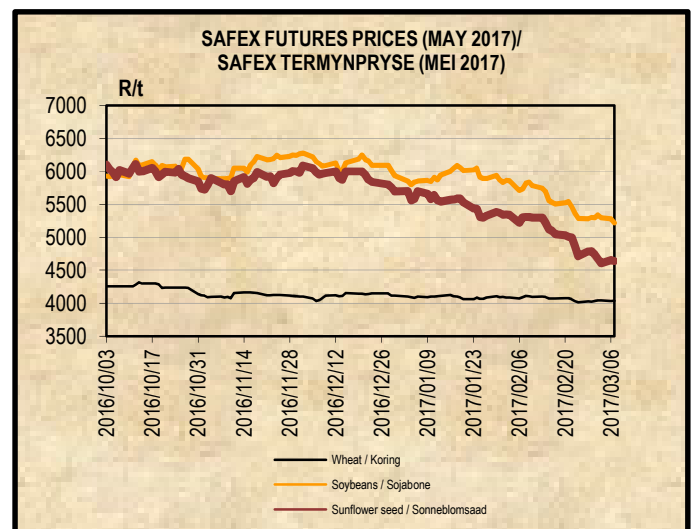
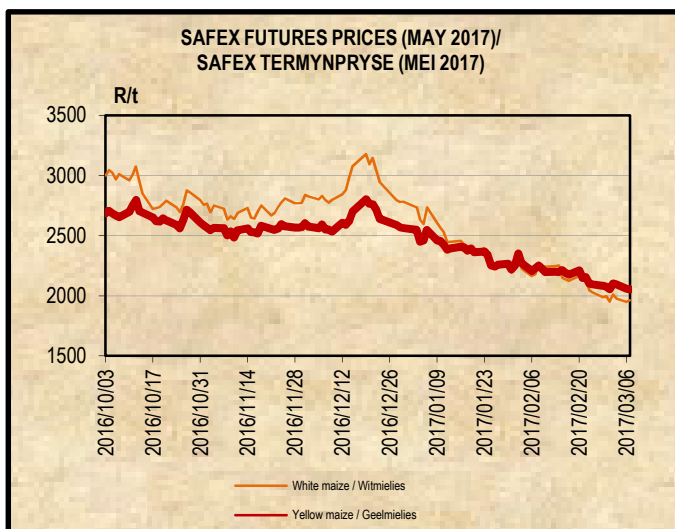
**Destination of exports / Bestemming van uitvoere**

White maize/Witmielies	Yellow maize/Geelmielies	Wheat/Koring
Lesotho	Angola	Botswana
Mozambique	Namibia	Lesotho
Swaziland	Swaziland	Swaziland
Zimbabwe	Zimbabwe	Zambia
		Zimbabwe

**4. DOMESTIC PRICES PER SAFEX (R/t)(a)**

**4. PLAASLIKE PRYSE VOLGENS SAFEX (R/t)(a)**

Commodity	Future Prices / Termynpryse (2017/03/07) R/ton					Kommoditeit
	Mar-17	May-17	Jul-17	Sep-17	Dec-17	
White maize	2228.00	1961.00	1903.00	1958.00	2027.00	Witmielies
Yellow maize	2169.00	2052.00	2020.00	2059.00	2124.00	Geelmielies
Wheat	3954.00	4036.00	4085.00	4072.00	N/A	Koring
Sunflower	4501.00	4640.00	4750.00	4875.00	5015.00	Sonneblom
Soybeans	5608.00	5217.00	5320.00	5419.00	5538.00	Sojabone
Sorghum	3300.00	2990.00	3075.00	3160.00	3285.00	Sorghum



**5. IMPORT TARIFF ON MAIZE (b)\***
**5. INVOERTARIEF OP MIELIES (b)\***

Derived US No2Y Yellow Maize fob (Gulf) (b)	2017-03-01	2017-03-02	2017-03-03	2017-03-06	2017-03-07	Afgeleide VSA No2Y Geelmielies vab (Golf) (b)
RSA Initial Reference Price	<b>\$110.00</b>					RSA Oorspronklike Verwysingsprys
Base price (\$/t)	117.65	117.65	117.65	117.65	117.65	Basisprys (\$/t)
Daily price (\$/t) (IGC)	172.60	171.60	172.60	170.60	171.60	Daaglikse prys (\$/t) (IGC)
Average of 21 days (\$/t)	171.12	171.08	171.17	171.17	171.27	Gemiddeld van 21 dae (\$/t)
Deviation from base price (\$/t)	-53.47	-53.43	-53.52	-53.52	-53.62	Afwyking van basisprys (\$/t)
Duty on maize (\$/t)	-61.12	-61.08	-61.17	-61.17	-61.27	Reg op mielies (\$/t)
Duty on maize (R/t)	-806.39	-804.61	-805.14	-803.88	-804.23	Reg op mielies (R/t)
R/\$ Exchange rate (average of 21 days)	13.1936	13.1730	13.1623	13.1418	13.1259	R/\$ Wisselkoers (gemiddeld van 21 dae)
<b>Tariff Gazetted 2006/12/08</b>	<b>R0.00/t</b>					<b>Tarief gepubliseer 2006/12/08</b>

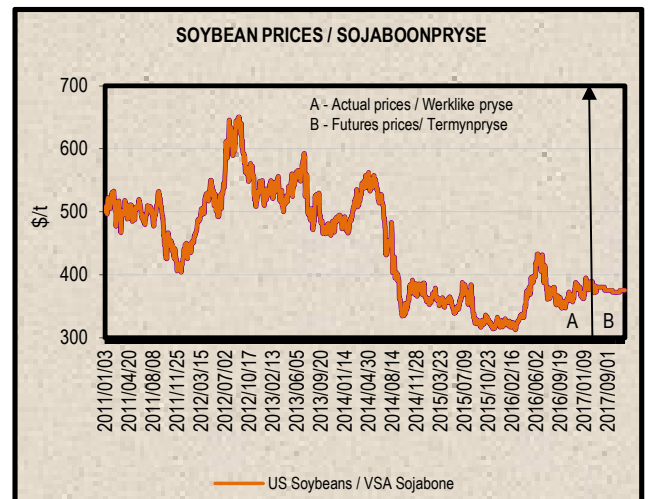
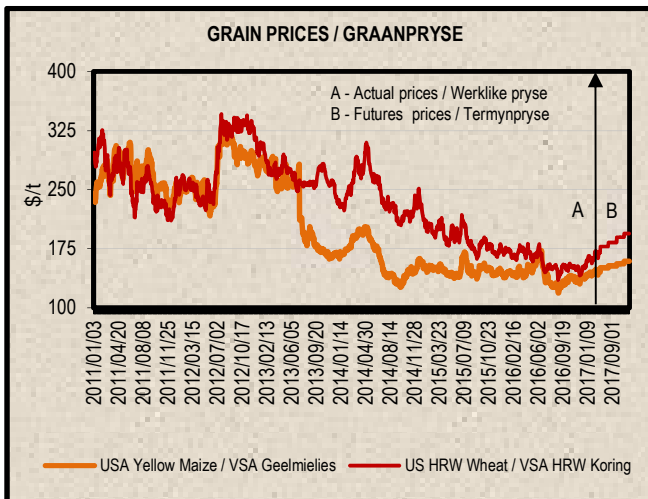
**6. IMPORT TARIFF ON WHEAT (b)\***
**6. INVOERTARIEF OP KORING (b)\***

US No2 HRW fob (Gulf)	2017/02/07	2017/02/14	2017/02/21	2017/02/28	2017/03/07	VSA No2 HRW vab (Golf)
RSA Initial Reference Price						RSA Oorspronklike Verwysingsprys
Base price (\$/t)	193.33	205.33	205.33	205.33	205.33	Basis prys (\$/t)
Weekly price (\$/t) (IGC)	206.00	217.00	211.00	206.00	207.00	Weeklikse prys (\$/t) (IGC)
3 Weeks moving average (\$/t)	205.33	208.33	211.33	211.33	208.00	3 Weke skuiwende gemiddeld (\$/t)
Number of weeks that the deviation is more than \$10	3					Aantal weke wat die afwyking meer as \$10 is
Deviation from base price (\$/t)	-12.00	-3.00	-6.00	-6.00	-2.67	Afwyking van basisprys (\$/t)
Calculated Duty on wheat (\$/t)	88.67	85.67	82.67	82.67	86.00	Berekende Reg op koring (\$/t)
Calculated Duty on wheat (R/t)	1190.19	1133.43	1084.52	1075.88	1114.64	Berekende Reg op koring (R/t)
R/\$ Exchange rate	13.4227	13.2302	13.1186	13.0141	12.9609	R/\$ Wisselkoers
<b>Tariff Gazetted 2016/08/22 (R/t)</b>	<b>R 1 591.40</b>					<b>Tarief gepubliseer 2016/08/22 (R/t)</b>

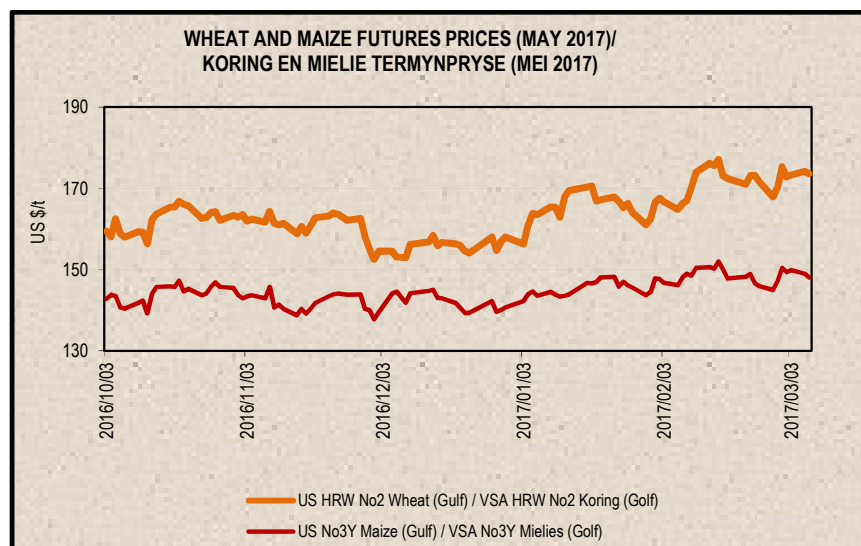
7. PRICES – INTERNATIONAL (US\$/t)

7. PRYSE - INTERNASIONAAL (VSA\$/t)

FOB (US\$/t)	Export Quotations/ Uitvoerkwotasie (b)(e)(f)				VAB (VSA\$/t)
	2017/03/07	2017/02/28	2017/02/21	2017/02/14	
US No 2 HRW Wheat (Gulf)	207.00	206.00	211.00	217.00	VSA No 2 HRW Koring (Golf)
US DNS Wheat 14% PNW	275.00	266.00	269.00	291.00	VSA DNS Koring 14% PNW
Argentine Wheat (Up River)	192.00	188.00	188.00	184.00	Argentynse Koring (Up River)
EC (France) Wheat (grade 1)	193.00	191.00	190.00	192.00	EU (Frankryk) Koring (graad 1)
EC (Germany) B Quality Wheat	194.00	194.00	191.00	192.00	EU (Duitsland) B Kwaliteit Koring
Black Sea Milling Wheat	194.00	194.00	192.00	191.00	Swart See Maalkoring
US No 3Y Maize (Gulf)	169.00	168.00	168.00	172.00	VSA No3Y Mielies (Golf)
Argentine Maize (Up River)	167.00	167.00	183.00	185.00	Argentynse Mielies (Up River)
US Sorghum (Gulf)	168.00	164.00	165.00	167.00	VSA Sorghum (Golf)
Argentine Sorghum (Up River)	163.00	163.00	167.00	167.00	Argentynse Sorghum (Up River)
US Soybeans (Gulf)	388.00	398.00	400.00	406.00	VSA Sojabone (Gulf)
Argentine Soybeans (Up River)	386.00	392.00	393.00	398.00	Argentynse Sojabone (Up River)
Canadian Canola	421.00	423.00	420.00	425.00	Kanadese Canola
Argentine Groundnuts Runners 40/50	1531.00	1531.00	1571.00	1565.00	Argentynse Grondbone 40/50 Runners
US Groundnuts Runners 40/50 shelled	1581.00	1581.00	1581.00	1565.00	VSA Grondbone 40/50 Runners uitgedop
Australian Malting Barley (South. Cross Malt)	172.00	179.00	180.00	181.00	Australiese Moutgars (South. Cross Malt)



Futures prices (US\$/t) / Termynpryse (VSA\$/t) (c)(d) (2017/03/07)							
Commodity	Mar-17	May-17	Jul-17	Sep-17	Dec-17	Mar-18	Kommoditeit
US No3 Yellow maize	145.43	148.02	150.86	153.30	155.90	159.13	VSA No3 Geelmielies
US No2 HRW wheat	170.20	173.58	177.98	182.98	189.67	194.15	VSA No2 HRW koring
US Soybeans	372.80	376.70	380.15	375.52	n/a	375.30	VSA Sojabone



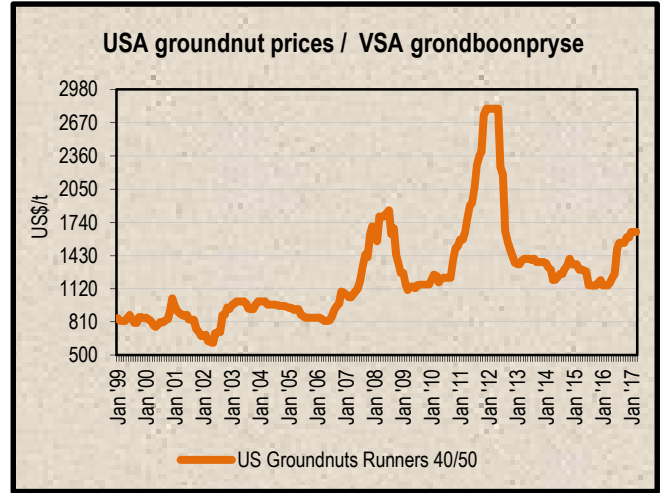
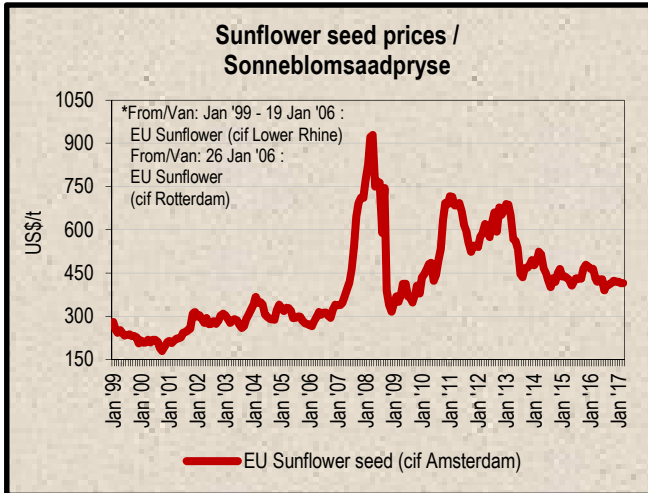
**8. LOWEST REPRESENTATIVE ASKING PRICES**  
(US\$/t)(e)(f)(Prices of previous week)

**8. LAAGSTE VERTEENWOORDIGENDE PRYSE GEVRA**  
(Pryse van vorige week)(VSA\$/t)(e)(f)

US\$/t	2017/03/02	2017/02/23	Change/ Verandering	VSA\$/t
Soybeans, Brazil, c.i.f. Rotterdam	425	420	1.2%	Sojabone, Brasilië, k.a.v. Rotterdam
Soybeans, USA, c.i.f. Rotterdam	426	419	1.7%	Sojabone, VSA, k.a.v. Rotterdam
Groundnuts, USA Runners 40/50*	1650	1650	0.0%	Grondbone, VSA Runners 40/50*
Groundnuts, Argentine Runners 40/50*	1600	1600	0.0%	Grondbone, Argentynse Runners 40/50*
Groundnut-oil, c.i.f. Rotterdam	1570	1550	1.3%	Grondboon-olie, k.a.v. Rotterdam
Sunflower seed, EU c.i.f. Amsterdam	415	415	0.0%	Sonneblomsaad, EU k.a.v. Amsterdam
Sunflower-oil, EU (fob) N.W. Europe	795	795	0.0%	Sonneblom-olie, EU (vab) N.W. Eur.
Rapeseed, Europe, 00, c.i.f. Hamburg	447	442	1.1%	Raapsaad, Europa, 00, k.a.v. Hamburg

\* Shelled, c.i.f. Rotterdam

\* Uitgedop k a v Rotterdam



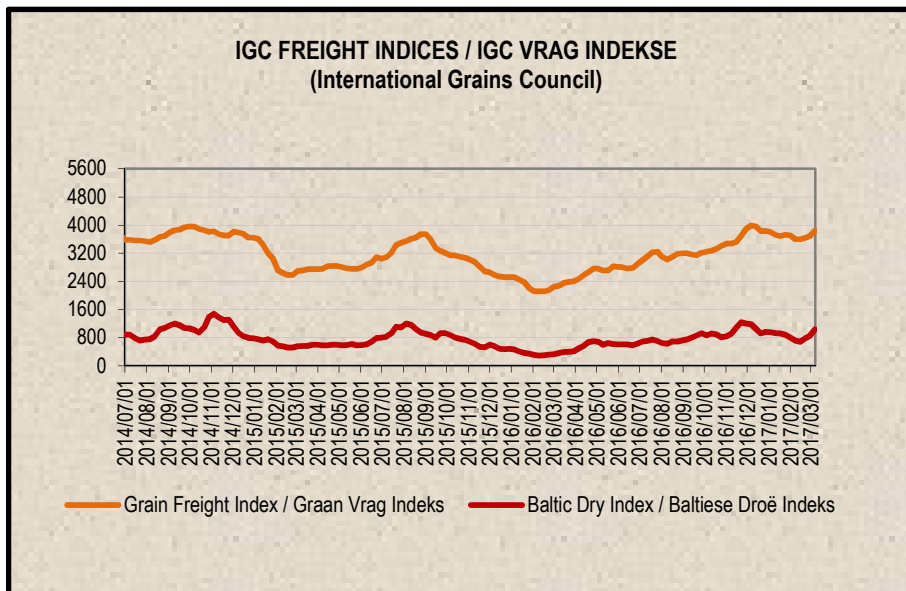
**9. IGC FREIGHT INDICES (b)**

**9. IGC VRAG INDEKSE (b)**

IGC FREIGHT INDICES / IGC VRAG INDEKSE							
	2017/01/31	2017/02/07	2017/02/14	2017/02/21	2017/02/28	2017/03/07	
Grain Freight Index*	3706	3599	3599	3638	3686	3842	Graan Vrag Indeks*
Baltic Dry Index	800	714	685	778	859	1033	Baltiese Droë Indeks

\* IGC Grain Freight Index represents 15 major grain routes, including five from the United States of America, and two each from other main exporting nations (including Argentina, Black Sea, Europe and Canada); with base an average of the four weeks ending 11 May 2005 = 6000. The updated indices will be available on Thursdays on SAGIS' website.

\* IGC Graan Vrag Indeks verteenwoordig 15 hoof graanroetes, insluitende vyf vanaf die Verenigde State van Amerika, en twee elk van ander hoof uitvoermasies (insluitende Argentinië, Swart See, Europa en Kanada); met basis 'n gemiddeld van die vier weke geëindig 11 Mei 2005 = 6000. Die opgedateerde indekse sal Donderdae op SAGIS se webwerf beskikbaar.



10. IMPORT PARITY PRICES – SUMMER GRAINS (b)

10. INVOERPARITEITPRYSE - SOMERGRANE (b)

INVOERPARITEITPRYSE VAN SOMERGRANE (BTW UITGESLT)			2017/03/09			IMPORT PARITY PRICES OF SUMMER GRAINS (VAT EXCL)		
ITEM	Nota/ Note	Mielies/Maize	Mielies/Maize	Sorghum	Sorghum	Sorghum	ITEM	
		VSA/ USA Golf/Gulf (no.3Y) \$/t	Argentynse/ Argentine Up River \$/t	VSA/ USA Golf/Gulf \$/t	Argentynse/ Argentine Up River \$/t	Australiese/ Australian Brisbane \$/t		
Internasionale VAB pryse	a	169.00	167.00	168.00	163.00	236.00	International FOB prices	
Vraggeld	b	29.00	23.00	29.00	23.00	13.00	Freight Rates	
Assuransie (0.3% van VAB)		0.51	0.50	0.50	0.49	0.71	Insurance (0.3% of FOB)	
1 KOSTE, ASSURANSIE EN VRAG (KAV) \$/T		198.51	190.50	197.50	186.49	249.71	1 COST, INSURANCE AND FREIGHT (CIF) \$/T	
R/\$ Wisselkoers op: 2017/03/07		12.9609	12.9609	12.9609	12.9609	12.9609	Converted to R/t	
2 KOSTE, ASSURANSIE EN VRAG (KAV) R/t		2572.87	2469.05	2559.78	2417.08	3236.47	2 COST, INSURANCE AND FREIGHT (CIF) R/t	
Finansieringskoste	c	22.20	21.31	22.09	20.86	27.93	Financing cost	
3 KOSTE, ASSURANSIE, VRAG EN FINANSIERING R/t		2595.07	2490.36	2581.87	2437.94	3264.40	3 COST, INSURANCE, FREIGHT AND FINANCING R/t	
Aflaaiikoste:	d, e			146.54	146.54	146.54	Discharging cost:	
- Kaapstad		122.93	122.93	n/a	n/a	n/a	- Cape Town	
- Durban		163.11	163.11	170.37	170.37	170.37	- Durban	
Invoertarif	f	0.00	0.00	65.32	63.38	91.76	Import Tariff	
4 VRY OP SPOOR (VOS) R/t							4 FREE ON RAIL (FOR) R/t	
- Kaapstad		2718.00	2613.29	n/a	n/a	n/a	- Cape Town	
- Durban		2758.18	2653.47	2793.73	2647.86	3502.70	- Durban	
Spoorvragkoste	g						Railage cost	
- Durban na Randfontein		246.10	246.10	246.10	246.10	246.10	- Durban to Randfontein	
<b>5 GELEWER:</b>							<b>5 DELIVERED:</b>	
- Durban na Randfontein R/t		<b>3004.28</b>	<b>2899.57</b>	<b>3039.83</b>	<b>2893.96</b>	<b>3748.80</b>	- Durban to Randfontein R/t	

Notas/Notes:

a Bron van pryse en vraggeld : IGC GMI  
Source of prices and freight rates: IGC GMI

2017/03/07

Termyn / Term	US\$/ton (VAB/FOB)	Vraggeld/Freight Rate:	US\$/ton
Mrt/Mar 2017	169.00	US Golf / Gulf	29.00
Mrt/Mar 2017	167.00	Argentinië / Argentina	23.00
Apr 2017	168.00	Australië/Australia	13.00
Apr 2017	163.00		
Mrt/Mar 2017	236.00		

b Vraggeld: bereken vir vragte van +/- 20 000 - 30 000t / Freight rates: calculated for freights of +/- 20 000 - 30 000t

c Finansieringskoste: 30 000t @ KAV @ primakoers vir 30 dae. Bron/Source: SARB 10.50% 2016/03/18  
Financing cost: 30 000t @ CIF @ prime rate for 30 days.

d Aflaaiikoste / Discharging costs (R/ton):

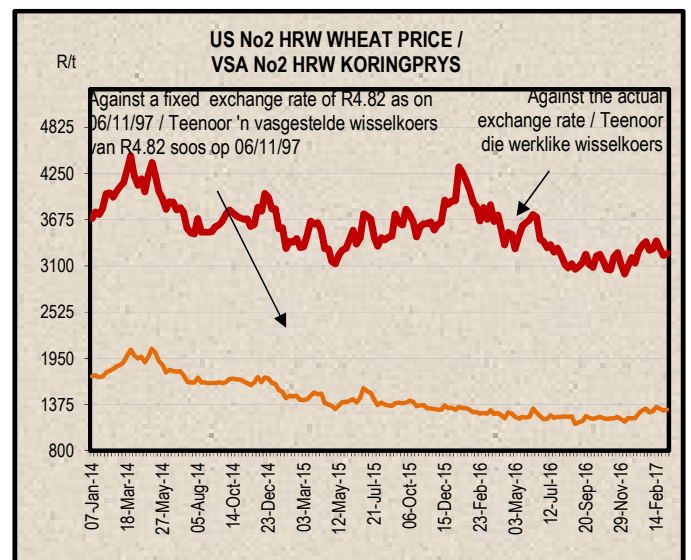
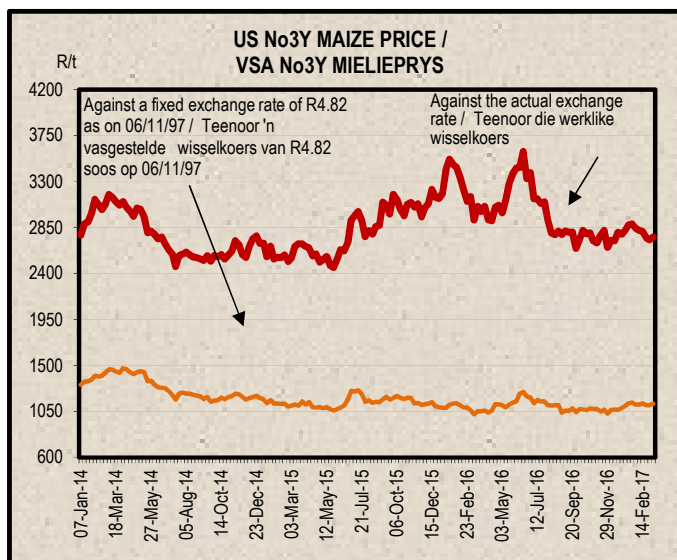
	Mielies/Maize:	Sorghum
Kaapstad / Cape Town:	122.93	n/a
Durban:	163.11	170.37

Bron / Source: Hull Blyth

e Ingesluit: Kaai gelde, hantering, kaaibesig, agente/dokumentasie, logistiek & opnames (inspeksie van skeepsvrag) / Included: Wharfage, handling, wharf supervision, agent/documentation, logistic & survey (inspection of shipload).  
Uitgesluit: Gesondheidsinspeksie-, skeepsagentskapfooi, strookbeltingsfooi vir GMO, obergangskoste asook BTW en invoerbelasting / Excluded: Health inspection fee, Ship agency fee, strip testing fees for GMO, storage costs as well as VAT and import duty.  
N.B: Slegs 'n aanduiding, aangesien koste van opname beding kan word / N.B: Indication only, as cost of survey can be negotiated.

f Invoertarif / Import Tariff  
Mielies/Maize = Vry / Free  
Sorghum = 3% op VAB / on FOB

g Neem asb. kennis dat 'n verandering in Spoornet se spoorvrag op 1 April 2016 plaasgevind het na R246.10.  
Please take note that there was a change in Spoornet railage cost on 1 April 2016 to R246.10.



11. IMPORT PARITY PRICES – WINTER CEREALS (b)

11. INVOERPARITEITPARYSE - WINTERGRANE (b)

INVOERPARITEITPARYSE VAN WINTERGRANE (BTW UITGESLT)		2017/03/09						IMPORT PARITY PRICES OF WINTER CEREALS (VAT EXCL)	
ITEM	Nota/ Note	Koring/Wheat	Koring/Wheat	Koring/Wheat	Koring/Wheat	Gars/Barley	Gars/Barley	ITEM	
		VSA/ USA Golf/Gulf	VSA/ USA PNW	Argentynse/ Argentine Up River	EU Duitsland/ Germany B kwaliteit/ quality	Australiese/ Australian Fremantle	Frans/ French Rouen		
		HRW	DNS	Trigo Pan		Mout/Malting	Mout/Malting		
		\$/t	\$/t	\$/t	\$/t	\$/t	\$/t		
Internasionale VAB pryse	a	207.00	275.00	192.00	194.00	177.00	211.00 *	International FOB prices	
Vraggeld	b	29.00	29.00	23.00	16.00	14.00	17.00	Freight Rates	
Assuransie (0.3% van VAB)		0.62	0.83	0.58	0.58	0.53	0.63	Insurance (0.3% of FOB)	
1 KOSTE, ASSURANSIE EN VRAG (KAV) \$/T		236.62	304.83	215.58	210.58	191.53	228.63	1 COST, INSURANCE AND FREIGHT (CIF) \$/T	
<i>Omskakel na R/t</i>								<i>Converted to R/t</i>	
R/\$ Wisselkoers op: 2017/03/07		12.9609	12.9609	12.9609	12.9609	12.9609	12.9609	R/\$ Exchange rate on: 2017/03/07	
2 KOSTE, ASSURANSIE EN VRAG (KAV) R/t		3066.81	3950.87	2794.11	2729.31	2482.40	2963.25	2 COST, INSURANCE AND FREIGHT (CIF) R/t	
Finansieringskoste	c	26.47	34.10	24.11	23.55	21.42	25.57	Financing cost	
3 KOSTE, ASSURANSIE, VRAG EN FINANSIERING R/t		3093.28	3984.97	2818.22	2752.86	2503.82	2988.82	3 COST, INSURANCE, FREIGHT AND FINANCING R/t	
Aflaaiikoste	d, e							Discharging cost	
3.1 Kaapstad (Hoofsaaklik kaaihykraan metode)		124.02	124.02	124.02	124.02	157.11	157.11	3.1 Cape Town (Mainly shore cranes method)	
3.2 Durban (Hoofsaaklik suig-in-silo metode)		163.11	163.11	163.11	163.11	170.37	170.37	3.2 Durban (Mainly suction into silo method)	
Invoertarif op koring	f	1591.40	1591.40	1591.40	1591.40	0.00	0.00	Import Tariff on wheat	
4 VRY OP SPOOR (VOS) R/t								4 FREE ON RAIL (FOR) R/t	
4.1 Kaapstadhawe		4808.70	5700.39	4533.64	4468.28	2660.93	3145.93	4.1 Cape Town Harbour	
4.2 Durbanhawe		4847.79	5739.48	4572.73	4507.37	2674.19	3159.19	4.2 Durban Harbour	
Spoornragkoste	g							Railage cost	
- Kaapstad na Paarl		85.60	85.60	85.60	85.60	n/a	n/a	- Cape Town to Paarl	
- Durban na Randfontein		246.10	246.10	246.10	246.10	246.10	246.10	- Durban to Randfontein	
<b>5 GELEWER:</b>								<b>5 DELIVERED:</b>	
- Kaapstad na Paarl R/ton		4894.30	5785.99	4619.24	4553.88	n/a	n/a	- Cape Town to Paarl R/ton	
- Durban na Randfontein R/ton		5093.89	5985.58	4818.83	4753.47	2920.29	3405.29	- Durban to Randfontein R/ton	

Notas/Notes: 2017/03/07

a Bron van pryse en vraggeld : IGC GMI  
Source of prices and freight rates: IGC GMI

Termyn / Term	VAB/FOB US\$/tn	Vraggeld / Freight Rate: US\$/tn	Gars/Barley = US\$ + 1
Mrt/Mar 2017	207.00	US (Golf / Gulf)	29.00
Mrt/Mar 2017	275.00	Argentinië / Argentine (Upriver)	23.00
Mrt/Mar 2017	192.00	EEC (Bordeaux Hamburg)	16.00
Mrt/Mar 2017	194.00	Australië / Australia (Eastern)	13.00
Mrt/Mar 2017	177.00		
Mrt/Mar 2017	211.00		

b Vraggeld: bereken vir vragte van +/- 20 000 - 30 000t / Freight rates: calculated for freights of +/- 20 000 - 30 000t

c Finansieringskoste: 30 000t @ KAV @ primakoers vir 30 dae. Bron/Source: SARB 10.50% 2016/03/18  
Financing cost: 30 000t @ CIF @ prime rate for 30 days.

d Aflaaiikoste / Discharging cost (R/ton):

	Koring/Wheat	Gars/Barley
Kaapstad /		
Cape Town:	124.02	157.11
Durban:	163.11	170.37

Bron / Source: Hull Blyth

e Ingesluit: Kaai gelde, hantering, kaai besig, agente/dokumentasie, logistiek & opnames (inspeksie van skeepsvrag).  
Included: Wharfage, handling, wharf supervision, agent documentation, logistic & survey (inspection of shipload).  
Uitgesluit: Gesondheidsinspeksie-, skeepsaagentskapfooi, strooktoetsingsfooi vir GMO, obergangskoste asook BTW en invoerbelasting.  
Excluded: Health inspection fee, ship agency fee, strip testing fees for GMO, storage costs as well as VAT and import duty.  
N.B: Slegs 'n aanduiding, aangesien koste van opname beding kan word / N.B: Indication only, as cost of survey can be negotiated.

f Invoertarif / Import Tariff:  
Koring/Wheat = R1591.40 p/tn  
Gars/Barley = Vry/Free

g Neem asb: Kennis dat Spoornet se spoorvrag op 1 April 2016 verander het soos volg:  
Kaapstad na Paarl R85.60 en Durban na Randfontein R246.10.  
Please take note that on 1 April 2016 Spoornet railage cost changed as follows:  
Cape Town to Paarl R85.60 and Durban to Randfontein R246.10.

\* Prys laaste ontvang: 2016/09/27 / Price last received: 2016/09/27.

12. IMPORT PARITY PRICES – OIL SEEDS (b)(e)(f)

12. INVOERPARITEITPRYSE - OLIESADE (b)(e)(f)

INVOERPARITEITPRYSE VAN OLIESADE (BTW UITGESLT)		2017-03-09							IMPORT PARITY PRICES OF OIL SEEDS (VAT EXCL)	
ITEM	Nota/ Note	Sojabone/ Soybeans	Sojabone/ Soybeans	Sojabone/ Soybeans	Sonneblom/ Sunflower	Canola	Grondbone/ Groundnuts	Grondbone/ Groundnuts	ITEM	
		VSA/ USA Golf/Gulf	Argentynse/ Argentine Up River	Brazilië/ Brazil Paranagua	EU Franse/ French Bordeaux	Kanadese/ Canadian Vancouver	Argentynse/ Argentine Raw Runners 40/50	VSA/ USA Raw Runners 40/50		
		\$/t	\$/t	\$/t	\$/t	\$/t	\$/t	\$/t		
Internasionale VAB pryse	a	388.00	386.00	390.00	417.00	421.00	1531.00 *	1581.00 *	International FOB prices	
Vraggeld	b	29.00	23.00	23.00	16.00	31.00	69.00	29.00	Freight Rates	
Assuransie (0.3% van VAB)		1.16	1.16	1.17	1.25	1.26	4.59	4.74	Insurance (0.3% of FOB)	
1 KOSTE, ASSURANSIE EN VRAG (KAV) \$/T Omskakel na R/t R/\$ Wisselkoers op: 2017/03/07		418.16	410.16	414.17	434.25	453.26	1604.59	1614.74	1 COST, INSURANCE AND FREIGHT (CIF) \$/T Converted to R/t R/\$ Exchange rate on: 2017/03/07	
2 KOSTE, ASSURANSIE EN VRAG (KAV) R/t		12.9609	12.9609	12.9609	12.9609	12.9609	12.9609	12.9609	2 COST, INSURANCE AND FREIGHT (CIF) R/t	
3 KOSTE, ASSURANSIE, VRAG EN FINANSIERING R/t	c	5419.73	5316.04	5368.02	5628.27	5874.66	20796.93	20928.48	3 COST, INSURANCE, FREIGHT AND FINANCING R/t	
Finansieringskoste		46.77	45.88	46.33	48.57	50.70	179.48	180.62	Financing cost	
4 VRY OP SPOOR (VOS) R/t Durban	d, e	5466.50	5361.92	5414.35	5676.84	5925.36	20976.41	21109.10	4 FREE ON RAIL (FOR) R/t Durban	
Aflaakoste: Durban	f	170.37	170.37	170.37	268.74	170.37	579.41	579.41	Discharging cost: Durban	
Invoertarif		402.31	400.23	404.38	0.00	545.65	1984.31	2049.12	Import Tariff	
5 GELEWER: - Durban na Randfontein R/ton	g	6039.18	5932.52	5989.10	5945.58	6641.38	23540.13	23737.63	5 DELIVERED: - Durban to Randfontein R/ton	
		246.10	246.10	246.10	246.10	246.10	-	-	Railage cost - Durban to Randfontein	
		6285.28	6178.62	6235.20	6191.68	6887.48	-	-		

Notas/Notes:

a Bron van pryse en vraggeld / Source of prices and freight rates : IGC (GMI), Geogalos Peanut World & Oilworld  
2017/03/07

Termyn / Term	US\$/ton (VAB/FOB)	Vraggeld/Freight Rate:	US\$/ton	
Sojabone/Soybeans: VSA/USA (Golf/Gulf)	Mrt/Mar 2017	388.00	US Golf / Gulf	29.00
Sojabone/Soybeans: Argentinië/Argentina (Up River)	Apr 2017	386.00	Argentinië / Argentina	23.00
Sojabone/Soybeans: Brazilië/Brazil (Paranagua)	Mrt/Mar 2017	390.00	EEC (Bordeaux/Hamburg)	16.00
Sonneblom/Sunflower: EU Frankryk/France (Bordeaux)	Mrt/Mar 2017	417.00	Kanada/Canada (North Pacific)	31.00
Canola: Kanada/Canada (Vancouver)	Mrt/Mar 2017	421.00	Grondbone/Groundnuts (ARG)	69.00
Grondbone/Groundnuts: Argentinië/Argentina (Raw Runner 40/50)	Jul 2017	1531.00		
Grondbone/Groundnuts: VSA/USA (Runners 40/50)	Apr 2017	1581.00		

b Vraggeld: bereken vir vragte van +/- 20 000 - 30 000t / Freight rates: calculated for freights of +/- 20 000 - 30 000t

c Finansieringskoste: 30 000t @ KAV @ primakoers vir 30 dae. Bron/Source: SARB 10.50% 2016/03/18  
Financing cost: 30 000t @ CIF @ prime rate for 30 days.

d Aflaakoste / Discharging costs (R/ton):

	Sojabone/ Soybeans	Sonneblom/ Sunflower	Canola	Grondbone/ Groundnuts
Durban:	170.37	268.74	170.37	579.41

e Aflaakoste / Discharging fees:

Ingesluit: Kaaigelde, hantering, kaaioesig, agente/dokumentasie, logistiek & opnames (inspeksie van skeepsvrag) /  
Included: Wharfage, handling, wharf supervision, agent/documentation, logistic & survey (inspection of shipload).  
Uitgesluit: Gesondheidsinspeksie-, skeepagentskapfooi, strooktoetsingsfooi vir GMO, opbergingskoste asook BTW en invoerbelasting /  
Excluded: Health inspection fee, Ship agency fee, strip testing fees for GMO, storage costs as well as VAT and import duty.  
N.B: Slegs 'n aanduiding, aangesien koste van opname beding kan word / N.B: Indication only, as cost of survey can be negotiated.

f Invoertarif / Import Tariff:

Sojabone/Soybeans = 8% op VAB / on FOB  
Sonneblom/Sunflower = Vry / Free  
Canola = 10% op VAB / on FOB  
Grondbone/Groundnuts = 10% op VAB / on FOB

g Neem asb. Kennis dat Spoornet se spoorvrag op 1 April 2016 verander het na R246.10.  
Please take note that on 1 April 2016 Spoornet railage cost changed to R246.10.

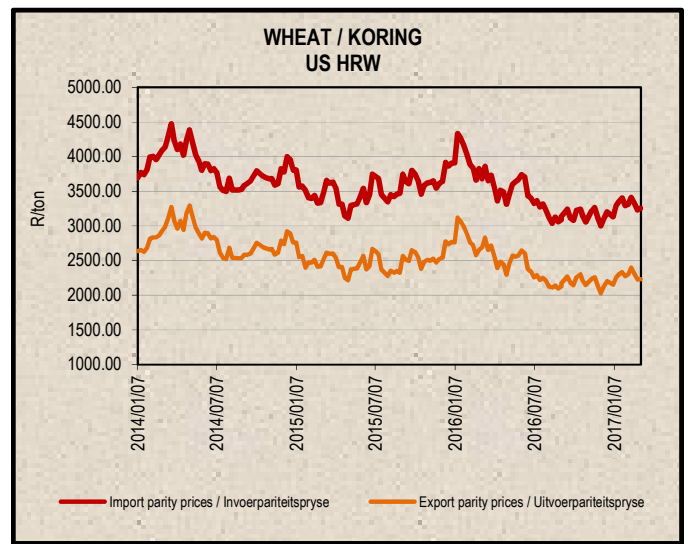
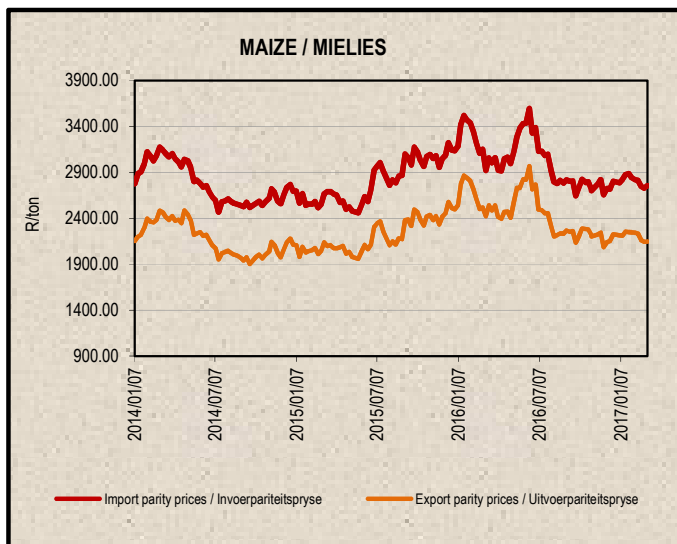
\* Kwotasies is k.a.v. pryse. VAB pryse dus berekende pryse (kav minus vraggeld) / Quotes are c.i.f. prices. FOB prices are therefore calculated prices (cif minus freight rates).



13. EXPORT PARITY PRICES (b)

13. UITVOERPARITEITSPRYSE (b)

INDICATIVE EXPORT PARITY PRICES				2017/03/09		AANDUIDENDE UITVOERPARITEITSPRYSE	
This is <b>only an example</b> of how an export parity price can be calculated - it can vary according to need	US No3Y Maize/ Mielies Gulf/Golf (b)	US HRW Wheat/Koring Gulf/Golf (b)	US DNS 14% Wheat/Koring PNW (b)	Argentine Raw Runner 40/50 Groundnuts/ Grondbone (f)	Hierdie is <b>slegs 'n voorbeeld</b> van hoe 'n uitvoerpariteitsprys bereken kan word - dit kan varieer volgens behoefte		
	Mrt/Mar 2017	Mrt/Mar 2017	Mrt/Mar 2017	Jul 17			
FOB Gulf value (\$/t)	169.00	207.00	275.00	1531.00	VAB Golfwaarde (\$/t)		
Difference in quality and locality of SA <sup>1</sup> Maize: Plus US\$10 (\$/t) Groundnuts: Less 3,5% of fob value	\$10.00			96,5%	Kwaliteits- en liggingsverskil van SA <sup>1</sup> Mielies: Plus VSA\$10 (\$/t) Grondbone: Min 3,5% van vab waarde		
SA fob price (\$/t)	179.00	207.00	275.00	1477.42	SA vab prys (\$/t)		
Exchange rate (1\$=): (2017/03/07)	12.9609	12.9609	12.9609	12.9609	Wisselkoers (1\$=): (2017/03/07)		
FOB Gulf value (R/t)	2320.00	2682.91	3564.25	19148.69	VAB Golfwaarde (R/t)		
<b>Marketing costs:</b>					<b>Bemerkings koste:</b>		
Financing (Prime rate 10.50% - 30 days) (R/t)	20.02	23.15	30.76	165.26	Finansieringskoste (Primakoers 10.50% - 30 dae) (R/t)		
Railage: <sup>2</sup> Randfontein – Durban harbour	246.10	246.10	246.10	-	Spoorvrage: <sup>2</sup> Randfontein – Durbanhawe		
Loading costs: (R/t) <sup>3</sup> Durban Harbour (Mainly spout method)	151.88	163.20	163.20	467.13	Oplaaikoste: (R/t) <sup>3</sup> Durbanhawe (Hoofsaaklik tregeter metode)		
<b>EXPORT REALISATION (R/t):</b>					<b>UITVOER REALISASIE (R/t):</b>		
<b>Randfontein</b>	<b>1902.00</b>	<b>2250.46</b>	<b>3124.19</b>	<b>18516.30</b>	<b>Randfontein</b>		
<i>Difference in quality and locality of SA (As requested by the industry)</i>				<i>Kwaliteits- en liggingsverskil van SA (Soos deur die bedryf versoek)</i>			
<i>As from 14 June 2012, the discount/rebate will no longer be used to calculate the export parity price on US HRW and a new calculation will be added for US DNS, also without the discount/rebate.</i>				<i>Vanaf 14 Junie 2012 sal die diskonto/premie nie meer gebruik word by die berekening van die uitvoerpariteitprys van US HRW nie en 'n nuwe berekening word nou vir US DNS gedoen, ook sonder diskonto/premie.</i>			
<i>Railage costs: Please take note that on 1 April 2016 Spoornet railage cost changed to R246.10.</i>				<i>Spoorvrage koste: Neem asb. Kennis dat Spoornet se spoorvrage op 1 April 2016 verander het na R246.10.</i>			
<i>Loading costs, received from Hull Blyth: Included: Cargo dues, handling, wharf supervision, agency/documentation, logistics &amp; surveys (inspection of cargo). Excluded: Ship agent fees, health &amp; PPECB inspections, storage facility &amp; transport costs to storage facility, VAT &amp; duties.</i>				<i>Oplaaikoste, ontvang van Hull Blyth: Ingesluit: Kaaigelde, hantering, kaaitoetsig, agente/dokumentasie, logistiek &amp; opnames (inspeksie van skeepsvrage) Uitgesluit: Skeepsagentskaps-, inspeksie-, opbergings- en vervoerkoste na opbergingsfasiliteit, BTW &amp; invoerbelasting.</i>			



**14. WEATHER**

For local weather, please follow the link below:  
[www.weathersa.co.za](http://www.weathersa.co.za)

**14. WEER**

Vir plaaslike weer, volg asseblief die onderstaande skakel:  
[www.weathersa.co.za](http://www.weathersa.co.za)

**15. SUNDRIES (g)****15. DIVERSE (g)**

<b>Products Data/Information</b>						
Products:	Jan 2017			Progressive:		
	Manufactured	Imported	Exported	Manufactured	Imported	Exported
White maize (tons)	324 615	1 144	4 147	2 453 896	4 682	17 727
Yellow maize (tons)	48 527	0	5 063	356 520	0	34 383
Total maize (tons)	373 142	1 144	9 210	2 810 416	4 682	52 110
Wheaten (tons)	243 717	0	212	1 063 090	0	1 840
Pan Baked (units)	176 576 278	n/a	n/a	725 499 925	n/a	n/a

**Sources /Bronne:**

(a) = Safex; (b) = International Grains Council; (c) = CBOT; (d) = KCBT;

(e) = Oil World; (f) = Geogalos Peanut World; (g) = SAGIS.

\* Formula according to ITAC (International Trade Administration Commission of South Africa)/  
 Formule volgens ITAC (International Trade Administration Commission of South Africa)

SAGIS

Nico Hawkins

General Manager / Hoofbestuurder

**Indemnity/Vrywaring:** Although everything has been done to ensure the accuracy of the information, neither SAGIS nor any of its directors or employees takes any responsibility for actions or losses that might occur as a result of the usage of this information. / Alhoewel alles gedoen is om te verseker dat die inligting korrek is, aanvaar nie SAGIS of enige van sy direkteure of werknemers verantwoordelikheid vir enige aksies of verliese as gevolg van die inligting wat gebruik is nie.