

SAGIS WEEKLY BULLETIN / SAGIS WEEKLIKSE BULLETIN

1. Producer Deliveries (ton):			1. Produsentelewerings (ton):	
Commodity	Latest week/ Jongste week: 4 - 10 Mar 2017	Total: current marketing year/ Totaal: huidige bemarkingsjaar	Total: same period previous marketing year/ Totaal: selfde periode vorige bemarkingsjaar	Kommoditeit
White maize	25 785	3 075 988	4 537 521	Witmielies
Yellow maize	10 424	3 630 497	4 548 698	Geelmielies
Total: maize	36 209	6 706 485	9 086 219	Totaal: mielies
Wheat	7 729	1 808 193	1 342 826	Koring

2. Imports (ton): 2.1 Imports for RSA			2. Invoere (ton): 2.1 Invoere vir RSA	
Commodity	Latest week/ Jongste week: 4 - 10 Mar 2017	Total: current marketing year/ Totaal: huidige bemarkingsjaar	Total: same period previous marketing year/ Totaal: selfde periode vorige bemarkingsjaar	Kommoditeit
White maize	0	658 809	72 531	Witmielies
Yellow maize	113 040	1 485 528	1 330 180	Geelmielies
Maize Total	113 040	2 144 337	1 330 180	Mielies Totaal
Wheat	33 699	396 326	935 729	Koring

Origin of imports / Oorsprong van invoere

White maize/Witmielies	Yellow maize/Geelmielies	Wheat/Koring
Mexico	Argentina	Argentina
USA	Brazil	Canada
	Romania	Czech Republic
	Ukraine	Germany
	USA	Poland
		Romania
		Russia
		USA

2.2 Imports for other countries			2.2 Invoere vir ander lande	
Commodity	Latest week/ Jongste week: 4 - 10 Mar 2017	Total: current marketing year/ Totaal: huidige bemarkingsjaar	Total: same period previous marketing year/ Totaal: selfde periode vorige bemarkingsjaar	Kommoditeit
White maize	0	211 629	0	Witmielies
Yellow maize	0	10 234	8 715	Geelmielies
Maize Total	0	221 863	8 715	Mielies Totaal
Wheat	16 025	106 872	116 598	Koring

Origin of imports / Oorsprong van invoere

White maize/Witmielies	Yellow maize/Geelmielies	Wheat/Koring
Mexico	Argentina	Argentina
USA	Romania	Canada
		Germany
		Poland
		Romania
		Russia
		USA

3. Exports (ton):

3.1 RSA Exports

Commodity	Latest week/ Jongste week: 4 - 10 Mar 2017	Total: current marketing year/ Totaal: huidige bemarkingsjaar	Total: same period previous marketing year/ Totaal: selfde periode vorige bemarkingsjaar	Kommoditeit
White maize	11 316	429 968	386 048	Witmielies
Yellow maize	4 185	261 276	190 516	Geelmielies
Maize Total	15 501	691 244	576 564	Mielies Totaal
Wheat	1 540	42 687	26 494	Koring

Destination of exports / Bestemming van uitvoere

White maize/Witmielies	Yellow maize/Geelmielies	Wheat/Koring
Botswana	Botswana	Botswana
Lesotho	Korea	Lesotho
Malawi	Lesotho	Mozambique
Mozambique	Mozambique	Namibia
Namibia	Namibia	Swaziland
Swaziland	Swaziland	Zimbabwe
Zimbabwe	Zambia	
	Zimbabwe	

3.2 Imports for Exports

Commodity	Latest week/ Jongste week: 4 - 10 Mar 2017	Total: current marketing year/ Totaal: huidige bemarkingsjaar	Total: same period previous marketing year/ Totaal: selfde periode vorige bemarkingsjaar	Kommoditeit
White maize	6 769	186 835	0	Witmielies
Yellow maize	0	14 003	8 715	Geelmielies
Maize Total	6 769	200 838	8 715	Mielies Totaal
Wheat	2 919	98 004	116 089	Koring

Destination of exports / Bestemming van uitvoere

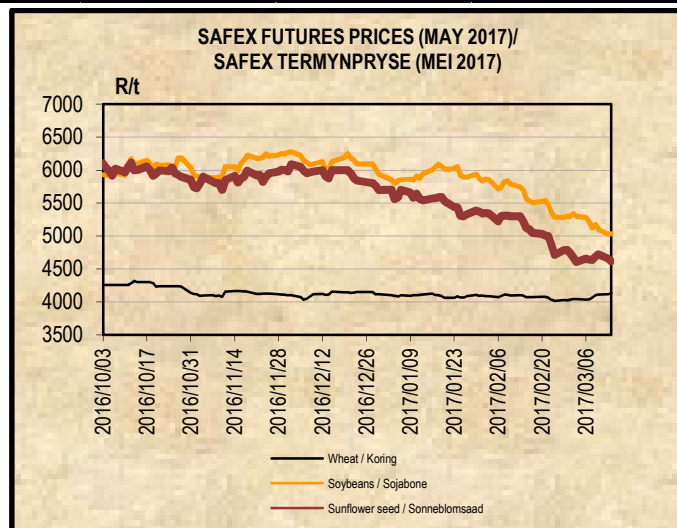
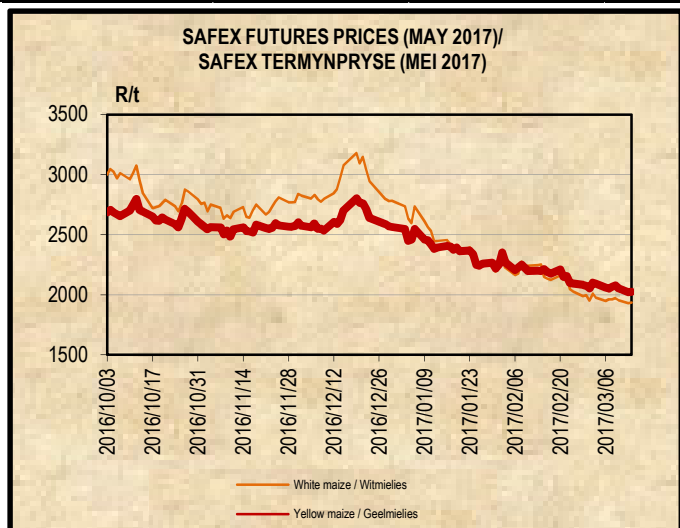
White maize/Witmielies	Yellow maize/Geelmielies	Wheat/Koring
Lesotho	Angola	Botswana
Mozambique	Namibia	Lesotho
Swaziland	Swaziland	Swaziland
Zimbabwe	Zimbabwe	Zambia
		Zimbabwe

3.2 Invoere vir Uitvoere

4. DOMESTIC PRICES PER SAFEX (R/t)(a)

4. PLAASLIKE PRYSE VOLGENS SAFEX (R/t)(a)

Commodity	Future Prices / Termynpryse (2017/03/14) R/ton					Kommoditeit
	Mar-17	May-17	Jul-17	Sep-17	Dec-17	
White maize	2157.00	1935.00	1892.00	1940.00	2012.00	Witmielies
Yellow maize	2225.00	2024.00	2002.00	2036.00	2095.00	Geelmielies
Wheat	4068.00	4136.00	4178.00	4198.00	N/A	Koring
Sunflower	4500.00	4616.00	4745.00	4877.00	4967.00	Sonneblom
Soybeans	5410.00	5035.00	5130.00	5210.00	5300.00	Sojabone
Sorghum	3300.00	2975.00	3075.00	3160.00	3285.00	Sorghum



5. IMPORT TARIFF ON MAIZE (b)*
5. INVOERTARIEF OP MIELIES (b)*

Derived US No2Y Yellow Maize fob (Gulf) (b)	2017-03-08	2017-03-09	2017-03-10	2017-03-13	2017-03-14	Afgeleide VSA No2Y Geelmielies vab (Golf) (b)
RSA Initial Reference Price	\$110.00					RSA Oorspronklike Verwysingsprys
Base price (\$/t)	117.65	117.65	117.65	117.65	117.65	Basisprys (\$/t)
Daily price (\$/t) (IGC)	166.60	163.60	163.60	161.60	161.60	Daaglikse prys (\$/t) (IGC)
Average of 21 days (\$/t)	171.03	170.60	170.22	169.65	169.03	Gemiddeld van 21 dae (\$/t)
Deviation from base price (\$/t)	-53.38	-52.95	-52.57	-52.00	-51.38	Afwyking van basisprys (\$/t)
Duty on maize (\$/t)	-61.03	-60.60	-60.22	-59.65	-59.03	Reg op mielies (\$/t)
Duty on maize (R/t)	-799.81	-793.38	-788.02	-779.82	-771.53	Reg op mielies (R/t)
R/\$ Exchange rate (average of 21 days)	13.1053	13.0921	13.0857	13.0733	13.0701	R/\$ Wisselkoers (gemiddeld van 21 dae)
Tariff Gazetted 2006/12/08	R0.00/t					Tarief gepubliseer 2006/12/08

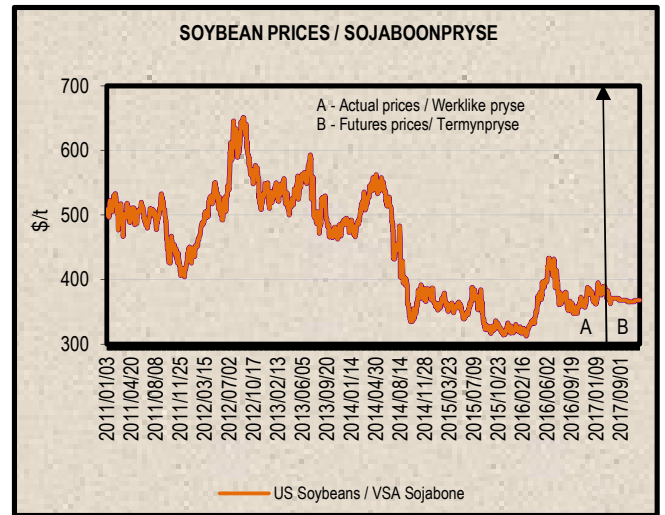
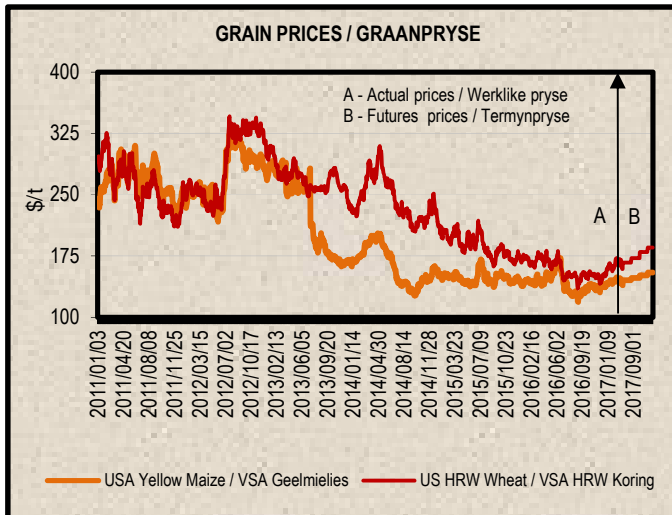
6. IMPORT TARIFF ON WHEAT (b)*
6. INVOERTARIEF OP KORING (b)*

US No2 HRW fob (Gulf)	2017/02/14	2017/02/21	2017/02/28	2017/03/07	2017/03/14	VSA No2 HRW vab (Golf)
RSA Initial Reference Price						RSA Oorspronklike Verwysingsprys
Base price (\$/t)	205.33	205.33	205.33	205.33	205.33	Basis prys (\$/t)
Weekly price (\$/t) (IGC)	217.00	211.00	206.00	207.00	201.00	Weeklikse prys (\$/t) (IGC)
3 Weeks moving average (\$/t)	208.33	211.33	211.33	208.00	204.67	3 Weke skuiwende gemiddeld (\$/t)
Number of weeks that the deviation is more than \$10						Aantal weke wat die afwyking meer as \$10 is
Deviation from base price (\$/t)	-3.00	-6.00	-6.00	-2.67	0.66	Afwyking van basisprys (\$/t)
Calculated Duty on wheat (\$/t)	85.67	82.67	82.67	86.00	89.33	Berekende Reg op koring (\$/t)
Calculated Duty on wheat (R/t)	1133.43	1084.52	1075.88	1114.64	1181.85	Berekende Reg op koring (R/t)
R/\$ Exchange rate	13.2302	13.1186	13.0141	12.9609	13.2302	R/\$ Wisselkoers
Tariff Gazetted 2016/08/22 (R/t)	R 1 591.40					Tarief gepubliseer 2016/08/22 (R/t)

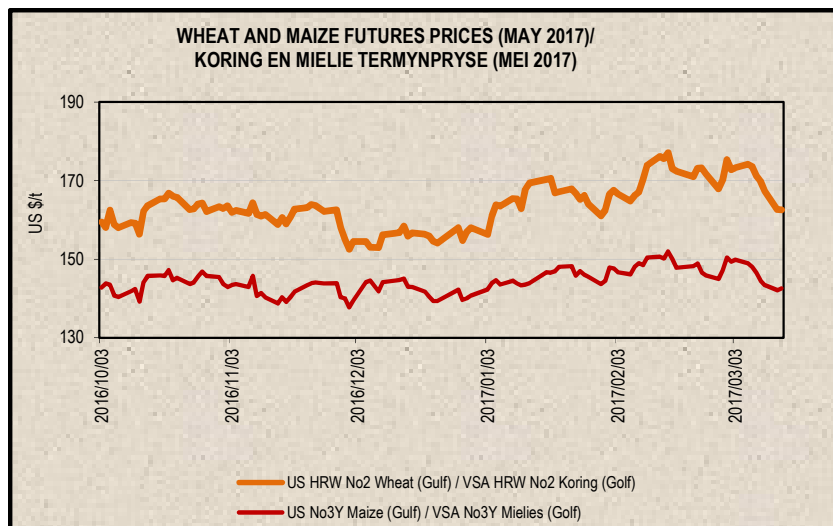
7. PRICES – INTERNATIONAL (US\$/t)

7. PRYSE - INTERNASIONAAL (VSA\$/t)

FOB (US\$/t)	Export Quotations/ Uitvoerkwotasie (b)(e)(f)				VAB (VSA\$/t)
	2017/03/14	2017/03/07	2017/02/28	2017/02/21	
US No 2 HRW Wheat (Gulf)	201.00	207.00	206.00	211.00	VSA No 2 HRW Koring (Golf)
US DNS Wheat 14% PNW	272.00	275.00	266.00	269.00	VSA DNS Koring 14% PNW
Argentine Wheat (Up River)	192.00	192.00	188.00	188.00	Argentynse Koring (Up River)
EC (France) Wheat (grade 1)	190.00	193.00	191.00	190.00	EU (Frankryk) Koring (graad 1)
EC (Germany) B Quality Wheat	193.00	194.00	194.00	191.00	EU (Duitsland) B Kwaliteit Koring
Black Sea Milling Wheat	192.00	194.00	194.00	192.00	Swart See Maalkoring
US No 3Y Maize (Gulf)	160.00	169.00	168.00	168.00	VSA No3Y Mielies (Golf)
Argentine Maize (Up River)	164.00	167.00	167.00	183.00	Argentynse Mielies (Up River)
US Sorghum (Gulf)	162.00	168.00	164.00	165.00	VSA Sorghum (Golf)
Argentine Sorghum (Up River)	161.00	163.00	163.00	167.00	Argentynse Sorghum (Up River)
US Soybeans (Gulf)	376.00	388.00	398.00	400.00	VSA Sojabone (Gulf)
Argentine Soybeans (Up River)	375.00	386.00	392.00	393.00	Argentynse Sojabone (Up River)
Canadian Canola	412.00	421.00	423.00	420.00	Kanadese Canola
Argentine Groundnuts Runners 40/50	1481.00	1531.00	1531.00	1571.00	Argentynse Grondbone 40/50 Runners
US Groundnuts Runners 40/50 shelled	1581.00	1581.00	1581.00	1581.00	VSA Grondbone 40/50 Runners uitgedop
Australian Malting Barley (South. Cross Malt)	178.00	172.00	179.00	180.00	Australiese Moutgars (South. Cross Malt)



Futures prices (US\$/t) / Termynpryse (VSA\$/t) (c)(d) (2017/03/14)							
Commodity	Mar-17	May-17	Jul-17	Sep-17	Dec-17	Mar-18	Kommoditeit
US No3 Yellow maize	139.21	142.59	145.51	148.26	151.25	154.80	VSA No3 Geelmielies
US No2 HRW wheat	159.17	162.55	166.96	172.40	179.82	185.19	VSA No2 HRW koring
US Soybeans	362.73	367.14	370.74	367.80	n/a	368.02	VSA Sojabone



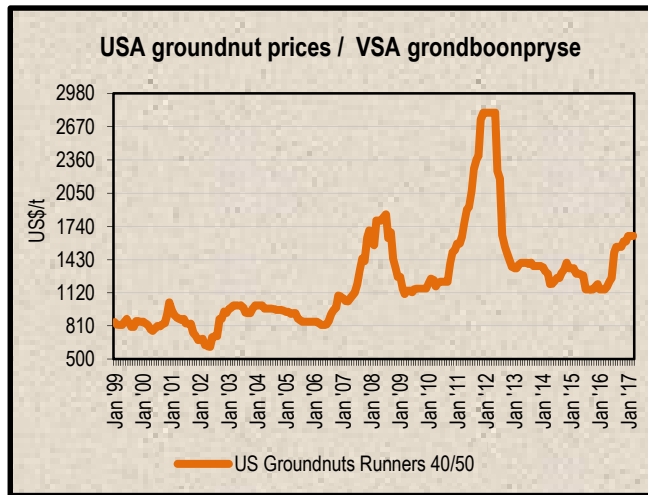
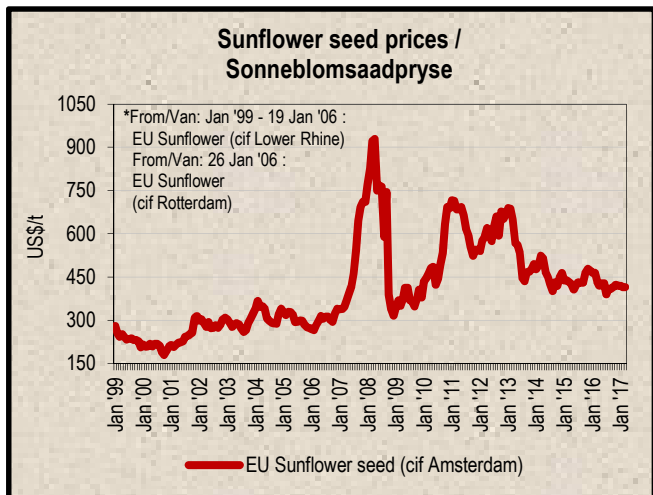
8. LOWEST REPRESENTATIVE ASKING PRICES
(US\$/t)(e)(f)(Prices of previous week)

8. LAAGSTE VERTEENWOORDIGENDE PRYSE GEVRA
(Pryse van vorige week)(VSA\$/t)(e)(f)

US\$/t	2017/03/09	2017/03/02	Change/ Verandering	VSA\$/t
Soybeans, Brazil, c.i.f. Rotterdam	413	425	-2.8%	Sojabone, Brasilië, k.a.v. Rotterdam
Soybeans, USA, c.i.f. Rotterdam	415	426	-2.6%	Sojabone, VSA, k.a.v. Rotterdam
Groundnuts, USA Runners 40/50*	1650	1650	0.0%	Grondbone, VSA Runners 40/50*
Groundnuts, Argentine Runners 40/50*	1550	1600	-3.1%	Grondbone, Argentynse Runners 40/50*
Groundnut-oil, c.i.f. Rotterdam	1590	1570	1.3%	Grondboon-olie, k.a.v. Rotterdam
Sunflower seed, EU c.i.f. Amsterdam	415	415	0.0%	Sonneblomsaad, EU k.a.v. Amsterdam
Sunflower-oil, EU (fob) N.W. Europe	780	795	-1.9%	Sonneblom-olie, EU (vab) N.W. Eur.
Rapeseed, Europe, 00, c.i.f. Hamburg	440	447	-1.6%	Raapsaad, Europa, 00, k.a.v. Hamburg

* Shelled, c.i.f. Rotterdam

* Uitgedop k a v Rotterdam



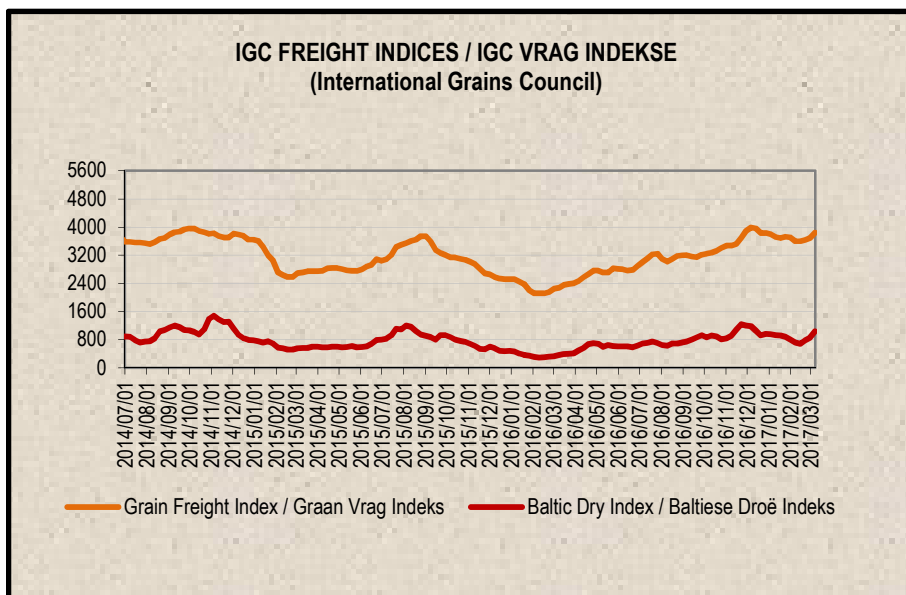
9. IGC FREIGHT INDICES (b)

9. IGC VRAG INDEKSE (b)

IGC FREIGHT INDICES / IGC VRAG INDEKSE							
	2017/01/31	2017/02/07	2017/02/14	2017/02/21	2017/02/28	2017/03/07	
Grain Freight Index*	3706	3599	3599	3638	3686	3842	Graan Vrag Indeks*
Baltic Dry Index	800	714	685	778	859	1033	Baltiese Droë Indeks

* IGC Grain Freight Index represents 15 major grain routes, including five from the United States of America, and two each from other main exporting nations (including Argentina, Black Sea, Europe and Canada); with base an average of the four weeks ending 11 May 2005 = 6000. The updated indices will be available on Thursdays on SAGIS' website.

* IGC Graan Vrag Indeks verteenwoordig 15 hoof graanroetes, insluitende vyf vanaf die Verenigde State van Amerika, en twee elk van ander hoof uitvoermasies (insluitende Argentinië, Swart See, Europa en Kanada); met basis 'n gemiddeld van die vier weke geëindig 11 Mei 2005 = 6000. Die opgedateerde indekse sal Donderdae op SAGIS se webwerf beskikbaar.



10. IMPORT PARITY PRICES – SUMMER GRAINS (b)

10. INVOERPARITEITPRYSE - SOMERGRANE (b)

INVOERPARITEITPRYSE VAN SOMERGRANE (BTW UITGESLT)			2017/03/16		IMPORT PARITY PRICES OF SUMMER GRAINS (VAT EXCL)		
ITEM	Nota/ Note	Mielies/Maize	Mielies/Maize	Sorghum	Sorghum	Sorghum	ITEM
		VSA/ USA Golf/Gulf (no.3Y)	Argentynse/ Argentine Up River	VSA/ USA Golf/Gulf	Argentynse/ Argentine Up River	Australiese/ Australian Brisbane	
		\$/t	\$/t	\$/t	\$/t	\$/t	
Internasionale VAB pryse	a	160.00	164.00	162.00	161.00	237.00	International FOB prices
Vraggeld	b	29.00	23.00	29.00	23.00	14.00	Freight Rates
Assuransie (0.3% van VAB)		0.48	0.49	0.49	0.48	0.71	Insurance (0.3% of FOB)
1 KOSTE, ASSURANSIE EN VRAG (KAV) \$/T		189.48	187.49	191.49	184.48	251.71	1 COST, INSURANCE AND FREIGHT (CIF) \$/T
R/\$ Wisselkoers op: 2017/03/14		13.2302	13.2302	13.2302	13.2302	13.2302	Converted to R/t
2 KOSTE, ASSURANSIE EN VRAG (KAV) R/t		2506.86	2480.53	2533.45	2440.71	3330.17	2 COST, INSURANCE AND FREIGHT (CIF) R/t
Finansieringskoste	c	21.63	21.41	21.86	21.06	28.74	Financing cost
3 KOSTE, ASSURANSIE, VRAG EN FINANSIERING R/t		2528.49	2501.94	2555.31	2461.77	3358.91	3 COST, INSURANCE, FREIGHT AND FINANCING R/t
Aflaaiikoste:	d, e			146.54	146.54	146.54	Discharging cost:
- Kaapstad		122.93	122.93	n/a	n/a	n/a	- Cape Town
- Durban		163.11	163.11	170.37	170.37	170.37	- Durban
Invoertarif	f	0.00	0.00	64.30	63.90	94.07	Import Tariff
4 VRY OP SPOOR (VOS) R/t							4 FREE ON RAIL (FOR) R/t
- Kaapstad		2651.42	2624.87	n/a	n/a	n/a	- Cape Town
- Durban		2691.60	2665.05	2766.15	2672.21	3599.52	- Durban
Spoorvragkoste	g						Railage cost
- Durban na Randfontein		246.10	246.10	246.10	246.10	246.10	- Durban to Randfontein
5 GELEWER:							5 DELIVERED:
- Durban na Randfontein R/ton		2937.70	2911.15	3012.25	2918.31	3845.62	- Durban to Randfontein R/ton

Notas/Notes:

a Bron van pryse en vraggeld : IGC GM
Source of prices and freight rates: IGC GM

2017/03/14

Termyn / Term	US\$/ton (VAB/FOB)	Vraggeld/Freight Rate:	US\$/ton
Mri/Mar 2017	160.00	US Golf / Gulf	29.00
Mri/Mar 2017	164.00	Argentinië / Argentina	23.00
Apr 2017	162.00	Australië/Australia	14.00
Apr 2017	161.00		
Mri/Mar 2017	237.00		

b Vraggeld: bereken vir vragte van +/- 20 000 - 30 000t / Freight rates: calculated for freights of +/- 20 000 - 30 000t

c Finansieringskoste: 30 000t @ KAV @ primakoers vir 30 dae. Bron/Source: SARB 10.50% 2016/03/18
Financing cost: 30 000t @ CIF @ prime rate for 30 days.

d Aflaaiikoste / Discharging costs (R/ton):

	Mielies/Maize:	Sorghum
Kaapstad / Cape Town:	122.93	n/a
Durban:	163.11	170.37

Bron / Source: Hull Blyth

e Ingesluit: Kaai gelde, hantering, kaaibesig, agente/dokumentasie, logistiek & opnames (inspeksie van skeepsvrag) / Included: Wharfage, handling, wharf supervision, agent/documentation, logistic & survey (inspection of shipload).

Uitgesluit: Gesondheidsinspeksie-, skeepagentskapfooi, strookbelsingsfooi vir GMO, opbergingskoste asook BTW en invoerbelasting / Excluded: Health inspection fee, ship agency fee, strip testing fees for GMO, storage costs as well as VAT and import duty.

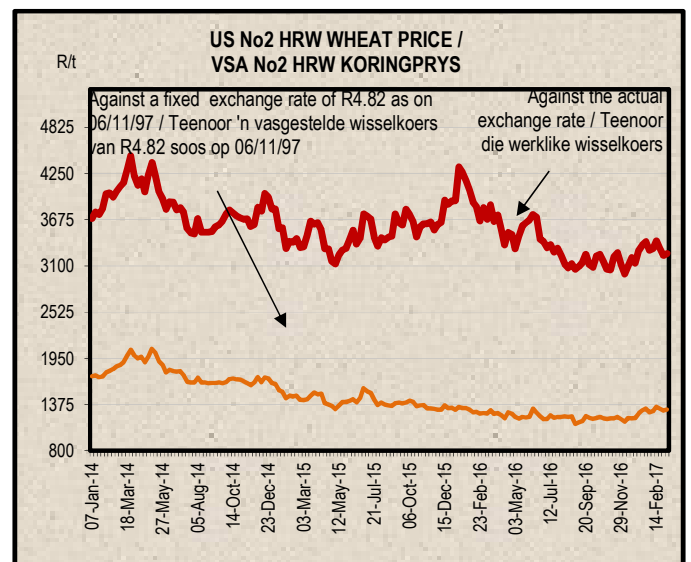
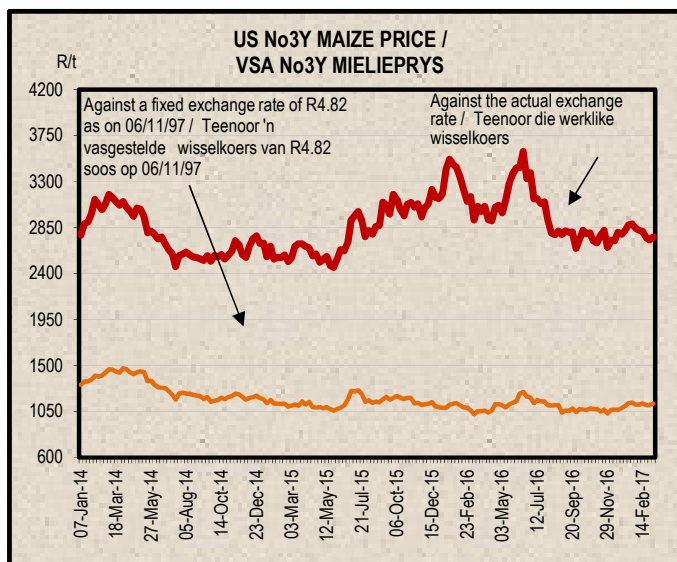
N.B: Slegs 'n aanduiding, aangesien koste van opname beding kan word / N.B: Indication only, as cost of survey can be negotiated.

f Invoertarif / Import Tariff:

Mielies/Maize = Vry / Free
Sorghum = 3% op VAB / on FOB

g Neem asb. kennis dat 'n verandering in Spoorwet se spoorvrag op 1 April 2016 plaasgevind het na R246.10.

Please take note that there was a change in Spoorwet railage cost on 1 April 2016 to R246.10.



11. IMPORT PARITY PRICES – WINTER CEREALS (b)

11. INVOERPARITEITPARYSE - WINTERGRANE (b)

INVOERPARITEITPRYSIE VAN WINTERGRANE (BTW UITGESLT)			2017/03/16				IMPORT PARITY PRICES OF WINTER CEREALS (VAT EXCL)		
ITEM	Nota/ Note	Koring/Wheat	Koring/Wheat	Koring/Wheat	Koring/Wheat	Gars/Barley	Gars/Barley	ITEM	
		VSA/ USA Golf/Gulf HRW	VSA/ USA PNW DNS	Argentynse/ Argentine Up River Trigo Pan	EU Duitsland/ Germany B kwaliteit/ quality	Australiese/ Australian Fremantle Mout/Malting	Frans/ French Rouen Mout/Malting		
Internasionale VAB pryse	a	201.00	272.00	192.00	193.00	178.00	210.00 *	International FOB prices	
Vraggeld	b	29.00	29.00	23.00	17.00	15.00	18.00	Freight Rates	
Assuransie (0.3% van VAB)		0.60	0.82	0.58	0.58	0.53	0.63	Insurance (0.3% of FOB)	
1 KOSTE, ASSURANSIE EN VRAG (KAV) \$/T		230.60	301.82	215.58	210.58	193.53	228.63	1 COST, INSURANCE AND FREIGHT (CIF) \$/T	
<i>Omskakel na R/t</i>								<i>Converted to R/t</i>	
R/\$ Wisselkoers op: 2017/03/14		13.2302	13.2302	13.2302	13.2302	13.2302	13.2302	R/\$ Exchange rate on: 2017/03/14	
2 KOSTE, ASSURANSIE EN VRAG (KAV) R/t		3050.88	3993.14	2852.17	2786.02	2560.44	3024.82	2 COST, INSURANCE AND FREIGHT (CIF) R/t	
Finansieringskoste	c	26.33	34.46	24.61	24.04	22.10	26.10	Financing cost	
3 KOSTE, ASSURANSIE, VRAG EN FINANSIERING R/t		3077.21	4027.60	2876.78	2810.06	2582.54	3050.92	3 COST, INSURANCE, FREIGHT AND FINANCING R/t	
Afhaalokoste	d, e							Discharging cost	
3.1 Kaapstad (Hoofsaaklik kaaihykraan metode)		124.02	124.02	124.02	124.02	157.11	157.11	3.1 Cape Town (Mainly shore cranes method)	
3.2 Durban (Hoofsaaklik suig-in-silo metode)		163.11	163.11	163.11	163.11	170.37	170.37	3.2 Durban (Mainly suction into silo method)	
Invoertarif op koring	f	1591.40	1591.40	1591.40	1591.40	0.00	0.00	Import Tariff on wheat	
4 VRYOP SPOOR (VOS) R/t								4 FREE ON RAIL (FOR) R/t	
4.1 Kaapstadhawe		4792.63	5743.02	4592.20	4525.48	2739.65	3208.03	4.1 Cape Town Harbour	
4.2 Durbanhawe		4831.72	5782.11	4631.29	4564.57	2752.91	3221.29	4.2 Durban Harbour	
Spoorvragkoste	g							Railage cost	
- Kaapstad na Paarl		85.60	85.60	85.60	85.60	n/a	n/a	- Cape Town to Paarl	
- Durban na Randfontein		246.10	246.10	246.10	246.10	246.10	246.10	- Durban to Randfontein	
5 GELEWER:								5 DELIVERED:	
- Kaapstad na Paarl R/ton		4878.23	5828.62	4677.80	4611.08	n/a	n/a	- Cape Town to Paarl R/ton	
- Durban na Randfontein R/ton		5077.82	6028.21	4877.39	4810.67	2999.01	3467.39	- Durban to Randfontein R/ton	

Notas/Notes: 2017/03/14

a Bron van pryse en vraggeld : IGC GMI
Source of prices and freight rates: IGC GMI

Termyn / Term	VAB/FOB US\$/ton	Vraggeld / Freight Rate: US\$/ton	Gars/Barley = US\$ + 1
Koring/Wheat HRW No 2 (Hard Red Winter) Golf / Gulf	MriMar 2017 201.00	US (Golf / Gulf)	29.00
Koring/Wheat DNS 14% No 2 (Dark Northern Spring) Golf / Gulf	MriMar 2017 272.00	Argentinië / Argentine (Upriver)	23.00
Koring/Wheat Argentinië / Argentine (Up River) Trigo Pan	MriMar 2017 192.00	EEC (Bordeaux Hamburg)	17.00
Koring/Wheat EU (Duitsland / Germany) B kwaliteit / quality	MriMar 2017 193.00	Australië / Australia (Eastern)	14.00
Gars/Barley: Australiese moutgars/Australian malting barley (Fremantle)	MriMar 2017 178.00		15.00
Gars/Barley: Fransse moutgars/French malting barley (Rouen)	MriMar 2017 210.00		

b Vraggeld: bereken vir vragte van +/- 20 000 - 30 000t / Freight rates: calculated for freights of +/- 20 000 - 30 000t

c Finansieringskoste: 30 000t @ KAV @ primakoers vir 30 dae. Bron/Source: SARB 10.50% 2016/03/18
Financing cost: 30 000t @ CIF @ prime rate for 30 days.

d Afhaalokoste / Discharging cost (R/ton):

	Koring/Wheat:	Gars/Barley:
Kaapstad / Cape Town:	124.02	157.11
Durban:	163.11	170.37

Bron / Source: Hull Blyth

e Ingesluit: Kaagelde, hantering, kaailoësig, agente/dokumentasie, logistiek & opnames (inspeksie van skeepsvrag).
Included: Wharfage, handling, wharf supervision, agent/documentation, logistic & survey (inspection of shipload).
Uitgesluit: Gesondheidsinspeksie-, skeepagentskapfooi, strookbetsingsfooi vir GMO, obergingskoste asook BTW en invoerbelasting.
Excluded: Health inspection fee, Ship agency fee, strip testing fees for GMO, storage costs as well as VAT and import duty.
N.B: Slegs 'n aanduiding, aangesien koste van opname beding kan word / N.B: Indication only, as cost of survey can be negotiated.

f Invoertarif / Import Tariff:
Koring/Wheat = R1591.40 p/ton
Gars/Barley = Vry/Free

g Neem asb. Kennis dat Spoorwet se spoorvrag op 1 April 2016 verander het soos volg:
Kaapstad na Paarl R85.60 en Durban na Randfontein R246.10.
Please take note that on 1 April 2016 Spoorwet railage cost changed as follows:
Cape Town to Paarl R85.60 and Durban to Randfontein R246.10.

* Prys laaste ontvang: 2016/09/27 / Price last received: 2016/09/27 .

12. IMPORT PARITY PRICES – OIL SEEDS (b)(e)(f)

12. INVOERPARITEITPRYSE - OLIESADE (b)(e)(f)

INVOERPARITEITPRYSE VAN OLIESADE (BTW UITGESLT)		2017-03-16							IMPORT PARITY PRICES OF OIL SEEDS (VAT EXCL)	
ITEM	Nota/ Note	Sojabone/ Soybeans	Sojabone/ Soybeans	Sojabone/ Soybeans	Sonneblom/ Sunflower	Canola	Grondbone/ Groundnuts	Grondbone/ Groundnuts	ITEM	
		VSA/ USA Golf/Gulf	Argentynse/ Argentine Up River	Brazilië/ Brazil Paranagua	EU Franse/ French Bordeaux	Kanadese/ Canadian Vancouver	Argentynse/ Argentine Raw Runners 40/50	VSA/ USA Raw Runners 40/50		
		\$/t	\$/t	\$/t	\$/t	\$/t	\$/t	\$/t		
Internasionale VAB pryse	a	376.00	375.00	377.00	408.00	412.00	1481.00 *	1581.00 *	International FOB prices	
Vraggeld	b	29.00	23.00	23.00	17.00	31.00	69.00	29.00	Freight Rates	
Assuransie (0.3% van VAB)		1.13	1.13	1.13	1.22	1.24	4.44	4.74	Insurance (0.3% of FOB)	
1 KOSTE, ASSURANSIE EN VRAG (KAV) \$/t Omskakel na R/t R/\$ Wisselkoers op: 2017/03/14		406.13	399.13	401.13	426.22	444.24	1554.44	1614.74	1 COST, INSURANCE AND FREIGHT (CIF) \$/t Converted to R/t R/\$ Exchange rate on: 2017/03/14	
2 KOSTE, ASSURANSIE EN VRAG (KAV) R/t		13.2302	13.2302	13.2302	13.2302	13.2302	13.2302	13.2302	2 COST, INSURANCE AND FREIGHT (CIF) R/t	
Finansieringskoste	c	5373.18	5280.57	5307.03	5638.98	5877.38	20565.55	21363.33	Financing cost	
3 KOSTE, ASSURANSIE, VRAG EN FINANSIERING R/t		46.37	45.57	45.80	48.67	50.72	177.48	184.37	3 COST, INSURANCE, FREIGHT AND FINANCING R/t	
Aflaakoste: Durban	d, e	5419.55	5326.14	5352.83	5687.65	5928.10	20743.03	21547.70	Discharging cost: Durban	
Invoertarif	f	170.37	170.37	170.37	268.74	170.37	579.41	579.41	Import Tariff:	
4 VRY OP SPOOR (VOS) R/t Durban		397.96	396.91	399.02	0.00	545.08	1959.39	2091.69	4 FREE ON RAIL (FOR) R/t Durban	
Spoorvragekoste	g	5987.88	5893.42	5922.22	5956.39	6643.55	23281.83	24218.80	Railage cost	
- Durban na Randfontein		246.10	246.10	246.10	246.10	246.10	-	-	- Durban to Randfontein	
5 GELEWER: - Durban na Randfontein R/ton		6233.98	6139.52	6168.32	6202.49	6889.65	-	-	5 DELIVERED: - Durban to Randfontein R/ton	

Notas/Notes:

a Bron van pryse en vraggeld / Source of prices and freight rates : IGC (GMI), Geogalos Peanut World & Oilworld
2017/03/14

Termyn / Term	US\$/ton (VAB/FOB)	Vraggeld/Freight Rate:	US\$/ton	
Sojabone/Soybeans: VSA/USA (Golf/Gulf)	Mrt/Mar 2017	376.00	US Golf / Gulf	29.00
Sojabone/Soybeans: Argentinië/Argentina (Up River)	Apr 2017	375.00	Argentinië / Argentina	23.00
Sojabone/Soybeans: Brazilië/Brazil (Paranagua)	Mrt/Mar 2017	377.00	EEC (Bordeaux/Hamburg)	17.00
Sonneblom/Sunflower: EU Frankryk/France (Bordeaux)	Mrt/Mar 2017	408.00	Kanada/Canada (North Pacific)	31.00
Canola: Kanada/Canada (Vancouver)	Mrt/Mar 2017	412.00	Grondbone/Groundnuts (ARG)	69.00
Grondbone/Groundnuts: Argentinië/Argentina (Raw Runner 40/50)	Jul 2017	1481.00		
Grondbone/Groundnuts: VSA/USA (Runners 40/50)	Apr 2017	1581.00		

b Vraggeld: bereken vir vragte van +/- 20 000 - 30 000t / Freight rates: calculated for freights of +/- 20 000 - 30 000t

c Finansieringskoste: 30 000t @ KAV @ primakoers vir 30 dae. Bron/Source: SARB 10.50% 2016/03/18

Financing cost: 30 000t @ CIF @ prime rate for 30 days.

d Aflaakoste / Discharging costs (R/ton):

	Sojabone/ Soybeans	Sonneblom/ Sunflower	Canola	Grondbone/ Groundnuts
Bron / Source: Hull Blyth				
Durban:	170.37	268.74	170.37	579.41

e Aflaakoste / Discharging fees:

Ingesluit: Kaaigelde, hantering, kaaioesig, agente/dokumentasie, logistiek & opnames (inspeksie van skeepsvrag) /

Included: Wharfage, handling, wharf supervision, agent/documentation, logistic & survey (inspection of shipload).

Uitgesluit: Gesondheidsinspeksie-, skeepsagentskapfooi, strookbetsingsfooi vir GMO, opbergingskoste asook BTW en invoerbelasting /

Excluded: Health inspection fee, Ship agency fee, strip testing fees for GMO, storage costs as well as VAT and import duty.

N.B: Slegs 'n aanduiding, aangesien koste van opname beding kan word / N.B: Indication only, as cost of survey can be negotiated.

f Invoertarif / Import Tariff:

Sojabone/Soybeans = 8% op VAB / on FOB

Sonneblom/Sunflower = Vry / Free

Canola = 10% op VAB / on FOB

Grondbone/Groundnuts = 10% op VAB / on FOB

g Neem asb. Kennis dat Spoornet se spoorvrag op 1 April 2016 verander het na R246.10.

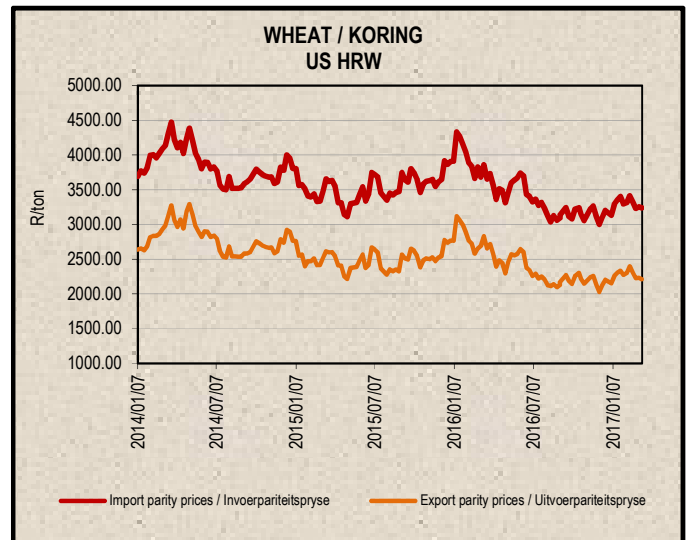
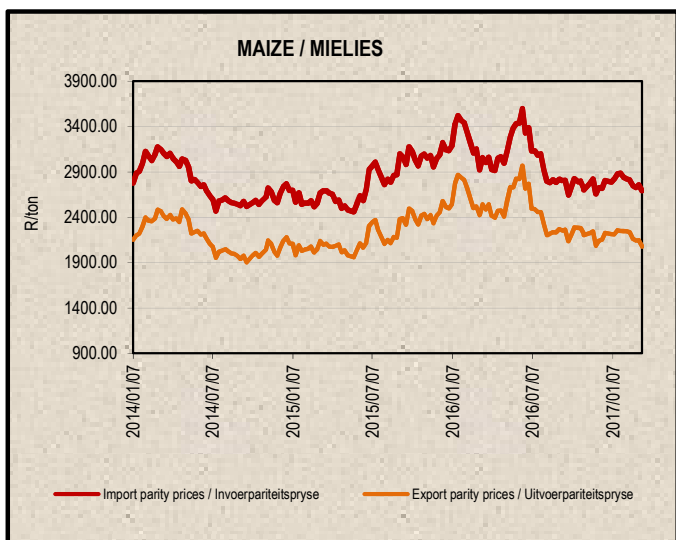
Please take note that on 1 April 2016 Spoornet railage cost changed to R246.10.

* Kwotasies is k.a.v. pryse. VAB pryse dus berekende pryse (kav minus vraggeld) / Quotes are c.i.f. prices. FOB prices are therefore calculated prices (cif minus freight rates).

13. EXPORT PARITY PRICES (b)

13. UITVOERPARITEITPRYSE (b)

INDICATIVE EXPORT PARITY PRICES				2017/03/16		AANDUIDENDE UITVOERPARITEITSPRYSE	
	US No3Y Maize/ Mielies Gulf/Golf (b)	US HRW Wheat/Koring Gulf/Golf (b)	US DNS 14% Wheat/Koring PNW (b)	Argentine Raw Runner 40/50 Groundnuts/ Grondbone (f)			
	Mrt/Mar 2017	Mrt/Mar 2017	Mrt/Mar 2017	Jul 17			
This is only an example of how an export parity price can be calculated - it can vary according to need							Hierdie is slegs 'n voorbeeld van hoe 'n uitvoerpariteitsprys bereken kan word - dit kan varieer volgens behoefte
FOB Gulf value (\$/t)	160.00	201.00	272.00	1481.00			VAB Golfwaarde (\$/t)
Difference in quality and locality of SA ¹ Maize: Plus US\$10 (\$/t) Groundnuts: Less 3,5% of fob value	\$10.00						Kwaliteits- en liggingsverskil van SA ¹ Mielies: Plus VSA\$10 (\$/t) Grondbone: Min 3,5% van vab waarde
SA fob price (\$/t)	170.00	201.00	272.00	1429.17			SA vab prys (\$/t)
Exchange rate (1\$=): (2017/03/14)	13.2302	13.2302	13.2302	13.2302			Wisselkoers (1\$=): (2017/03/14)
FOB Gulf value (R/t)	2249.13	2659.27	3598.61	18908.20			VAB Golfwaarde (R/t)
Marketing costs:							Bemerkings koste:
Financing (Prime rate 10.50% - 30 days) (R/t)	19.41	22.95	31.06	163.18			Finansieringskoste (Primakoers 10.50% - 30 dae) (R/t)
Railage: ² Randfontein – Durban harbour	246.10	246.10	246.10	-			Spoorvrag: ² Randfontein – Durbanhawe
Loading costs: (R/t) ³ Durban Harbour (Mainly spout method)	151.88	163.20	163.20	467.13			Oplaaikoste: (R/t) ³ Durbanhawe (Hoofsaaklik tregter metode)
EXPORT REALISATION (R/t):							UITVOER REALISASIE (R/t):
Randfontein	1831.74	2227.02	3158.25	18277.89			Randfontein
<i>Difference in quality and locality of SA (As requested by the industry)</i>				1	<i>Kwaliteits- en liggingsverskil van SA (Soos deur die bedryf versoek)</i>		
<i>As from 14 June 2012, the discount/rebate will no longer be used to calculate the export parity price on US HRW and a new calculation will be added for US DNS, also without the discount/rebate.</i>					<i>Vanaf 14 Junie 2012 sal die diskonto/premie nie meer gebruik word by die berekening van die uitvoerpariteitprys van US HRW nie en 'n nuwe berekening word nou vir US DNS gedoen, ook sonder diskonto/premie.</i>		
<i>Railage costs: Please take note that on 1 April 2016 Spoornet railage cost changed to R246.10.</i>				2	<i>Spoorvrag koste: Neem asb. Kennis dat Spoornet se spoorvrag op 1 April 2016 verander het na R246.10.</i>		
<i>Loading costs, received from Hull Blyth: Included: Cargo dues, handling, wharf supervision, agency/documentation, logistics & surveys (inspection of cargo).</i>				3	<i>Oplaaikoste, ontvang van Hull Blyth: Ingesluit: Kaaigelde, hantering, kaaitoetsig, agente/dokumentasie, logistiek & opnames (inspeksie van skeepsvrag)</i>		
<i>Excluded: Ship agent fees, health & PPECB inspections, storage facility & transport costs to storage facility, VAT & duties.</i>					<i>Uitgesluit: Skeepsagentskaps-, inspeksie-, opbergings- en vervoerkoste na opbergingsfasiliteit, BTW & invoerbelasting.</i>		



14. WEATHER

For local weather, please follow the link below:
www.weathersa.co.za

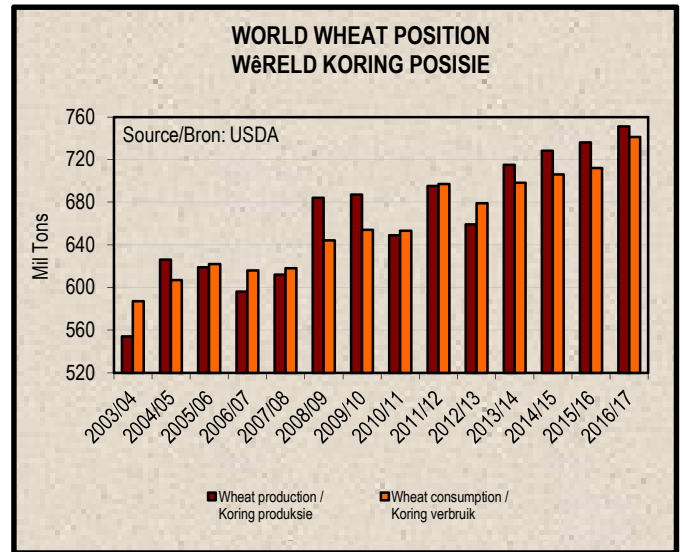
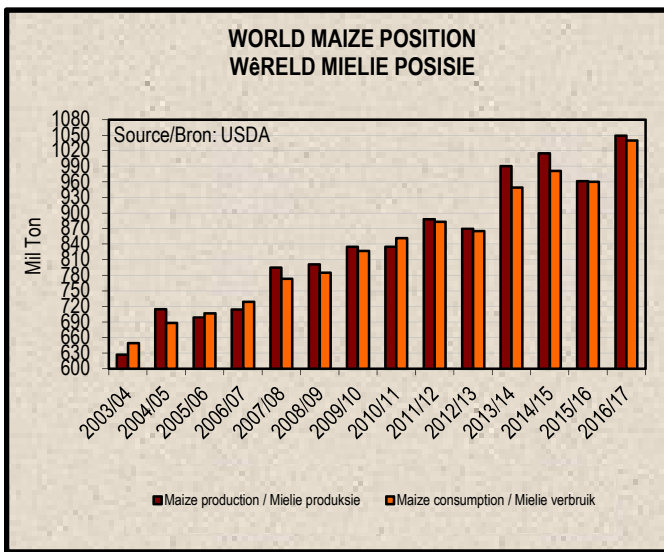
14. WEER

Vir plaaslike weer, volg asseblief die onderstaande skakel:
www.weathersa.co.za

15. SUNDRIES (g)

15. DIVERSE (g)

World Balance Sheet / Wêreld Balansstaat (2017/03/09)										
Million Ton	2016/17									Miljoen Ton
	Maize Mielies	Wheat Koring	Barley Gars	Sorghum	Oats Hawer	Ground-nuts Grond-bone	Canola/ Rape-seed	Soybeans Sojabone	Sunflower seed Sonne-blomsaad	
Production	1 049	751	147	63	23	42	68	341	45	Produksie
Consumption	1 039	741	147	63	23	18	67	292	41	Verbruik
Trade	145	180	28	8	2	4	15	141	2	Handel
Stock	221	250	24	5	4	2	5	83	2	Voorraad



Sources /Bronne:

(a) = Safex; (b) = International Grains Council; (c) = CBOT; (d) = KCBT;
 (e) = Oil World; (f) = Georgalos Peanut World; (g) = USDA Fas-Online.

* Formula according to ITAC (International Trade Administration Commission of South Africa)/
 Formule volgens ITAC (International Trade Administration Commission of South Africa)

SAGIS
 Nico Hawkins
 General Manager / Hoofbestuurder

Indemnity/Vrywaring: Although everything has been done to ensure the accuracy of the information, neither SAGIS nor any of its directors or employees takes any responsibility for actions or losses that might occur as a result of the usage of this information. / Alhoewel alles gedoen is om te verseker dat die inligting korrek is, aanvaar nie SAGIS of enige van sy direkteure of werknemers verantwoordelikheid vir enige aksies of verliese as gevolg van die inligting wat gebruik is nie.