

SAGIS WEEKLY BULLETIN / SAGIS WEEKLIKSE BULLETIN

1. Producer Deliveries (ton):			1. Produsentelewerings (ton):	
Commodity	Latest week/ Jongste week: 18 - 24 Mar 2017	Total: current marketing year/ Totaal: huidige bemarkingsjaar	Total: same period previous marketing year/ Totaal: selfde periode vorige bemarkingsjaar	Kommoditeit
White maize	60 372	3 201 315	4 581 199	Witmielies
Yellow maize	15 982	3 664 836	4 588 454	Geelmielies
Total: maize	76 354	6 866 151	9 169 653	Totaal: mielies
Wheat	3 910	1 827 275	1 352 137	Koring

2. Imports (ton):			2. Invoere (ton):	
2.1 Imports for RSA			2.1 Invoere vir RSA	
Commodity	Latest week/ Jongste week: 18 - 24 Mar 2017	Total: current marketing year/ Totaal: huidige bemarkingsjaar	Total: same period previous marketing year/ Totaal: selfde periode vorige bemarkingsjaar	Kommoditeit
White maize	11 212	673 826	72 531	Witmielies
Yellow maize	530	1 567 623	1 387 665	Geelmielies
Maize Total	11 742	2 241 449	1 460 196	Mielies Totaal
Wheat	0	390 550	967 179	Koring

Origin of imports / Oorsprong van invoere

White maize/Witmielies	Yellow maize/Geelmielies	Wheat/Koring
Mexico	Argentina	Argentina
USA	Brazil	Canada
	Romania	Czech Republic
	Ukraine	Germany
	USA	Poland
		Romania
		Russia
		USA

2.2 Imports for other countries

2.2 Invoere vir ander lande

White maize	0	0	0	Witmielies
Yellow maize	0	11 104	8 748	Geelmielies
Maize Total	0	11 104	8 748	Mielies Totaal
Wheat	0	113 580	116 598	Koring

Origin of imports / Oorsprong van invoere

White maize/Witmielies	Yellow maize/Geelmielies	Wheat/Koring
Mexico	Argentina	Argentina
USA	Romania	Canada
		Germany
		Poland
		Romania
		Russia
		USA

3. Exports (ton):

3.1 RSA Exports

Commodity	Latest week/ Jongste week: 18 - 24 Mar 2017	Total: current marketing year/ Totaal: huidige bemarkingsjaar	Total: same period previous marketing year/ Totaal: selfde periode vorige bemarkingsjaar	Kommoditeit
White maize	12 156	454 839	409 030	Witmielies
Yellow maize	4 205	273 075	195 768	Geelmielies
Maize Total	16 361	727 914	604 798	Mielies Totaal
Wheat	2 698	49 812	29 299	Koring

Destination of exports / Bestemming van uitvoere

White maize/Witmielies	Yellow maize/Geelmielies	Wheat/Koring
Botswana	Botswana	Botswana
Lesotho	Korea	Lesotho
Malawi	Lesotho	Mozambique
Mozambique	Mozambique	Namibia
Namibia	Namibia	Swaziland
Swaziland	Swaziland	Zambia
Zimbabwe	Zambia	Zimbabwe
	Zimbabwe	

3.2 Imports for Exports

Commodity	Latest week/ Jongste week: 18 - 24 Mar 2017	Total: current marketing year/ Totaal: huidige bemarkingsjaar	Total: same period previous marketing year/ Totaal: selfde periode vorige bemarkingsjaar	Kommoditeit
White maize	5 788	192 540	0	Witmielies
Yellow maize	0	11 104	8 748	Geelmielies
Maize Total	5 788	203 644	8 748	Mielies Totaal
Wheat	6 917	116 071	117 431	Koring

Destination of exports / Bestemming van uitvoere

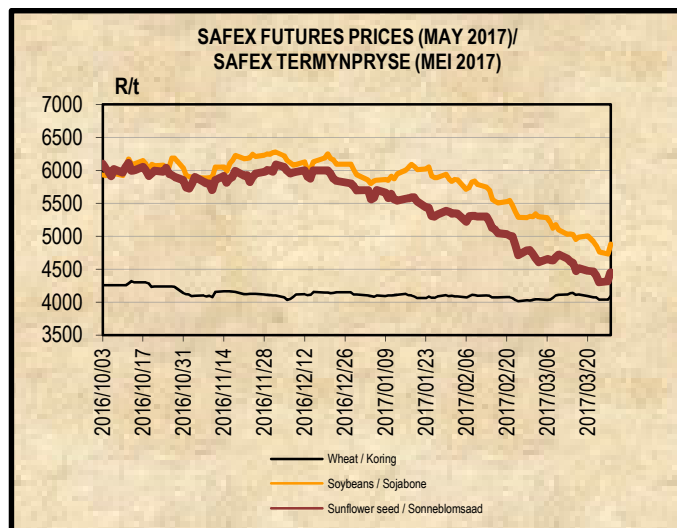
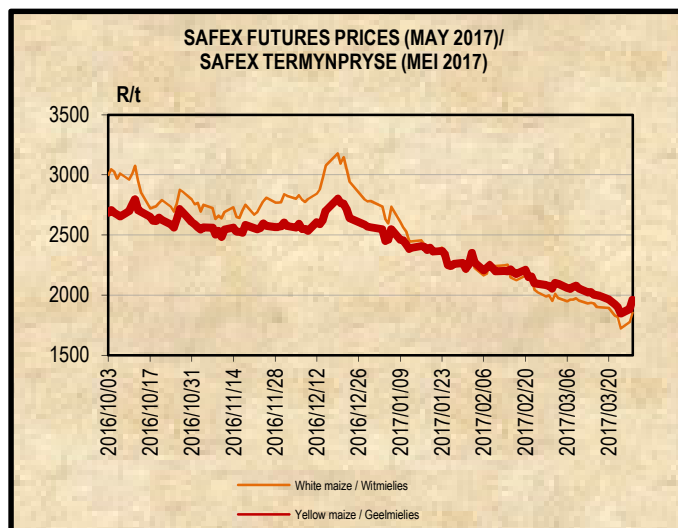
White maize/Witmielies	Yellow maize/Geelmielies	Wheat/Koring
Lesotho	Angola	Botswana
Mozambique	Namibia	Lesotho
Swaziland	Swaziland	Swaziland
Zimbabwe	Zimbabwe	Zambia
		Zimbabwe

3.2 Invoere vir Uitvoere

4. DOMESTIC PRICES PER SAFEX (R/t)(a)

4. PLAASLIKE PRYSE VOLGENS SAFEX (R/t)(a)

Commodity	Future Prices / Termynpryse (2017/03/28) R/ton					Kommoditeit
	Apr-17	May-17	Jul-17	Sep-17	Dec-17	
White maize	1890.00	1854.00	1831.00	1889.00	1961.00	Witmielies
Yellow maize	1985.00	1960.00	1950.00	1992.00	2059.00	Geelmielies
Wheat	4060.00	4096.00	4130.00	4140.00	N/A	Koring
Sunflower	4382.00	4453.00	4589.00	4693.00	4780.00	Sonneblom
Soybeans	4843.00	4878.00	4958.00	5077.00	5149.00	Sojabone
Sorghum	N/A	2970.00	3020.00	3140.00	3285.00	Sorghum



5. IMPORT TARIFF ON MAIZE (b)*
5. INVOERTARIEF OP MIELIES (b)*

Derived US No2Y Yellow Maize fob (Gulf) (b)	2017-03-22	2017-03-23	2017-03-24	2017-03-27	2017-03-28	Afgeleide VSA No2Y Geelmielies vab (Golf) (b)
RSA Initial Reference Price	\$110.00					RSA Oorspronklike Verwysingsprys
Base price (\$/t)	117.65	117.65	117.65	117.65	117.65	Basisprys (\$/t)
Daily price (\$/t) (IGC)	160.60	159.60	159.60	159.60	160.60	Daaglikse prys (\$/t) (IGC)
Average of 21 days (\$/t)	166.55	166.03	165.60	165.22	164.93	Gemiddeld van 21 dae (\$/t)
Deviation from base price (\$/t)	-48.90	-48.38	-47.95	-47.57	-47.28	Afwyking van basisprys (\$/t)
Duty on maize (\$/t)	-56.55	-56.03	-55.60	-55.22	-54.93	Reg op mielies (\$/t)
Duty on maize (R/t)	-734.17	-726.02	-719.29	-712.91	-708.84	Reg op mielies (R/t)
R/\$ Exchange rate (average of 21 days)	12.9826	12.9577	12.9368	12.9104	12.9044	R/\$ Wisselkoers (gemiddeld van 21 dae)
Tariff Gazetted 2006/12/08	R0.00/t					Tarief gepubliseer 2006/12/08

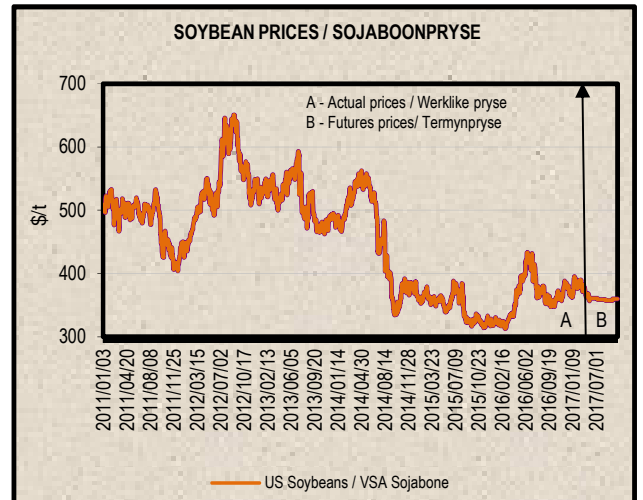
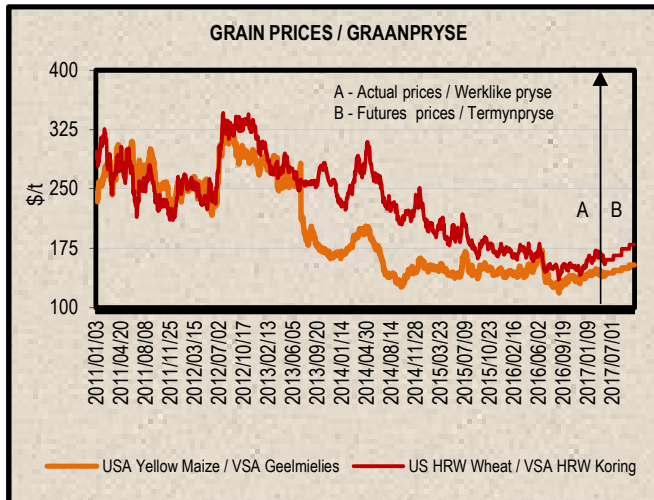
6. IMPORT TARIFF ON WHEAT (b)*
6. INVOERTARIEF OP KORING (b)*

US No2 HRW fob (Gulf)	2017/02/28	2017/03/07	2017/03/14	2017/03/21	2017/03/28	VSA No2 HRW vab (Golf)
RSA Initial Reference Price						RSA Oorspronklike Verwysingsprys
Base price (\$/t)	205.33	205.33	205.33	205.33	205.33	Basis prys (\$/t)
Weekly price (\$/t) (IGC)	206.00	207.00	201.00	194.00	191.00	Weeklikse prys (\$/t) (IGC)
3 Weeks moving average (\$/t)	211.33	208.00	204.67	200.67	195.33	3 Weke skuiwende gemiddeld (\$/t)
Number of weeks that the deviation is more than \$10						Aantal weke wat die afwyking meer as \$10 is
Deviation from base price (\$/t)	-6.00	-2.67	0.66	4.66	10.00	Afwyking van basisprys (\$/t)
Calculated Duty on wheat (\$/t)	82.67	86.00	89.33	93.33	98.67	Berekende Reg op koring (\$/t)
Calculated Duty on wheat (R/t)	1075.88	1114.64	1181.85	1184.34	1267.39	Berekende Reg op koring (R/t)
R/\$ Exchange rate	13.0141	12.9609	13.2302	12.6898	12.8447	R/\$ Wisselkoers
Tariff Gazetted 2016/08/22 (R/t)	R 1 591.40					Tarief gepubliseer 2016/08/22 (R/t)

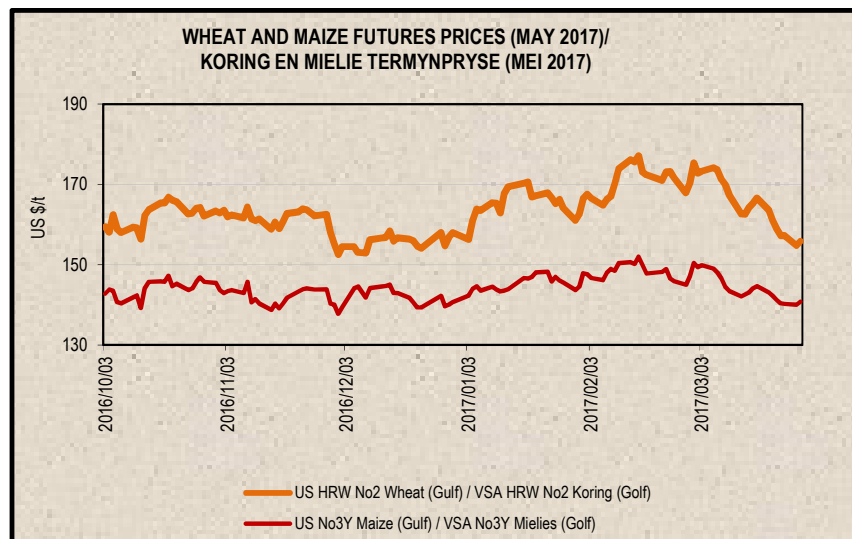
7. PRICES – INTERNATIONAL (US\$/t)

7. PRYSE - INTERNASIONAAL (VSA\$/t)

FOB (US\$/t)	Export Quotations/ Uitvoerkwotasie (b)(e)(f)				VAB (VSA\$/t)
	2017/03/28	2017/03/21	2017/03/14	2017/03/07	
US No 2 HRW Wheat (Gulf)	191.00	194.00	201.00	207.00	VSA No 2 HRW Koring (Golf)
US DNS Wheat 14% PNW	255.00	257.00	272.00	275.00	VSA DNS Koring 14% PNW
Argentine Wheat (Up River)	190.00	192.00	192.00	192.00	Argentynse Koring (Up River)
EC (France) Wheat (grade 1)	187.00	192.00	190.00	193.00	EU (Frankryk) Koring (graad 1)
EC (Germany) B Quality Wheat	191.00	195.00	193.00	194.00	EU (Duitsland) B Kwaliteit Koring
Black Sea Milling Wheat	190.00	192.00	192.00	194.00	Swart See Maalkoring
US No 3Y Maize (Gulf)	159.00	161.00	160.00	169.00	VSA No3Y Mielies (Golf)
Argentine Maize (Up River)	161.00	162.00	164.00	167.00	Argentynse Mielies (Up River)
US Sorghum (Gulf)	162.00	162.00	162.00	168.00	VSA Sorghum (Golf)
Argentine Sorghum (Up River)	159.00	160.00	161.00	163.00	Argentynse Sorghum (Up River)
US Soybeans (Gulf)	370.00	382.00	376.00	388.00	VSA Sojabone (Gulf)
Argentine Soybeans (Up River)	359.00	369.00	375.00	386.00	Argentynse Sojabone (Up River)
Canadian Canola	404.00	410.00	412.00	421.00	Kanadese Canola
Argentine Groundnuts Runners 40/50	1431.00	1461.00	1481.00	1531.00	Argentynse Grondbone 40/50 Runners
US Groundnuts Runners 40/50 shelled	1581.00	1581.00	1581.00	1581.00	VSA Grondbone 40/50 Runners uitgedop
Australian Malting Barley (South. Cross Malt)	179.00	181.00	178.00	172.00	Australiese Moutgars (South. Cross Malt)



Futures prices (US\$/t) / Termynpryse (VSA\$/t) (c)(d) (2017/03/28)							
Commodity	May-17	Jul-17	Sep-17	Dec-17	Mar-18	May-18	Kommoditeit
US No3 Yellow maize	140.78	143.85	146.92	150.23	153.93	156.06	VSA No3 Geelmielies
US No2 HRW wheat	155.79	160.57	166.08	174.16	179.90	183.20	VSA No2 HRW koring
US Soybeans	357.15	360.90	358.99	n/a	359.94	361.19	VSA Sojabone



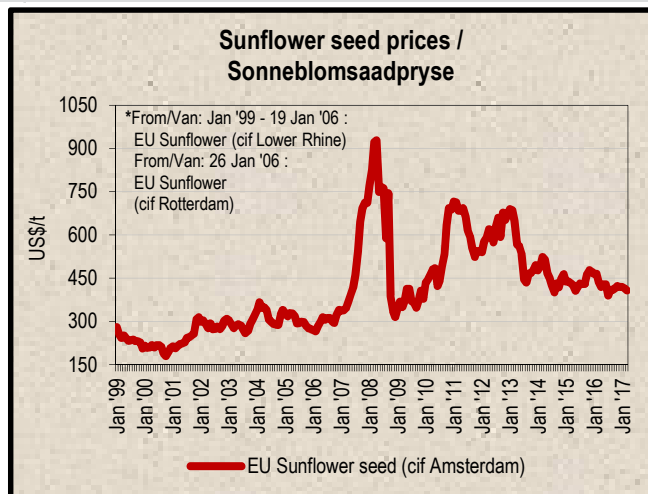
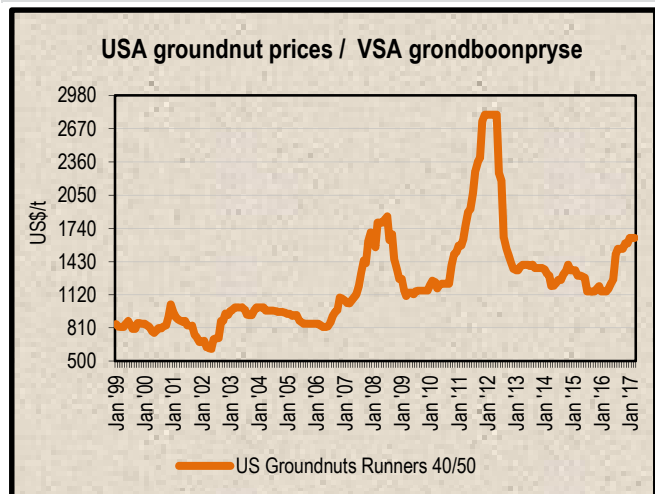
8. LOWEST REPRESENTATIVE ASKING PRICES
(US\$/t)(e)(f)(Prices of previous week)

8. LAAGSTE VERTEENWOORDIGENDE PRYSE GEVRA
(Pryse van vorige week)(VSA\$/t)(e)(f)

US\$/t	2017/03/23	2017/03/16	Change/ Verandering	VSA\$/t
Soybeans, Brazil, c.i.f. Rotterdam	407	412	-1.2%	Sojabone, Brasilië, k.a.v. Rotterdam
Soybeans, USA, c.i.f. Rotterdam	402	404	-0.5%	Sojabone, VSA, k.a.v. Rotterdam
Groundnuts, USA Runners 40/50*	1650	1650	0.0%	Grondbone, VSA Runners 40/50*
Groundnuts, Argentine Runners 40/50*	1500	1530	-2.0%	Grondbone, Argentynse Runners 40/50*
Groundnut-oil, c.i.f. Rotterdam	1570	1590	-1.3%	Grondboon-olie, k.a.v. Rotterdam
Sunflower seed, EU c.i.f. Amsterdam	408	410	-0.5%	Sonneblomsaad, EU k.a.v. Amsterdam
Sunflower-oil, EU (fob) N.W. Europe	790	778	1.5%	Sonneblom-olie, EU (vab) N.W. Eur.
Rapeseed, Europe, 00, c.i.f. Hamburg	442	446	-0.9%	Raapsaad, Europa, 00, k.a.v. Hamburg

* Shelled, c.i.f. Rotterdam

* Uitgedop k a v Rotterdam



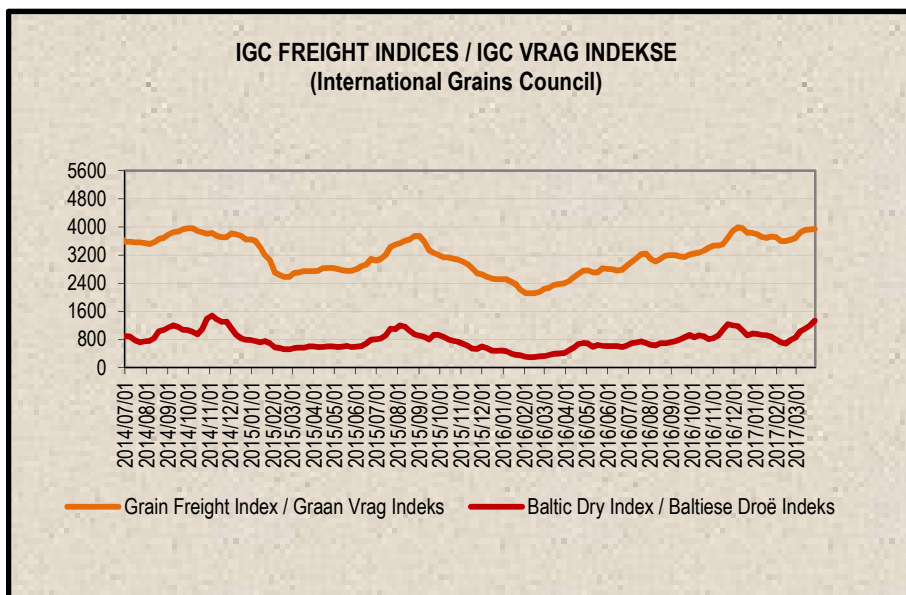
9. IGC FREIGHT INDICES (b)

9. IGC VRAG INDEKSE (b)

IGC FREIGHT INDICES / IGC VRAG INDEKSE							
	2017/02/21	2017/02/28	2017/03/07	2017/03/14	2017/03/21	2017/03/28	
Grain Freight Index*	3638	3686	3842	3911	3920	3940	Graan Vrag Indeks*
Baltic Dry Index	778	859	1033	1112	1200	1333	Baltiese Droë Indeks

* IGC Grain Freight Index represents 15 major grain routes, including five from the United States of America, and two each from other main exporting nations (including Argentina, Black Sea, Europe and Canada); with base an average of the four weeks ending 11 May 2005 = 6000. The updated indices will be available on Thursdays on SAGIS' website.

* IGC Graan Vrag Indeks verteenwoordig 15 hoof graanroetes, insluitende vyf vanaf die Verenigde State van Amerika, en twee elk van ander hoof uitvoermasies (insluitende Argentinië, Swart See, Europa en Kanada); met basis 'n gemiddeld van die vier weke geëindig 11 Mei 2005 = 6000. Die opgedateerde indekse sal Donderdae op SAGIS se webwerf beskikbaar.



10. IMPORT PARITY PRICES – SUMMER GRAINS (b)

10. INVOERPARITEITPRYSE - SOMERGRANE (b)

INVOERPARITEITPRYSE VAN SOMERGRANE (BTW UITGESLT)			2017/03/30			IMPORT PARITY PRICES OF SUMMER GRAINS (VAT EXCL)		
ITEM	Nota/ Note	Mielies/Maize	Mielies/Maize	Sorghum	Sorghum	Sorghum	ITEM	
		VSA/ USA Golf/Gulf (no.3Y) \$/t	Argentynse/ Argentine Up River \$/t	VSA/ USA Golf/Gulf \$/t	Argentynse/ Argentine Up River \$/t	Australiese/ Australian Brisbane \$/t		
Internasionale VAB pryse	a	159.00	161.00	162.00	159.00	231.00	International FOB prices	
Vruggeld	b	28.00	22.00	28.00	22.00	13.00	Freight Rates	
Assuransie (0.3% van VAB)		0.48	0.48	0.49	0.48	0.69	Insurance (0.3% of FOB)	
1 KOSTE, ASSURANSIE EN VRAG (KAV) \$/T		187.48	183.48	190.49	181.48	244.69	1 COST, INSURANCE AND FREIGHT (CIF) \$/T	
R/\$ Wisselkoers op: 2017/03/28							Converted to R/t	
2 KOSTE, ASSURANSIE EN VRAG (KAV) R/t		12.8447	12.8447	12.8447	12.8447	12.8447	R/\$ Exchange rate on: 2017/03/28	
Finansieringskoste	c	2408.12	2356.75	2446.79	2331.06	3142.97	2 COST, INSURANCE AND FREIGHT (CIF) R/t	
3 KOSTE, ASSURANSIE, VRAG EN FINANSIERING R/t		20.78	20.34	21.12	20.12	27.12	Financing cost	
Aflaai-koste:	d, e	2428.90	2377.09	2467.91	2351.18	3170.09	3 COST, INSURANCE, FREIGHT AND FINANCING R/t	
- Kaapstad		122.93	122.93	n/a	n/a	n/a	Discharging cost:	
- Durban		163.11	163.11	170.37	170.37	170.37	- Cape Town	
Invoertarif	f	0.00	0.00	62.43	61.27	89.01	- Durban	
4 VRY OP SPOOR (VOS) R/t		2551.83	2500.02	n/a	n/a	n/a	4 FREE ON RAIL (FOR) R/t	
- Kaapstad		2592.01	2540.20	2676.88	2558.99	3405.64	- Cape Town	
- Durban							- Durban	
Spoornragkoste	g	246.10	246.10	246.10	246.10	246.10	Railage cost	
- Durban na Randfontein							- Durban to Randfontein	
5 GELEWER:							5 DELIVERED:	
- Durban na Randfontein R/ton		2838.11	2786.30	2922.98	2805.09	3651.74	- Durban to Randfontein R/ton	

Notas/Notes:

a Bron van pryse en vraggeld : IGC GMI
Source of prices and freight rates: IGC GMI

2017/03/28

Termyn / Term	US\$/ton (VAB/FOB)	Vruggeld/Freight Rate:	US\$/ton
Apr 2017	159.00	US Golf / Gulf	28.00
Mrt/Mar 2017	161.00	Argentinië / Argentina	22.00
Apr 2017	162.00	Australië/Australia	13.00
Apr 2017	159.00		
Mrt/Mar 2017	231.00		

b Vruggeld: bereken vir vragle van +/- 20 000 - 30 000t / Freight rates: calculated for freights of +/- 20 000 - 30 000t.

c Finansieringskoste: 30 000t @ KAV @ primakoers vir 30 dae. Bron/Source: SARB 10.50% 2016/03/18
Financing cost: 30 000t @ CIF @ prime rate for 30 days.

d Aflaai-koste / Discharging costs (R/ton):

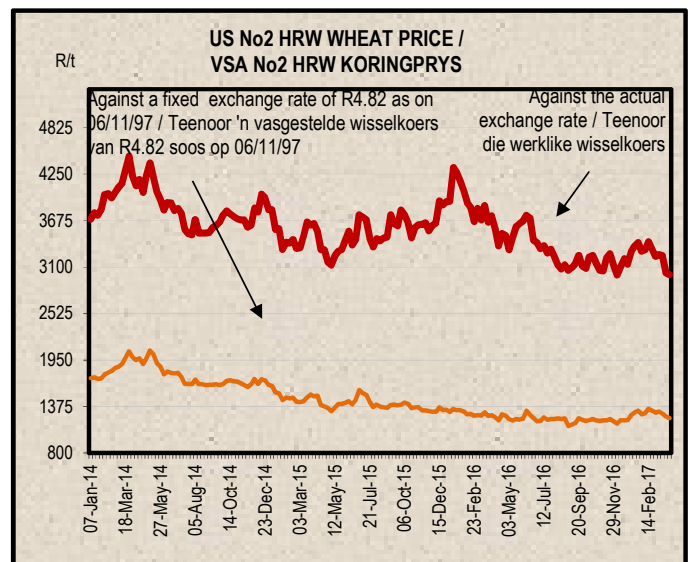
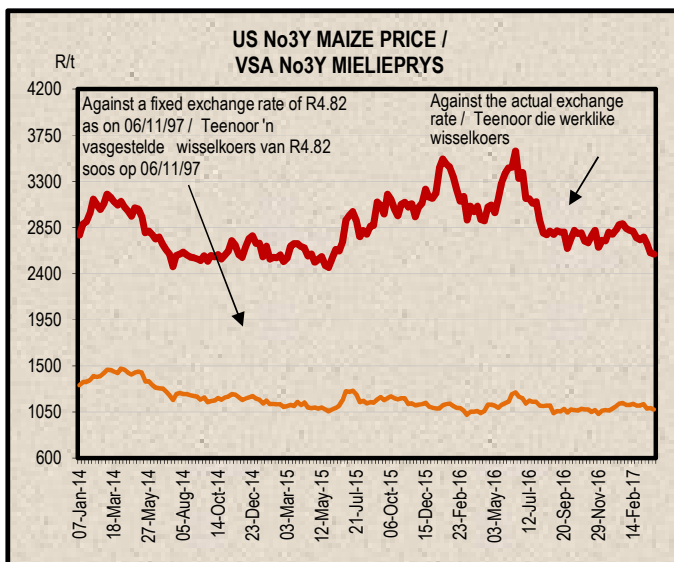
	Mielies/Maize:	Sorghum
Kaapstad /		
Cape Town:	122.93	n/a
Durban:	163.11	170.37

Bron / Source: Hull Blyth

e Ingesluit: Kaai-gelde, hantering, kaaibesig, agente/dokumentasie, logistiek & opname (inspeksie van skeepsvrage) / Included: Wharfage, handling, wharf supervision, agent/documentation, logistic & survey (inspection of shipload).
Uitgesluit: Gesondheidsinspeksie-, skeepsagentskapfooi, strookbetsingsfooi vir GMO, opbergingskoste asook BTW en invoerbelasting / Excluded: Health inspection fee, Ship agency fee, strip testing fees for GMO, storage costs as well as VAT and import duty.
N.B: Slegs 'n aanduiding, aangesien koste van opname beding kan word / N.B: Indication only, as cost of survey can be negotiated.

f Invoertarif / Import Tariff:
Mielies/Maize = Vry / Free
Sorghum = 3% op VAB / on FOB

g Neem asb. kennis dat 'n verandering in Spoornet se spoornrag op 1 April 2016 plaasgevind het na R246.10.
Please take note that there was a change in Spoornet railage cost on 1 April 2016 to R246.10.



11. IMPORT PARITY PRICES – WINTER CEREALS (b)

11. INVOERPARITEITPRYSSE - WINTERGRANE (b)

INVOERPARITEITPRYSSE VAN WINTERGRANE (BTW UITGESLT)		2017/03/28						IMPORT PARITY PRICES OF WINTER CEREALS (VAT EXCL)	
ITEM	Nota/ Note	Koring/Wheat	Koring/Wheat	Koring/Wheat	Koring/Wheat	Gars/Barley	Gars/Barley	ITEM	
		VSA/ USA Golf/Gulf	VSA/ USA PNW	Argentynse/ Argentine Up River	EU Duitsland/ Germany B kwaliteit/ quality	Australiese/ Australian Fremantle	Frans/ French Rouen		
		HRW	DNS	Trigo Pan		Mout/Malting	Mout/Malting		
		\$/t	\$/t	\$/t	\$/t	\$/t	\$/t		
Internasionale VAB pryse	a	191.00	255.00	190.00	191.00	179.00	219.00 *	International FOB prices	
Vraggeld	b	28.00	28.00	22.00	19.00	14.00	20.00	Freight Rates	
Assuransie (0.3% van VAB)		0.57	0.77	0.57	0.57	0.54	0.66	Insurance (0.3% of FOB)	
1 KOSTE, ASSURANSIE EN VRAG (KAV) \$/T		219.57	283.77	212.57	210.57	193.54	239.66	1 COST, INSURANCE AND FREIGHT (CIF) \$/T	
<i>Omskakel na R/t</i>								<i>Converted to R/t</i>	
R/\$ Wisselkoers op: 2017/03/28		12.8447	12.8447	12.8447	12.8447	12.8447	12.8447	R/\$ Exchange rate on: 2017/03/28	
2 KOSTE, ASSURANSIE EN VRAG (KAV) R/t		2820.31	3644.94	2730.40	2704.71	2485.96	3078.36	2 COST, INSURANCE AND FREIGHT (CIF) R/t	
Finansieringskoste	c	24.34	31.46	23.56	23.34	21.45	26.57	Financing cost	
3 KOSTE, ASSURANSIE, VRAG EN FINANSIERING R/t		2844.65	3676.40	2753.96	2728.05	2507.41	3104.93	3 COST, INSURANCE, FREIGHT AND FINANCING R/t	
Afalaikoste	d, e							Discharging cost	
3.1 Kaapstad (Hoofsaaklik kaaihykraan metode)		124.02	124.02	124.02	124.02	157.11	157.11	3.1 Cape Town (Mainly shore cranes method)	
3.2 Durban (Hoofsaaklik suig-in-silo metode)		163.11	163.11	163.11	163.11	170.37	170.37	3.2 Durban (Mainly suction into silo method)	
Invoertarif op koring	f	1591.40	1591.40	1591.40	1591.40	0.00	0.00	Import Tariff on wheat	
4 VRY OP SPOOR (VOS) R/t								4 FREE ON RAIL (FOR) R/t	
4.1 Kaapstadhawe		4560.07	5391.82	4469.38	4443.47	2664.52	3262.04	4.1 Cape Town Harbour	
4.2 Durbanhawe		4599.16	5430.91	4508.47	4482.56	2677.78	3275.30	4.2 Durban Harbour	
Spoorvragkoste	g							Railage cost	
- Kaapstad na Paarl		85.60	85.60	85.60	85.60	n/a	n/a	- Cape Town to Paarl	
- Durban na Randfontein		246.10	246.10	246.10	246.10	246.10	246.10	- Durban to Randfontein	
5 GELEWER:								5 DELIVERED:	
- Kaapstad na Paarl R/ton		4645.67	5477.42	4554.98	4529.07	n/a	n/a	- Cape Town to Paarl R/ton	
- Durban na Randfontein R/ton		4845.26	5677.01	4754.57	4728.66	2923.88	3521.40	- Durban to Randfontein R/ton	

Notas/Notes: 2017/03/28

a Bron van pryse en vraggeld : IGC GMI
Source of prices and freight rates: IGC GMI

Termyn / Term	VAB/FOB US\$/ton	Vraggeld / Freight Rate: US\$/ton	Gars/Barley = US\$ + 1
Apr 2017	191.00	US (Golf / Gulf)	28.00
Apr 2017	255.00	Argentinië / Argentine (Upriver)	22.00
Mri/Mar 2017	190.00	EEC (Bordeaux Hamburg)	19.00
Mri/Mar 2017	191.00	Australië / Australia (Eastern)	13.00
Mri/Mar 2017	179.00		14.00
Mri/Mar 2017	219.00		

b Vraggeld: bereken vir vragte van +/- 20 000 - 30 000t. / Freight rates: calculated for freights of +/- 20 000 - 30 000t.

c Finansieringskoste: 30 000t @ KAV @ primakoers vir 30 dae. Bron/Source: SARB 10.50% 2016/03/18
Financing cost 30 000t @ CIF @ prime rate for 30 days.

d Afalaikoste / Discharging cost (R/ton):

	Koring/Wheat	Gars/Barley
Kaapstad /		
Cape Town:	124.02	157.11
Durban:	163.11	170.37

Bron / Source: Hull Blyth

e Ingesluit: Kaaihelde, hantering, kaaioesig, agente/dokumentasie, logistiek & opname (inspeksie van skeepsvrag).
Included: Wharfage, handling, wharf supervision, agent/documentation, logistic & survey (inspection of shipload).
Uitgesluit: Gesondheidsinspeksie-, skeepagentskapboei, strookbeltingsboei vir GMO, opbergingskoste asook BTW en invoerbelasting.
Excluded: Health inspection fee, ship agency fee, strip testing fees for GMO, storage costs as well as VAT and import duty.
N.B: Slegs 'n aanduiding, aangesien koste van opname beding kan word / N.B: Indication only, as cost of survey can be negotiated.

f Invoertarif / Import Tariff:
Koring/Wheat = R1591.40 p/ton
Gars/Barley = Vry/Free

g Neem asb. Kennis dat Spoorwet se spoorvrag op 1 April 2016 verander het soos volg:
Kaapstad na Paarl R85.60 en Durban na Randfontein R246.10.
Please take note that on 1 April 2016 Spoorwet railage cost changed as follows:
Cape Town to Paarl R85.60 and Durban to Randfontein R246.10.

* Prys laaste ontvang: 2016/09/27 / Price last received: 2016/09/27.

12. IMPORT PARITY PRICES – OIL SEEDS (b)(e)(f)

12. INVOERPARITEITPRYSE - OLIESADE (b)(e)(f)

INVOERPARITEITPRYSE VAN OLIESADE (BTW UITGESLT)		2017-03-30							IMPORT PARITY PRICES OF OIL SEEDS (VAT EXCL)	
ITEM	Nota/ Note	Sojabone/ Soybeans	Sojabone/ Soybeans	Sojabone/ Soybeans	Sonneblom/ Sunflower	Canola	Grondbone/ Groundnuts	Grondbone/ Groundnuts	ITEM	
		VSA/ USA Golf/Gulf	Argentynse/ Argentine Up River	Brazilië/ Brazil Paranagua	EU Franse/ French Bordeaux	Kanadese/ Canadian Vancouver	Argentynse/ Argentine Raw Runners 40/50	VSA/ USA Raw Runners 40/50		
		\$/t	\$/t	\$/t	\$/t	\$/t	\$/t	\$/t		
Internasionale VAB pryse	a	370.00	359.00	367.00	407.00	404.00	1431.00 *	1581.00 *	International FOB prices	
Vraggeld	b	28.00	22.00	22.00	19.00	31.00	69.00	28.00	Freight Rates	
Assuransie (0.3% van VAB)		1.11	1.08	1.10	1.22	1.21	4.29	4.74	Insurance (0.3% of FOB)	
1 KOSTE, ASSURANSIE EN VRAG (KAV) \$/t Omskakel na R/t R/\$ Wisselkoers op: 2017/03/28		399.11	382.08	390.10	427.22	436.21	1504.29	1613.74	1 COST, INSURANCE AND FREIGHT (CIF) \$/t Converted to R/t R/\$ Exchange rate on: 2017/03/28	
2 KOSTE, ASSURANSIE EN VRAG (KAV) R/t		12.8447 R/t	12.8447 R/t	12.8447 R/t	12.8447 R/t	12.8447 R/t	12.8447 R/t	12.8447 R/t	2 COST, INSURANCE AND FREIGHT (CIF) R/t	
3 KOSTE, ASSURANSIE, VRAG EN FINANSIERING R/t	c	5170.69	4950.05	5053.96	5534.87	5651.34	19488.90	20906.90	3 COST, INSURANCE, FREIGHT AND FINANCING R/t	
4 VRY OP SPOOR (VOS) R/t Durban	d, e	170.37	170.37	170.37	268.74	170.37	579.41	579.41	4 FREE ON RAIL (FOR) R/t Durban	
5 GELEWER: - Durban na Randfontein R/ton	f	5721.26	5489.32	5601.45	5803.61	6340.64	21906.39	23517.06	5 DELIVERED: - Durban to Randfontein R/ton	
	g	246.10	246.10	246.10	246.10	246.10	-	-	6 DELIVERED: - Durban to Randfontein R/ton	
		5967.36	5735.42	5847.55	6049.71	6586.74	-	-		

Notas/Notes:

a Bron van pryse en vraggeld / Source of prices and freight rates : IGC (GMI), Geogalos Peanut World & Oilworld

2017/03/28

Termyn / Term	US\$/ton (VAB/FOB)	Vraggeld/Freight Rate:	US\$/ton
Sojabone/Soybeans: VSA/USA (Golf/Gulf)	Apr 2017 370.00	US Golf / Gulf	28.00
Sojabone/Soybeans: Argentinië/Argentina (Up River)	Apr 2017 359.00	Argentinië / Argentina	22.00
Sojabone/Soybeans: Brazilië/Brazil (Paranagua)	Apr 2017 367.00	EEC (Bordeaux/Hamburg)	19.00
Sonneblom/Sunflower: EU Frankryk/France (Bordeaux)	Apr 2017 407.00	Kanada/Canada (North Pacific)	31.00
Canola: Kanada/Canada (Vancouver)	Mrt/Mar 2017 404.00	Grondbone/Groundnuts (ARG)	69.00
Grondbone/Groundnuts: Argentinië/Argentina (Raw Runner 40/50)	Jul 2017 1431.00		
Grondbone/Groundnuts: VSA/USA (Runners 40/50)	Apr 2017 1581.00		

b Vraggeld: bereken vir vragte van +/- 20 000 - 30 000t / Freight rates: calculated for freights of +/- 20 000 - 30 000t

c Finansiëringkoste: 30 000t @ KAV @ primakoers vir 30 dae. Bron/Source: SARB 10.50% 2016/03/18

Financing cost: 30 000t @ CIF @ prime rate for 30 days.

d Aflaaiikoste / Discharging costs (R/ton):

	Sojabone/ Soybeans	Sonneblom/ Sunflower	Canola	Grondbone/ Groundnuts
Durban:	170.37	268.74	170.37	579.41

e Aflaaiikoste / Discharging fees:

Ingesluit: Kaaigelde, hantering, kaaioesig, agente/dokumentasie, logistiek & opnames (inspeksie van skeepsvrag) /

Included: Wharfage, handling, wharf supervision, agent/documentation, logistic & survey (inspection of shipload).

Uitgesluit: Gesondheidsinspeksie-, skeepsagentskapfooi, strooktoetsingsfooi vir GMO, opbergingskoste asook BTW en invoerbelasting /

Excluded: Health inspection fee, Ship agency fee, strip testing fees for GMO, storage costs as well as VAT and import duty.

N.B: Slegs 'n aanduiding, aangesien koste van opname beding kan word / N.B: Indication only, as cost of survey can be negotiated.

f Invoertarif / Import Tariff:

Sojabone/Soybeans = 8% op VAB / on FOB

Sonneblom/Sunflower = Vry / Free

Canola = 10% op VAB / on FOB

Grondbone/Groundnuts = 10% op VAB / on FOB

g Neem asb. Kennis dat Spoornet se spoorvrag op 1 April 2016 verander het na R246.10.

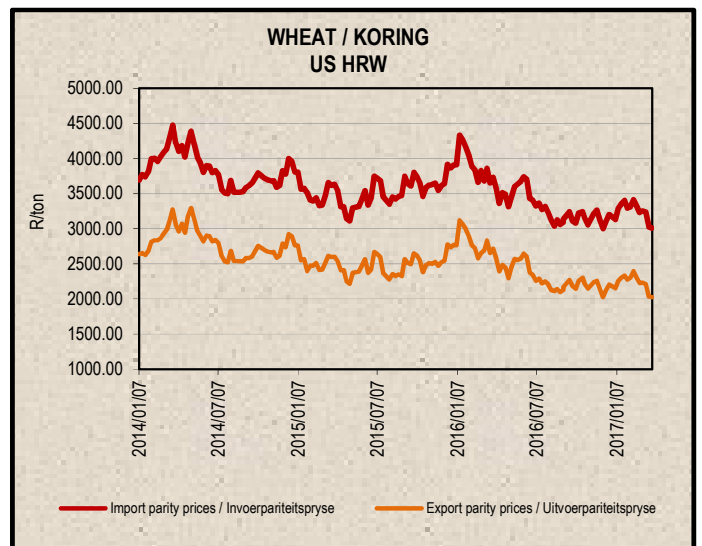
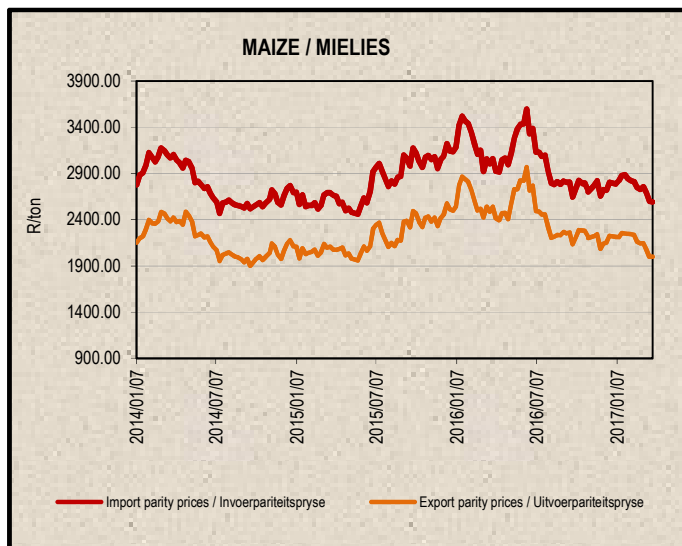
Please take note that on 1 April 2016 Spoornet railage cost changed to R246.10.

* Kwotasies is k.a.v. pryse. VAB pryse dus berekende pryse (kav minus vraggeld) / Quotes are c.i.f. prices. FOB prices are therefore calculated prices (cif minus freight rates).

13. EXPORT PARITY PRICES (b)

13. UITVOERPARITEITSPRYSE (b)

INDICATIVE EXPORT PARITY PRICES				2017/03/30		AANDUIDENDE UITVOERPARITEITSPRYSE	
This is only an example of how an export parity price can be calculated - it can vary according to need	US No3Y Maize/ Mielies Gulf/Golf (b)	US HRW Wheat/Koring Gulf/Golf (b)	US DNS 14% Wheat/Koring PNW (b)	Argentine Raw Runner 40/50 Groundnuts/ Grondbone (f)	Hierdie is slegs 'n voorbeeld van hoe 'n uitvoerpariteitsprys bereken kan word - dit kan varieer volgens behoefte		
	Apr 2017	Apr 2017	Apr 2017	Jul 17			
FOB Gulf value (\$/t)	159.00	191.00	255.00	1431.00	VAB Golfwaarde (\$/t)		
Difference in quality and locality of SA ¹ Maize: Plus US\$10 (\$/t) Groundnuts: Less 3,5% of fob value	\$10.00			96,5%	Kwaliteits- en liggingsverskil van SA ¹ Mielies: Plus VSA\$10 (\$/t) Grondbone: Min 3,5% van vab waarde		
SA fob price (\$/t)	169.00	191.00	255.00	1380.92	SA vab prys (\$/t)		
Exchange rate (1\$=): (2017/03/28)	12.8447	12.8447	12.8447	12.8447	Wisselkoers (1\$=): (2017/03/28)		
FOB Gulf value (R/t)	2170.75	2453.34	3275.40	17737.50	VAB Golfwaarde (R/t)		
Marketing costs:					Bemerkings koste:		
Financing (Prime rate 10.50% - 30 days) (R/t)	18.73	21.17	28.27	153.08	Finansieringskoste (Primakoers 10.50% - 30 dae) (R/t)		
Railage: ² Randfontein – Durban harbour	246.10	246.10	246.10	-	Spoorvrag: ² Randfontein – Durbanhawe		
Loading costs: (R/t) ³ Durban Harbour (Mainly spout method)	151.88	163.20	163.20	467.13	Oplaaikoste: (R/t) ³ Durbanhawe (Hoofsaaklik tregter metode)		
EXPORT REALISATION (R/t):					UITVOER REALISASIE (R/t):		
Randfontein	1754.04	2022.87	2837.83	17117.29	Randfontein		
<i>Difference in quality and locality of SA (As requested by the industry)</i>				1	<i>Kwaliteits- en liggingsverskil van SA (Soos deur die bedryf versoek)</i>		
<i>As from 14 June 2012, the discount/rebate will no longer be used to calculate the export parity price on US HRW and a new calculation will be added for US DNS, also without the discount/rebate.</i>					<i>Vanaf 14 Junie 2012 sal die diskonto/premie nie meer gebruik word by die berekening van die uitvoerpariteitprys van US HRW nie en 'n nuwe berekening word nou vir US DNS gedoen, ook sonder diskonto/premie.</i>		
<i>Railage costs: Please take note that on 1 April 2016 Spoornet railage cost changed to R246.10.</i>				2	<i>Spoorvrag koste: Neem asb. Kennis dat Spoornet se spoorvrag op 1 April 2016 verander het na R246.10.</i>		
<i>Loading costs, received from Hull Blyth: Included: Cargo dues, handling, wharf supervision, agency/documentation, logistics & surveys (inspection of cargo). Excluded: Ship agent fees, health & PPECB inspections, storage facility & transport costs to storage facility, VAT & duties.</i>				3	<i>Oplaaikoste, ontvang van Hull Blyth: Ingesluit: Kaaigelde, hantering, kaaitoesig, agente/dokumentasie, logistiek & opnames (inspeksie van skeepsvrag) Uitgesluit: Skeepagentskaps-, inspeksie-, opbergings- en vervoerkoste na opbergingsfasiliteit, BTW & invoerbelasting.</i>		



14. WEATHER

For local weather, please follow the link below:
www.weathersa.co.za

14. WEER

Vir plaaslike weer, volg asseblief die onderstaande skakel:
www.weathersa.co.za

15. SUNDRIES (g)

15. DIVERSE (g)

RSA GRAIN & OILSEED POSITION / RSA GRAAN & OLIESAAD POSISIE

		White Maize / Witmielies	Yellow Maize / Geelmielies	Total Maize / Totaal Mielies	Barley / Gars	Oats / hawer	Wheat / Koring
From:		2016/05	2016/05	2016/05	2016/10	2016/10	2016/10
Until:		2017/02	2017/02	2017/02	2017/02	2017/02	2017/02
Opening stock / beginvoorraad		1 307 867	1 163 200	2 471 067	169 892	15 346	827 232
Deliveries / Lewerings	(a)	3 045 981	3 615 368	6 661 349	351 887	53 107	1 803 714
Imports / Invoere		653 942	1 340 202	1 994 144	37 339	13 231	360 190
Utilisation / Aanwending	(b)	3 535 145	4 873 704	8 408 849	163 602	28 265	1 290 338
Exports / Uitvoere		468 150	360 090	828 240	13806	0	44 969
Sundries / Diverse	(c)	-33 484	7 947	-25 537	-3843	46	-2 564
Unutilised stock/ Onaangewende voorraad		1 037 979	877 029	1 915 008	385 553	53 373	1 658 393

		Sorghum	Canola	Groundnuts / Grondbone	Soybeans / Sojabone	Sunflower / Sonneblom
From:		2016/03	2016/10	2016/03	2016/03	2016/03
Until:		2017/02	2017/02	2017/02	2017/02	2017/02
Opening stock / beginvoorraad		83 142	16 386	12 174	89 128	45 867
Deliveries / Lewerings	(a)	68 486	103 962	17 227	713 195	759 614
Imports / Invoere		74 957	0	52 160	271 098	70 643
Utilisation / Aanwending	(b)	172 685	48 911	64 342	979 370	714 431
Exports / Uitvoere		12 626	0	8 408	6 745	205
Sundries / Diverse	(c)	6 219	-1 005	466	-1 828	-951
Unutilised stock/ Onaangewende voorraad		35 055	72 442	8 345	89 134	162 439

Notes:

- (a) Deliveries directly from farms. / Lewerings direk vanaf plase.
- (b) Includes withdrawn by farmers, end-consumers and seed (d). / Ingesluit onttrekking deur produsente, eindverbruikers en saad vir plantdoeleindes (d).
- (c) Includes surplus and shortages. / Ingesluit surplusse en tekorte.
- (d) Seed: No seed information for maize and sorghum. / Saad: Geen saad inligting vir mielies en sorghum nie.

Sources / Bronne:

(a) = Safex; (b) = International Grains Council; (c) = CBOT; (d) = KCBT;
 (e) = Oil World; (f) = Geogalos Peanut World; (g) = SAGIS.

* Formula according to ITAC (International Trade Administration Commission of South Africa)/
 Formule volgens ITAC (International Trade Administration Commission of South Africa)

SAGIS
 Nico Hawkins
 General Manager / Hoofbestuurder

Indemnity/Vrywaring: Although everything has been done to ensure the accuracy of the information, neither SAGIS nor any of its directors or employees takes any responsibility for actions or losses that might occur as a result of the usage of this information. / Alhoewel alles gedoen is om te verseker dat die inligting korrek is, aanvaar nie SAGIS of enige van sy direkteure of werknemers verantwoordelikheid vir enige aksies of verliese as gevolg van die inligting wat gebruik is nie.