

SAGIS WEEKLY BULLETIN / SAGIS WEEKLIKSE BULLETIN

1. Producer Deliveries (ton):			1. Produsentelewerings (ton):	
Commodity	Latest week/ Jongste week: 18 - 24 Feb 2017	Total: current marketing year/ Totaal: huidige bemarkingsjaar	Total: same period previous marketing year/ Totaal: selfde periode vorige bemarkingsjaar	Kommoditeit
White maize	20 798	3 022 649	4 471 391	Witmielies
Yellow maize	9 658	3 596 567	4 496 400	Geelmielies
Total: maize	30 456	6 619 216	8 967 791	Totaal: mielies
Wheat	6 544	1 790 829	1 329 809	Koring

2. Imports (ton):			2. Invoere (ton):	
2.1 Imports for RSA			2.1 Invoere vir RSA	
Commodity	Latest week/ Jongste week: 18 - 24 Feb 2017	Total: current marketing year/ Totaal: huidige bemarkingsjaar	Total: same period previous marketing year/ Totaal: selfde periode vorige bemarkingsjaar	Kommoditeit
White maize	0	668 504	71 526	Witmielies
Yellow maize	17 623	1 310 393	1 026 101	Geelmielies
Maize Total	17 623	1 978 897	1 097 627	Mielies Totaal
Wheat	48 135	296 224	893 047	Koring
Origin of imports / Oorsprong van invoere				
White maize/Witmielies		Yellow maize/Geelmielies		Wheat/Koring
Mexico		Argentina		Argentina
USA		Brazil		Canada
		Romania		Czech Republic
		Ukraine		Germany
				Poland
				Russia
				USA
2.2 Imports for other countries			2.2 Invoere vir ander lande	
White maize	0	201 934	0	Witmielies
Yellow maize	0	10 234	2 328	Geelmielies
Maize Total	0	212 168	2 328	Mielies Totaal
Wheat	0	86 997	113 613	Koring
Origin of imports / Oorsprong van invoere				
White maize/Witmielies		Yellow maize/Geelmielies		Wheat/Koring
Mexico		Argentina		Argentina
USA		Romania		Canada
				Germany
				Poland
				Russia
				USA

3. Exports (ton):
3.1 RSA Exports

Commodity	Latest week/ Jongste week: 18 - 24 Feb 2017	Total: current marketing year/ Totaal: huidige bemarkingsjaar	Total: same period previous marketing year/ Totaal: selfde periode vorige bemarkingsjaar	Kommoditeit
White maize	9 915	406 085	364 007	Witmielies
Yellow maize	3 968	252 776	182 881	Geelmielies
Maize Total	13 883	658 861	546 888	Mielies Totaal
Wheat	3 142	39 745	25 288	Koring

3. Uitvoere (ton):
3.1 RSA Uitvoere
Destination of exports / Bestemming van uitvoere

White maize/Witmielies	Yellow maize/Geelmielies	Wheat/Koring
Botswana	Botswana	Botswana
Lesotho	Korea	Lesotho
Malawi	Lesotho	Mozambique
Mozambique	Mozambique	Namibia
Namibia	Namibia	Swaziland
Swaziland	Swaziland	Zimbabwe
Zimbabwe	Zambia	
	Zimbabwe	

3.2 Imports for Exports

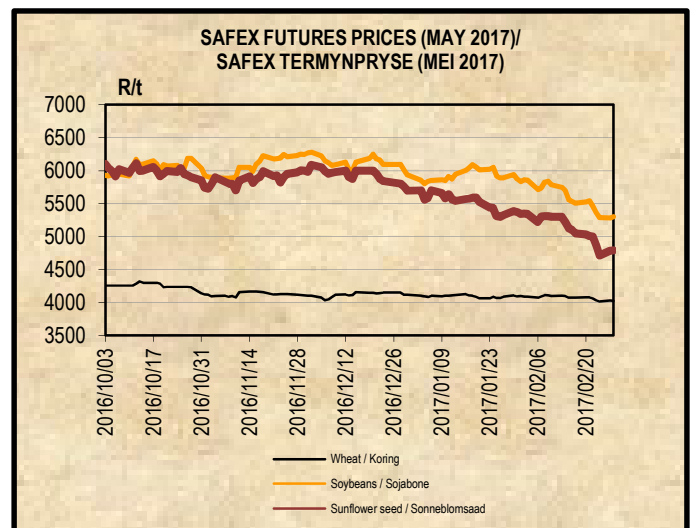
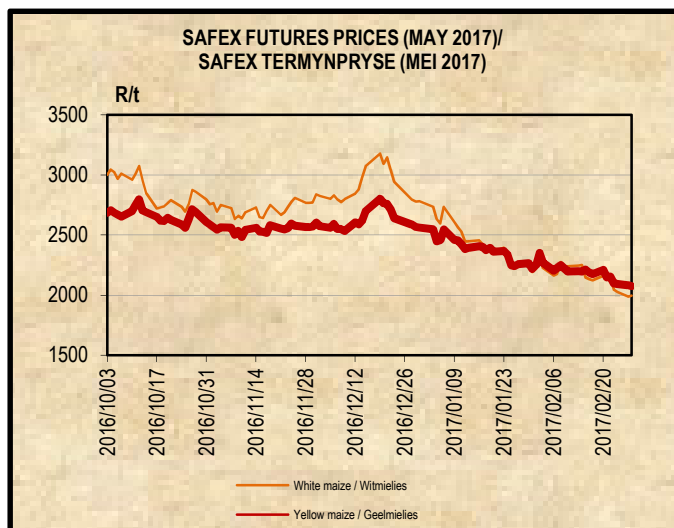
Commodity	White maize	Yellow maize	Maize Total	Wheat	
White maize	4 994	0	4 994	2 930	Witmielies
Yellow maize	0	14 003	14 003	92 876	Geelmielies
Maize Total	4 994	14 003	18 997	106 196	Mielies Totaal
Wheat	0	0	0	0	Koring

3.2 Invoere vir Uitvoere
Destination of exports / Bestemming van uitvoere

White maize/Witmielies	Yellow maize/Geelmielies	Wheat/Koring
Lesotho	Angola	Botswana
Mozambique	Namibia	Lesotho
Swaziland	Swaziland	Swaziland
Zimbabwe	Zimbabwe	Zambia
		Zimbabwe

4. DOMESTIC PRICES PER SAFEX (R/t)(a)
4. PLAASLIKE PRYSE VOLGENS SAFEX (R/t)(a)

Commodity	Future Prices / Termynpryse (2017/02/28) R/ton					Kommoditeit
	Mar-17	May-17	Jul-17	Sep-17	Dec-17	
White maize	2780.00	1996.00	1917.00	1975.00	2042.00	Witmielies
Yellow maize	2592.00	2074.00	2025.00	2076.00	2138.00	Geelmielies
Wheat	3937.00	4022.00	4063.00	4090.00	N/A	Koring
Sunflower	4644.00	4790.00	4880.00	4964.00	5125.00	Sonneblom
Soybeans	6049.00	5300.00	5400.00	5470.00	5600.00	Sojabone
Sorghum	3300.00	3100.00	3150.00	3200.00	3300.00	Sorghum



5. IMPORT TARIFF ON MAIZE (b)*
5. INVOERTARIEF OP MIELIES (b)*

Derived US No2Y Yellow Maize fob (Gulf) (b)	2017-02-22	2017-02-23	2017-02-24	2017-02-27	2017-02-28	Afgeleide VSA No2Y Geelmielies vab (Golf) (b)
RSA Initial Reference Price	\$110.00					RSA Oorspronklike Verwysingsprys
Base price (\$/t)	117.65	117.65	117.65	117.65	117.65	Basisprys (\$/t)
Daily price (\$/t) (IGC)	170.60	168.60	167.60	166.60	169.60	Daaglikse prys (\$/t) (IGC)
Average of 21 days (\$/t)	171.79	171.60	171.36	171.08	171.03	Gemiddeld van 21 dae (\$/t)
Deviation from base price (\$/t)	-54.14	-53.95	-53.71	-53.43	-53.38	Afwyking van basisprys (\$/t)
Duty on maize (\$/t)	-61.79	-61.60	-61.36	-61.08	-61.03	Reg op mielies (\$/t)
Duty on maize (R/t)	-821.93	-818.18	-814.08	-808.92	-806.45	Reg op mielies (R/t)
R/\$ Exchange rate (average of 21 days)	13.3021	13.2822	13.2672	13.2435	13.2140	R/\$ Wisselkoers (gemiddeld van 21 dae)
Tariff Gazetted 2006/12/08	R0.00/t					Tarief gepubliseer 2006/12/08

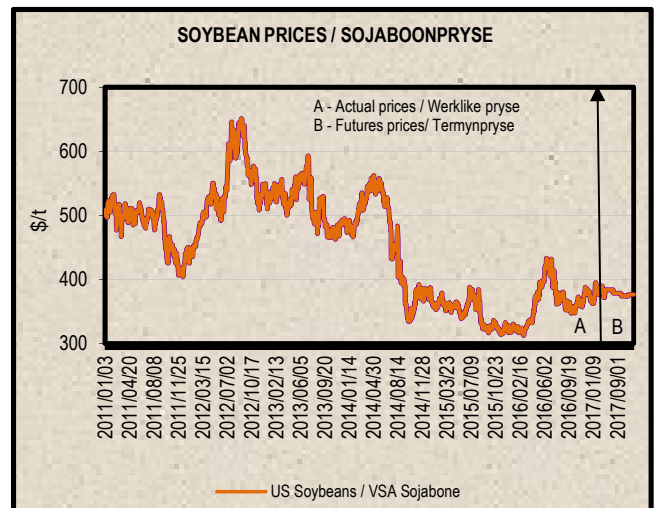
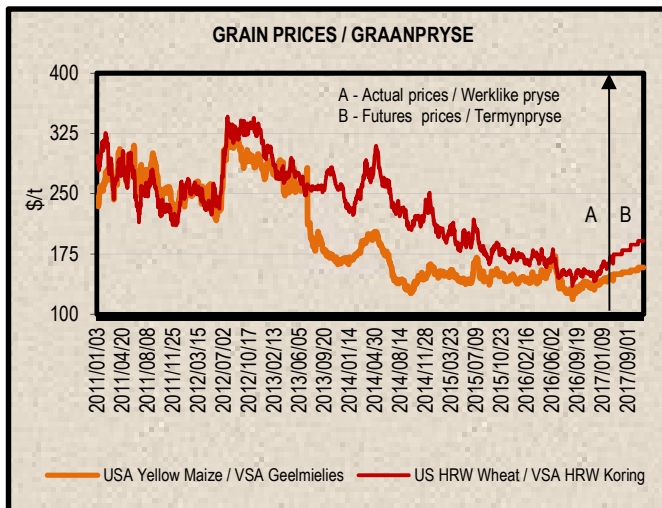
6. IMPORT TARIFF ON WHEAT (b)*
6. INVOERTARIEF OP KORING (b)*

US No2 HRW fob (Gulf)	2017/01/31	2017/02/07	2017/02/14	2017/02/21	2017/02/28	VSA No2 HRW vab (Golf)
RSA Initial Reference Price	\$294.00					RSA Oorspronklike Verwysingsprys
Base price (\$/t)	193.33	193.33	205.33	205.33	205.33	Basis prys (\$/t)
Weekly price (\$/t) (IGC)	208.00	206.00	217.00	211.00	206.00	Weeklikse prys (\$/t) (IGC)
3 Weeks moving average (\$/t)	205.00	205.33	208.33	211.33	211.33	3 Weke skuiwende gemiddeld (\$/t)
Number of weeks that the deviation is more than \$10	2	3				Aantal weke wat die afwyking meer as \$10 is
Deviation from base price (\$/t)	-11.67	-12.00	-3.00	-6.00	-6.00	Afwyking van basisprys (\$/t)
Calculated Duty on wheat (\$/t)	89.00	88.67	85.67	82.67	82.67	Berekende Reg op koring (\$/t)
Calculated Duty on wheat (R/t)	1203.45	1190.19	1133.43	1084.52	1075.88	Berekende Reg op koring (R/t)
R/\$ Exchange rate	13.5219	13.4227	13.2302	13.1186	13.0141	R/\$ Wisselkoers
Tariff Gazetted 2016/08/22 (R/t)	R 1 591.40					Tarief gepubliseer 2016/08/22 (R/t)

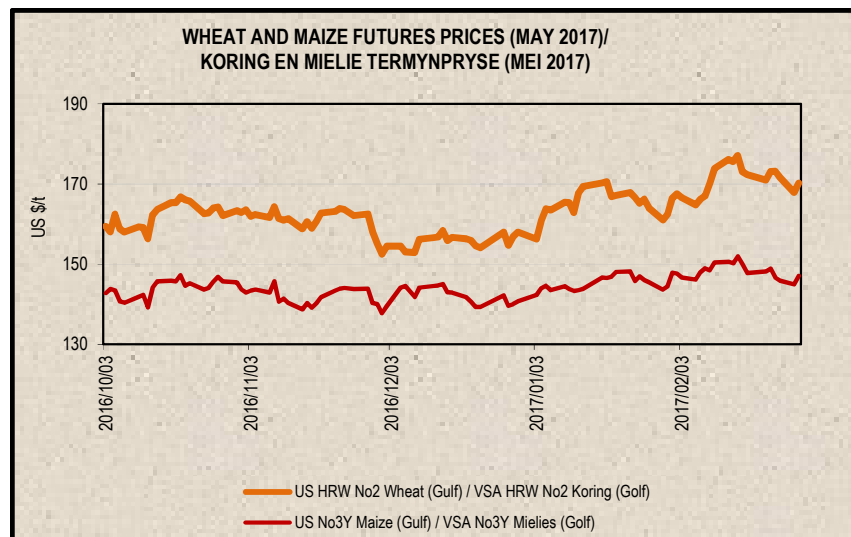
7. PRICES – INTERNATIONAL (US\$/t)

7. PRYSE - INTERNASIONAAL (VSA\$/t)

FOB (US\$/t)	Export Quotations/ Uitvoerkwotasie (b)(e)(f)				VAB (VSA\$/t)
	2017/02/28	2017/02/21	2017/02/14	2017/02/07	
US No 2 HRW Wheat (Gulf)	206.00	211.00	217.00	206.00	VSA No 2 HRW Koring (Golf)
US DNS Wheat 14% PNW	266.00	269.00	291.00	287.00	VSA DNS Koring 14% PNW
Argentine Wheat (Up River)	188.00	188.00	184.00	185.00	Argentynse Koring (Up River)
EC (France) Wheat (grade 1)	191.00	190.00	192.00	191.00	EU (Frankryk) Koring (graad 1)
EC (Germany) B Quality Wheat	194.00	191.00	192.00	192.00	EU (Duitsland) B Kwaliteit Koring
Black Sea Milling Wheat	194.00	192.00	191.00	188.00	Swart See Maalkoring
US No 3Y Maize (Gulf)	168.00	168.00	172.00	170.00	VSA No3Y Mielies (Golf)
Argentine Maize (Up River)	167.00	183.00	185.00	182.00	Argentynse Mielies (Up River)
US Sorghum (Gulf)	164.00	165.00	167.00	167.00	VSA Sorghum (Golf)
Argentine Sorghum (Up River)	163.00	167.00	167.00	168.00	Argentynse Sorghum (Up River)
US Soybeans (Gulf)	398.00	400.00	406.00	402.00	VSA Sojabone (Gulf)
Argentine Soybeans (Up River)	392.00	393.00	398.00	400.00	Argentynse Sojabone (Up River)
Canadian Canola	423.00	420.00	425.00	422.00	Kanadese Canola
Argentine Groundnuts Runners 40/50	1531.00	1571.00	1565.00	1555.00	Argentynse Grondbone 40/50 Runners
US Groundnuts Runners 40/50 shelled	1581.00	1581.00	1565.00	1565.00	VSA Grondbone 40/50 Runners uitgedop
Australian Malting Barley (South. Cross Malt)	179.00	180.00	181.00	181.00	Australiese Moutgars (South. Cross Malt)



Futures prices (US\$/t) / Termynpryse (VSA\$/t) (c)(d) (2017/02/28)							
Commodity	Mar-17	May-17	Jul-17	Sep-17	Dec-17	Mar-18	Kommoditeit
US No3 Yellow maize	144.32	147.08	149.99	152.43	154.95	158.34	VSA No3 Geelmielies
US No2 HRW wheat	165.79	170.27	174.53	179.67	186.80	191.51	VSA No2 HRW koring
US Soybeans	376.62	380.52	383.75	378.24	n/a	376.40	VSA Sojabone



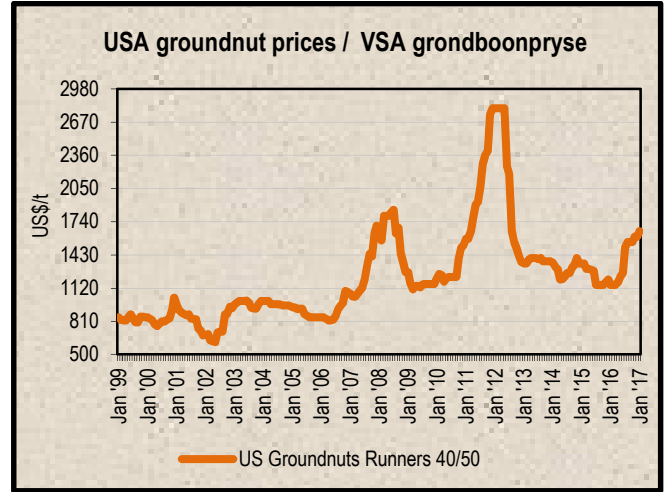
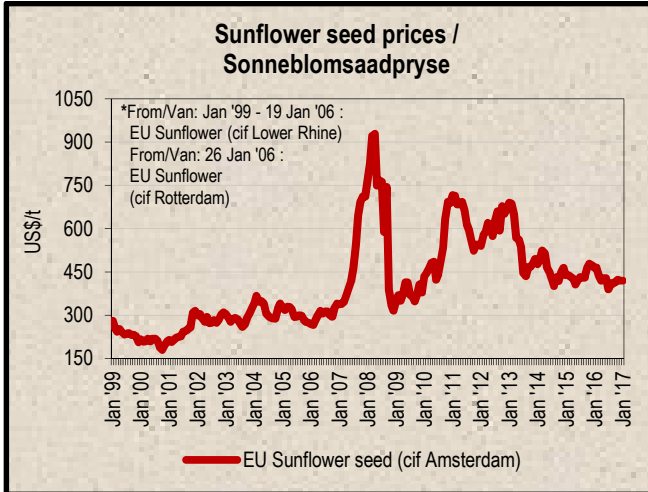
8. LOWEST REPRESENTATIVE ASKING PRICES
(US\$/t)(e)(f)(Prices of previous week)

8. LAAGSTE VERTEENWOORDIGENDE PRYSE GEVRA
(Pryse van vorige week)(VSA\$/t)(e)(f)

US\$/t	2017/02/23	2017/02/16	Change/ Verandering	VSA\$/t
Soybeans, Brazil, c.i.f. Rotterdam	420	431	-2.6%	Sojabone, Brasilië, k.a.v. Rotterdam
Soybeans, USA, c.i.f. Rotterdam	419	431	-2.8%	Sojabone, VSA, k.a.v. Rotterdam
Groundnuts, USA Runners 40/50*	1650	1650	0.0%	Grondbone, VSA Runners 40/50*
Groundnuts, Argentine Runners 40/50*	1600	1640	-2.4%	Grondbone, Argentynse Runners 40/50*
Groundnut-oil, c.i.f. Rotterdam	1550	1550	0.0%	Grondboon-olie, k.a.v. Rotterdam
Sunflower seed, EU c.i.f. Amsterdam	415	415	0.0%	Sonneblomsaad, EU k.a.v. Amsterdam
Sunflower-oil, EU (fob) N.W. Europe	795	810	-1.9%	Sonneblom-olie, EU (vab) N.W. Eur.
Rapeseed, Europe, 00, c.i.f. Hamburg	442	458	-3.5%	Raapsaad, Europa, 00, k.a.v. Hamburg

* Shelled, c.i.f. Rotterdam

* Uitgedop k a v Rotterdam



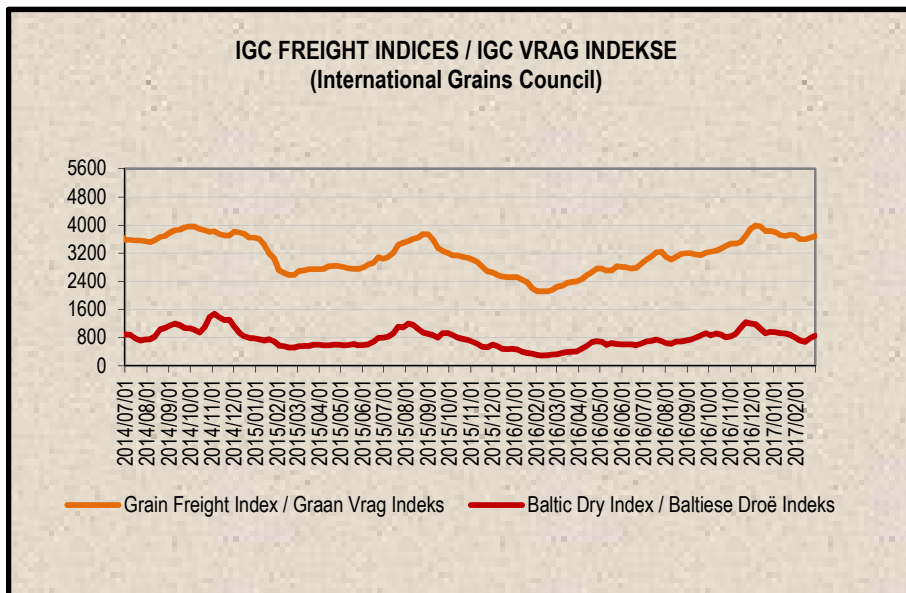
9. IGC FREIGHT INDICES (b)

9. IGC VRAG INDEKSE (b)

IGC FREIGHT INDICES / IGC VRAG INDEKSE							
	2017/01/24	2017/01/31	2017/02/07	2017/02/14	2017/02/21	2017/02/28	
Grain Freight Index*	3725	3706	3599	3599	3638	3686	Graan Vrag Indeks*
Baltic Dry Index	886	800	714	685	778	859	Baltiese Droë Indeks

* IGC Grain Freight Index represents 15 major grain routes, including five from the United States of America, and two each from other main exporting nations (including Argentina, Black Sea, Europe and Canada); with base an average of the four weeks ending 11 May 2005 = 6000. The updated indices will be available on Thursdays on SAGIS' website.

* IGC Graan Vrag Indeks verteenwoordig 15 hoof graanroetes, insluitende vyf vanaf die Verenigde State van Amerika, en twee elk van ander hoof uitvoermasies (insluitende Argentinië, Swart See, Europa en Kanada); met basis 'n gemiddeld van die vier weke geëindig 11 Mei 2005 = 6000. Die opgedateerde indekse sal Donderdae op SAGIS se webwerf beskikbaar.



10. IMPORT PARITY PRICES – SUMMER GRAINS (b)

10. INVOERPARITEITPRYSE - SOMERGRANE (b)

INVOERPARITEITPRYSE VAN SOMERGRANE (BTW UITGESLT)				2017/03/02			IMPORT PARITY PRICES OF SUMMER GRAINS (VAT EXCL)	
ITEM	Nota/ Note	Mielies/Maize	Mielies/Maize	Sorghum	Sorghum	Sorghum	ITEM	
		VSA/ USA Golf/Gulf (no.3Y)	Argentynse/ Argentine Up River	VSA/ USA Golf/Gulf	Argentynse/ Argentine Up River	Australiese/ Australian Brisbane		
		\$/t	\$/t	\$/t	\$/t	\$/t		
Internasionale VAB pryse	a	168.00	167.00	164.00	163.00	234.00	International FOB prices	
Vraggeld	b	27.00	21.00	27.00	21.00	13.00	Freight Rates	
Assuransie (0.3% van VAB)		0.50	0.50	0.49	0.49	0.70	Insurance (0.3% of FOB)	
1 KOSTE, ASSURANSIE EN VRAG (KAV) \$/T		195.50	188.50	191.49	184.49	247.70	1 COST, INSURANCE AND FREIGHT (CIF) \$/T	
<i>Omskakel na R/t</i>							<i>Converted to R/t</i>	
R/\$ Wisselkoers op: 2017/02/28		13.0141	13.0141	13.0141	13.0141	13.0141	R/\$ Exchange rate on: 2017/02/28	
2 KOSTE, ASSURANSIE EN VRAG (KAV) R/t		R/t	R/t	R/t	R/t	R/t	2 COST, INSURANCE AND FREIGHT (CIF) R/t	
		2544.26	2453.16	2492.07	2400.97	3223.59		
Finansieringskoste	c	21.96	21.17	21.51	20.72	27.82	Financing cost	
3 KOSTE, ASSURANSIE, VRAG EN FINANSIERING R/t		2566.22	2474.33	2513.58	2421.69	3251.41	3 COST, INSURANCE, FREIGHT AND FINANCING R/t	
Aflaaiikoste:	d, e			146.54	146.54	146.54	Discharging cost:	
- Kaapstad		122.93	122.93	n/a	n/a	n/a	- Cape Town	
- Durban		163.11	163.11	170.37	170.37	170.37	- Durban	
Invoertarif	f	0.00	0.00	64.03	63.64	91.36	Import Tariff	
4 VRY OP SPOOR (VOS) R/t							4 FREE ON RAIL (FOR) R/t	
- Kaapstad		2689.15	2597.26	n/a	n/a	n/a	- Cape Town	
- Durban		2729.33	2637.44	2724.15	2631.87	3489.31	- Durban	
Spoorvragkoste	g						Railage cost	
- Durban na Randfontein		246.10	246.10	246.10	246.10	246.10	- Durban to Randfontein	
5 GELEWER:							5 DELIVERED:	
- Durban na Randfontein R/ton		2975.43	2883.54	2970.25	2877.97	3735.41	- Durban to Randfontein R/ton	

Notas/Notes:

a Bron van pryse en vraggeld : IGC GMI
Source of prices and freight rates: IGC GMI

2017/02/28

Termyn / Term	US\$/ton (VAB/FOB)	Vraggeld/Freight Rate:	US\$/ton
Mrt/Mar 2017	168.00	US Golf / Gulf	27.00
Mrt/Mar 2017	167.00	Argentinië / Argentina	21.00
Mrt/Mar 2017	164.00	Australië/Australia	13.00
Mrt/Mar 2017	163.00		
Mrt/Mar 2017	234.00		

Mielies/Maize: VSA/USA (Golf/Gulf No.3Y)
Mielies/Maize: Argentinië/Argentina (Up River)
Sorghum: VSA/USA (Golf / Gulf Mib)
Sorghum: Argentinië/Argentina (Up River)
Sorghum: Australië/Australia (Brisbane)

b Vraggeld: bereken vir vragte van +/- 20 000 - 30 000t / Freight rates: calculated for freights of +/- 20 000 - 30 000t

c Finansieringskoste: 30 000t @ KAV @ primakoers vir 30 dae. Bron/Source: SARB 10.50% 2016/03/18
Financing cost: 30 000t @ CIF @ prime rate for 30 days.

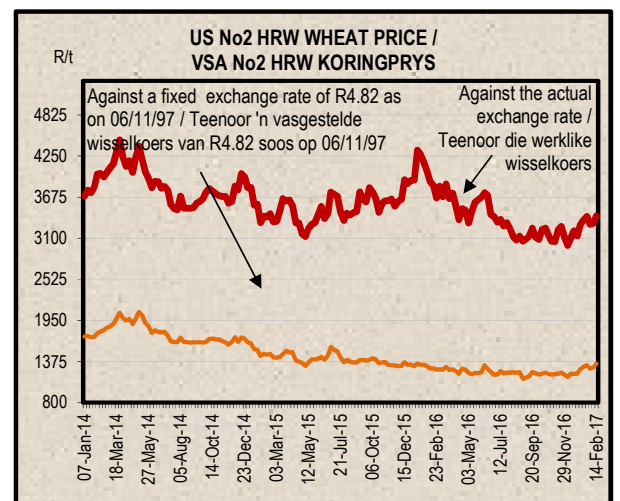
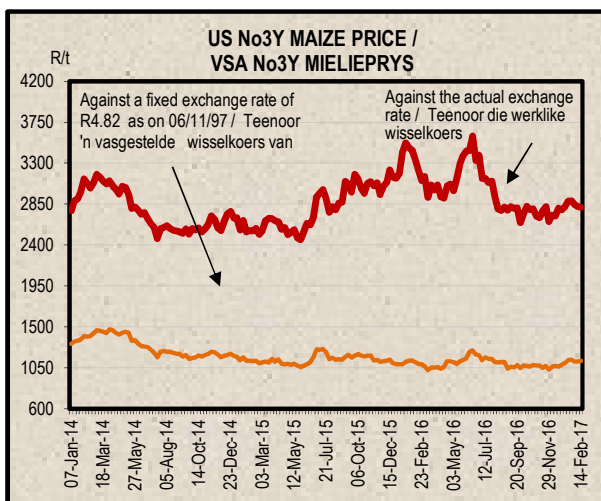
	Mielies/Maize:	Sorghum
Kaapstad / Cape Town:	122.93	n/a
Durban:	163.11	170.37

d Aflaaiikoste / Discharging costs (R/ton):
Bron / Source: Hull Blyfh

e Ingesluit: Kaagelde, hantering, kaatbesig, agente/dokumentasie, logistiek & opname (inspeksie van skeepsvrag) / Included: Wharfage, handling, wharf supervision, agent/documentation, logistic & survey (inspection of shipload).
Uitgesluit: Gesondheidsinspeksie-, skeepsagentskaplooi, strookbetsingsfooi vir GMO, opbergingskoste asook BTW en invoerbelasting / Excluded: Health inspection fee, Ship agency fee, strip testing fees for GMO, storage costs as well as VAT and import duty.
N.B: Slegs 'n aanduiding, aangesien koste van opname beding kan word / N.B: Indication only, as cost of survey can be negotiated.

f Invoertarif / Import Tariff:
Mielies/Maize = Vry / Free
Sorghum = 3% op VAB / on FOB

g Neem asb. kennis dat 'n verandering in Spoornet se spoorvrag op 1 April 2016 plaasgevind het na R246.10.
Please take note that there was a change in Spoornet railage cost on 1 April 2016 to R246.10.



11. IMPORT PARITY PRICES – WINTER CEREALS (b)

11. INVOERPARITEITPARYSE - WINTERGRANE (b)

INVOERPARITEITPARYSE VAN WINTERGRANE (BTW UITGESLT)		2017/03/02						IMPORT PARITY PRICES OF WINTER CEREALS (VAT EXCL)	
ITEM	Nota/ Note	Koring/Wheat	Koring/Wheat	Koring/Wheat	Koring/Wheat	Gars/Barley	Gars/Barley	ITEM	
		VSA/ USA Golf/Gulf HRW	VSA/ USA PNW DNS	Argentynse/ Argentine Up River Trigo Pan	EU Duitsland/ Germany B kwaliteit/ quality	Australiese/ Australian Fremantle Mout/Malting	Frans/ French Rouen Mout/Malting		
Internasionale VAB pryse	a	206.00	266.00	188.00	194.00	179.00	213.00 *	International FOB prices	
Vraggeld	b	27.00	27.00	21.00	16.00	14.00	17.00	Freight Rates	
Assuransie (0.3% van VAB)		0.62	0.80	0.56	0.58	0.54	0.64	Insurance (0.3% of FOB)	
1 KOSTE, ASSURANSIE EN VRAG (KAV) \$/T		233.62	293.80	209.56	210.58	193.54	230.64	1 COST, INSURANCE AND FREIGHT (CIF) \$/T	
<i>Omskakel na R/t</i>								<i>Converted to R/t</i>	
R/\$ Wisselkoers op: 2017/02/28		13.0141	13.0141	13.0141	13.0141	13.0141	13.0141	R/\$ Exchange rate on: 2017/02/28	
2 KOSTE, ASSURANSIE EN VRAG (KAV) R/t		3040.35	3823.54	2727.23	2740.51	2518.75	3001.57	2 COST, INSURANCE AND FREIGHT (CIF) R/t	
Finansieringskoste	c	26.24	33.00	23.54	23.65	21.74	25.90	Financing cost	
3 KOSTE, ASSURANSIE, VRAG EN FINANSIERING R/t		3066.59	3856.54	2750.77	2764.16	2540.49	3027.47	3 COST, INSURANCE, FREIGHT AND FINANCING R/t	
AfLaakoste	d, e							Discharging cost	
3.1 Kaapstad (Hoofsaaklik kaaihykraan metode)		124.02	124.02	124.02	124.02	157.11	157.11	3.1 Cape Town (Mainly shore cranes method)	
3.2 Durban (Hoofsaaklik suig-in-silo metode)		163.11	163.11	163.11	163.11	170.37	170.37	3.2 Durban (Mainly suction into silo method)	
Invoertarif op koring	f	1591.40	1591.40	1591.40	1591.40	0.00	0.00	Import Tariff on wheat	
4 VRY OP SPOOR (VOS) R/t								4 FREE ON RAIL (FOR) R/t	
4.1 Kaapstadhawe		4782.01	5571.96	4466.19	4479.58	2697.60	3184.58	4.1 Cape Town Harbour	
4.2 Durbanhawe		4821.10	5611.05	4505.28	4518.67	2710.86	3197.84	4.2 Durban Harbour	
Spoorvragkoste	g							Railage cost	
- Kaapstad na Paarl		85.60	85.60	85.60	85.60	n/a	n/a	- Cape Town to Paarl	
- Durban na Randfontein		246.10	246.10	246.10	246.10	246.10	246.10	- Durban to Randfontein	
5 GELEWER:								5 DELIVERED:	
- Kaapstad na Paarl R/ton		4867.61	5657.56	4551.79	4565.18	n/a	n/a	- Cape Town to Paarl R/ton	
- Durban na Randfontein R/ton		5067.20	5857.15	4751.38	4764.77	2956.96	3443.94	- Durban to Randfontein R/ton	

Notas/Notes: 2017/02/28

a Bron van pryse en vraggeld : IGC GMI
Source of prices and freight rates: IGC GMI

Termyn / Term	VAB/FOB US\$/tn	Vraggeld / Freight Rate: US\$/tn	Gars/Barley = US\$ + 1
Mrt/Mar 2017	206.00	US (Golf / Gulf)	27.00
Mrt/Mar 2017	266.00	Argentinië / Argentine (Upriver)	21.00
Mrt/Mar 2017	188.00	EEC (Bordeaux Hamburg)	16.00
Mrt/Mar 2017	194.00	Australië / Australia (Eastern)	13.00
Mrt/Mar 2017	179.00		14.00
Mrt/Mar 2017	213.00		

b Vraggeld: bereken vir vragte van +/- 20 000 - 30 000t / Freight rates: calculated for freights of +/- 20 000 - 30 000t

c Finansieringskoste: 30 000t @ KAV @ primakoers vir 30 dae. Bron/Source: SARB 10.50% 2016/03/18
Financing cost 30 000t @ CIF @ prime rate for 30 days.

d AfLaakoste / Discharging cost (R/tn):

	Koring/Wheat	Gars/Barley:
Kaapstad /		
Cape Town:	124.02	157.11
Durban:	163.11	170.37

Bron / Source: Hull Blyth

e Ingesluit: Kaagelde, hantering, kaatbesig, agente/dokumentasie, logistiek & opnames (inspeksie van skeepsvrag).
Included: Wharfage, handling, wharf supervision, agent/documentation, logistic & survey (inspection of shipload).
Uitgesluit: Gesondheidsinspeksie-, skeepsgagentskapfooi, strooktoelingsboei vir GMO, obergangskoste asook BTW en invoerbelasting.
Excluded: Health inspection fee, Ship agency fee, strip testing fees for GMO, storage costs as well as VAT and import duty.
N.B: Slegs 'n aanduiding, aangesien koste van opname beding kan word / N.B: Indication only, as cost of survey can be negotiated.

f Invoertarif / Import Tariff:
Koring/Wheat = R1591.40 p/tn
Gars/Barley = Vry/Free

g Neem asb. Kennis dat Spoorwet se spoorvrag op 1 April 2016 verander het soos volg:
Kaapstad na Paarl R85.60 en Durban na Randfontein R246.10.
Please take note that on 1 April 2016 Spoorwet railage cost changed as follows:
Cape Town to Paarl R85.60 and Durban to Randfontein R246.10.
* Prys laaste ontvang: 2016/09/27 / Price last received: 2016/09/27 .

12. IMPORT PARITY PRICES – OIL SEEDS (b)(e)(f)

12. INVOERPARITEITPRYSE - OLIESADE (b)(e)(f)

INVOERPARITEITPRYSE VAN OLIESADE (BTW UITGESLT)		2017-03-02							IMPORT PARITY PRICES OF OIL SEEDS (VAT EXCL)	
ITEM	Nota/ Note	Sojabone/ Soybeans	Sojabone/ Soybeans	Sojabone/ Soybeans	Sonneblom/ Sunflower	Canola	Grondbone/ Groundnuts	Grondbone/ Groundnuts	ITEM	
		VSA/ USA Golf/Gulf	Argentynse/ Argentine Up River	Brazilië/ Brazil Paranagua	EU Franse/ French Bordeaux	Kanadese/ Canadian Vancouver	Argentynse/ Argentine Raw Runners 40/50	VSA/ USA Raw Runners 40/50		
		\$/t	\$/t	\$/t	\$/t	\$/t	\$/t	\$/t		
Internasionale VAB pryse	a	398.00	392.00	396.00	418.00	423.00	1531.00 *	1581.00 *	International FOB prices	
Vraggeld	b	27.00	21.00	21.00	16.00	31.00	69.00	27.00	Freight Rates	
Assuransie (0.3% van VAB)		1.19	1.18	1.19	1.25	1.27	4.59	4.74	Insurance (0.3% of FOB)	
1 KOSTE, ASSURANSIE EN VRAG (KAV) \$/T Omskakel na R/t R/\$ Wisselkoers op: 2017/02/28		426.19	414.18	418.19	435.25	455.27	1604.59	1612.74	1 COST, INSURANCE AND FREIGHT (CIF) \$/T Converted to R/t R/\$ Exchange rate on: 2017/02/28	
2 KOSTE, ASSURANSIE EN VRAG (KAV) R/t		13.0141 R/t	13.0141 R/t	13.0141 R/t	13.0141 R/t	13.0141 R/t	13.0141 R/t	13.0141 R/t	2 COST, INSURANCE AND FREIGHT (CIF) R/t	
Finansieringskoste	c	5546.48	5390.18	5442.37	5664.39	5924.93	20882.29	20988.36	Financing cost	
3 KOSTE, ASSURANSIE, VRAG EN FINANSIERING R/t		47.87	46.52	46.97	48.88	51.13	180.22	181.13	3 COST, INSURANCE, FREIGHT AND FINANCING R/t	
Aflaakoste: Durban	d, e	5594.35	5436.70	5489.34	5713.27	5976.06	21062.51	21169.49	Discharging cost: Durban	
Invoertarif:	f	170.37	170.37	170.37	268.74	170.37	579.41	579.41	Import Tariff:	
4 VRY OP SPOOR (VOS) R/t Durban		414.37	408.12	412.29	0.00	550.50	1992.46	2057.53	4 FREE ON RAIL (FOR) R/t Durban	
Spoorvragkoste	g	6179.09	6015.19	6072.00	5982.01	6696.93	23634.38	23806.43	Railage cost	
- Durban na Randfontein		246.10	246.10	246.10	246.10	246.10	-	-	- Durban to Randfontein	
5 GELEWER: - Durban na Randfontein R/ton		6425.19	6261.29	6318.10	6228.11	6943.03	-	-	5 DELIVERED: - Durban to Randfontein R/ton	

Notas/Notes:

a Bron van pryse en vraggeld / Source of prices and freight rates : IGC (GMI), Geogalos Peanut World & Oilworld

2017/02/28

Termyn / Term	US\$/ton (VAB/FOB)	Vraggeld/Freight Rate:	US\$/ton	
Sojabone/Soybeans: VSA/USA (Golf/Gulf)	Mrt/Mar 2017	398.00	US Golf / Gulf	27.00
Sojabone/Soybeans: Argentinië/Argentina (Up River)	Apr 2017	392.00	Argentinië / Argentina	21.00
Sojabone/Soybeans: Brazilië/Brazil (Paranagua)	Mrt/Mar 2017	396.00	EEC (Bordeaux/Hamburg)	16.00
Sonneblom/Sunflower: EU Frankryk/France (Bordeaux)	Mrt/Mar 2017	418.00	Kanada/Canada (North Pacific)	31.00
Canola: Kanada/Canada (Vancouver)	Mrt/Mar 2017	423.00	Grondbone/Groundnuts (ARG)	69.00
Grondbone/Groundnuts: Argentinië/Argentina (Raw Runner 40/50)	Jul 2017	1531.00		
Grondbone/Groundnuts: VSA/USA (Runners 40/50)	Mrt/Mar 2017	1581.00		

b Vraggeld: bereken vir vragte van +/- 20 000 - 30 000t / Freight rates: calculated for freights of +/- 20 000 - 30 000t

c Finansieringskoste: 30 000t @ KAV @ primakoers vir 30 dae. Bron/Source: SARB 10.50% 2016/03/18

Financing cost: 30 000t @ CIF @ prime rate for 30 days.

d Aflaakoste / Discharging costs (R/ton):

	Sojabone/ Soybeans	Sonneblom/ Sunflower	Canola	Grondbone/ Groundnuts
Durban:	170.37	268.74	170.37	579.41

e Aflaakoste / Discharging fees:

Ingesluit: Kaaigelde, hantering, kaaioesig, agente/dokumentasie, logistiek & opnames (inspeksie van skeepsvrag) /

Included: Wharfage, handling, wharf supervision, agent/documentation, logistic & survey (inspection of shipload).

Uitgesluit: Gesondheidsinspeksie-, skeepsagentskapfooi, strooktoetsingsfooi vir GMO, opbergingskoste asook BTW en invoerbelasting /

Excluded: Health inspection fee, Ship agency fee, strip testing fees for GMO, storage costs as well as VAT and import duty.

N.B: Slegs 'n aanduiding, aangesien koste van opname beding kan word / N.B: Indication only, as cost of survey can be negotiated.

f Invoertarif / Import Tariff:

Sojabone/Soybeans = 8% op VAB / on FOB

Sonneblom/Sunflower = Vry / Free

Canola = 10% op VAB / on FOB

Grondbone/Groundnuts = 10% op VAB / on FOB

g Neem asb. Kennis dat Spoornet se spoorvrag op 1 April 2016 verander het na R246.10.

Please take note that on 1 April 2016 Spoornet railage cost changed to R246.10.

* Kwotasies is k.a.v. pryse. VAB pryse dus berekende pryse (kav minus vraggeld) / Quotes are c.i.f. prices. FOB prices are therefore calculated prices (cif minus freight rates).

13. EXPORT PARITY PRICES (b)

13. UITVOERPARITEITPRYSE (b)

INDICATIVE EXPORT PARITY PRICES				2017/03/02		AANDUIDENDE UITVOERPARITEITSPRYSE	
	US No3Y Maize/ Mielies Gulf/Golf (b)	US HRW Wheat/Koring Gulf/Golf (b)	US DNS 14% Wheat/Koring PNW (b)	Argentine Raw Runner 40/50 Groundnuts/ Grondbone (f) Jul 17	Hierdie is slegs 'n voorbeeld van hoe 'n uitvoerpariteitsprys bereken kan word - dit kan varieer volgens behoefte		
	Mrt/Mar 2017	Mrt/Mar 2017	Mrt/Mar 2017				
FOB Gulf value (\$/t)	168.00	206.00	266.00	1531.00	VAB Golfwaarde (\$/t)		
Difference in quality and locality of SA ¹ Maize: Plus US\$10 (\$/t)	\$10.00				Kwaliteits- en liggingsverskil van SA ¹ Mielies: Plus VSA\$10 (\$/t)		
Groundnuts: Less 3,5% of fob value				96,5%	Grondbone: Min 3,5% van vab waarde		
SA fob price (\$/t)	178.00	206.00	266.00	1477.42	SA vab prys (\$/t)		
Exchange rate (1\$=): (2017/02/28)	13.0141	13.0141	13.0141	13.0141	Wisselkoers (1\$=): (2017/02/28)		
FOB Gulf value (R/t)	2316.51	2680.90	3461.75	19227.29	VAB Golfwaarde (R/t)		
Marketing costs:					Bemerkings koste:		
Financing (Prime rate 10.50% - 30 days) (R/t)	19.99	23.14	29.88	165.93	Finansieringskoste (Primakoers 10.50% - 30 dae) (R/t)		
Railage: ² Randfontein – Durban harbour	246.10	246.10	246.10	-	Spoorvrag: ² Randfontein – Durbanhawe		
Loading costs: (R/t) ³ Durban Harbour (Mainly spout method)	151.88	163.20	163.20	467.13	Oplaaikoste: (R/t) ³ Durbanhawe (Hoofsaaklik tregter metode)		
EXPORT REALISATION (R/t):					UITVOER REALISASIE (R/t):		
Randfontein	1898.54	2248.46	3022.57	18594.23	Randfontein		

Difference in quality and locality of SA
(As requested by the industry)
As from 14 June 2012, the discount/rebate will no longer be used to calculate the export parity price on US HRW and a new calculation will be added for US DNS, also without the discount/rebate.

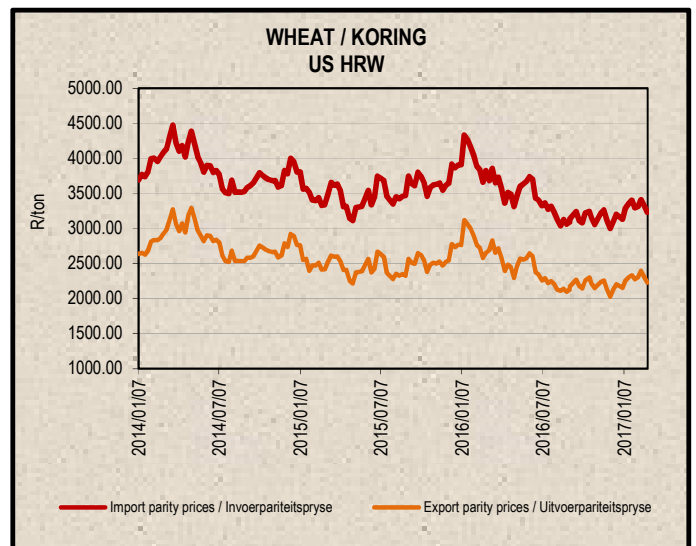
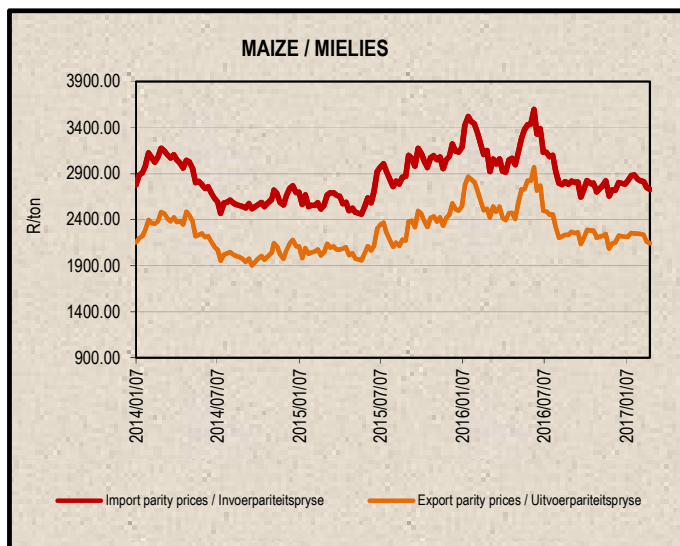
Railage costs:
Please take note that on 1 April 2016 Spoornet railage cost changed to R246.10.

Loading costs, received from Hull Blyth:
Included: Cargo dues, handling, wharf supervision, agency/documentation, logistics & surveys (inspection of cargo).
Excluded: Ship agent fees, health & PPECB inspections, storage facility & transport costs to storage facility, VAT & duties.

Kwaliteits- en liggingsverskil van SA
(Soos deur die bedryf versoek)
Vanaf 14 Junie 2012 sal die diskonto/premie nie meer gebruik word by die berekening van die uitvoerpariteitprys van US HRW nie en 'n nuwe berekening word nou vir US DNS gedoen, ook sonder diskonto/premie.

Spoorvrag koste:
Neem asb. Kennis dat Spoornet se spoorvrag op 1 April 2016 verander het na R246.10.

Oplaaikoste, ontvang van Hull Blyth:
Ingesluit: Kaaigelde, hantering, kaaitoesig, agente/dokumentasie, logistiek & opnames (inspeksie van skeepsvrag)
Uitgesluit: Skeepsagentskaps-, inspeksie-, opbergings- en vervoerkoste na opbergingsfasiliteit, BTW & invoerbelasting.



14. WEATHER

For local weather, please follow the link below:
www.weathersa.co.za

14. WEER

Vir plaaslike weer, volg asseblief die onderstaande skakel:
www.weathersa.co.za

15. SUNDRIES (g)

15. DIVERSE (g)

RSA GRAIN & OILSEED POSITION / RSA GRAAN & OLIESAAD POSISIE

		White Maize / Witmielies	Yellow Maize / Geelmielies	Total Maize / Totaal Mielies	Barley / Gars	Oats / hawer	Wheat / Koring
From:		2016/05	2016/05	2016/05	2016/10	2016/10	2016/10
Until:		2017/01	2017/01	2017/01	2017/01	2017/01	2017/01
Opening stock / beginvoorraad		1 307 867	1 163 200	2 471 067	169 892	15 346	827 232
Deliveries / Lewerings	(a)	2 943 869	3 561 843	6 505 712	351 672	52 124	1 755 650
Imports / Invoere		656 949	1 251 187	1 908 136	26 191	13 181	159 322
Utilisation / Aanwending	(b)	3 209 314	4 452 651	7 661 965	125 280	18 484	1 059 556
Exports / Uitvoere		425 228	325 712	750 940	11142	0	29 687
Sundries / Diverse	(c)	-38 468	8 242	-30 226	-2813	113	1 637
Unutilised stock/ Onaangewende voorraad		1 312 611	1 189 625	2 502 236	414 146	62 054	1 651 324

		Sorghum	Canola	Groundnuts / Grondbone	Soybeans / Sojabone	Sunflower / Sonneblom
From:		2016/03	2016/10	2016/03	2016/03	2016/03
Until:		2017/01	2017/01	2017/01	2017/01	2017/01
Opening stock / beginvoorraad		83 142	16 386	12 174	89 128	45 867
Deliveries / Lewerings	(a)	67 694	103 938	17 189	709 285	754 746
Imports / Invoere		76 532	0	48 008	268 995	40 628
Utilisation / Aanwending	(b)	159 934	39 779	59 340	935 711	643 886
Exports / Uitvoere		12 142	0	8 318	6 665	200
Sundries / Diverse	(c)	6 237	-1 021	424	-1 911	-1 191
Unutilised stock/ Onaangewende voorraad		49 055	81 566	9 289	126 943	198 346

Notes:

- (a) Deliveries directly from farms. / Lewerings direk vanaf plase.
- (b) Includes withdrawn by farmers, end-consumers and seed (d). / Ingesluit onttrekking deur produsente, eindverbruikers en saad vir plantdoeleindes (d).
- (c) Includes surplus and shortages. / Ingesluit surplusse en tekorte.
- (d) Seed: No seed information for maize and sorghum. / Saad: Geen saad inligting vir mielies en sorghum nie.

Sources /Bronne:

(a) = Safex; (b) = International Grains Council; (c) = CBOT; (d) = KCBT;
 (e) = Oil World; (f) = Georgalos Peanut World; (g) = SAGIS.

* Formula according to ITAC (International Trade Administration Commission of South Africa)/
 Formule volgens ITAC (International Trade Administration Commission of South Africa)

SAGIS
 Nico Hawkins
 General Manager / Hoofbestuurder

Indemnity/Vrywaring: Although everything has been done to ensure the accuracy of the information, neither SAGIS nor any of its directors or employees takes any responsibility for actions or losses that might occur as a result of the usage of this information. / Alhoewel alles gedoen is om te verseker dat die inligting korrek is, aanvaar nie SAGIS of enige van sy direkteure of werknemers verantwoordelikheid vir enige aksies of verliese as gevolg van die inligting wat gebruik is nie.