

SAGIS WEEKLY BULLETIN / SAGIS WEEKLIKSE BULLETIN

1. Producer Deliveries (ton):			1. Produsentelewerings (ton):	
Commodity	Latest week/ Jongste week: 8 - 14 Apr 2017	Total: current marketing year/ Totaal: huidige bemarkingsjaar	Total: same period previous marketing year/ Totaal: selfde periode vorige bemarkingsjaar	Kommoditeit
White maize	22 382	3 383 652	4 680 824	Witmielies
Yellow maize	24 428	3 783 651	4 717 686	Geelmielies
Total: maize	46 810	7 167 303	9 398 510	Totaal: mielies
Wheat	3 479	1 842 080	1 373 772	Koring

2. Imports (ton):			2. Invoere (ton):	
2.1 Imports for RSA			2.1 Invoere vir RSA	
Commodity	Latest week/ Jongste week: 8 - 14 Apr 2017	Total: current marketing year/ Totaal: huidige bemarkingsjaar	Total: same period previous marketing year/ Totaal: selfde periode vorige bemarkingsjaar	Kommoditeit
White maize	0	670 991	72 565	Witmielies
Yellow maize	0	1 596 242	1 659 119	Geelmielies
Maize Total	0	2 267 233	1 731 684	Mielies Totaal
Wheat	30 654	426 271	1 063 115	Koring

Origin of imports / Oorsprong van invoere

White maize/Witmielies	Yellow maize/Geelmielies	Wheat/Koring
Mexico	Argentina	Argentina
USA	Brazil	Canada
	Romania	Czech Republic
	Ukraine	Germany
	USA	Poland
		Romania
		Russia
		USA

2.2 Imports for other countries			2.2 Invoere vir ander lande	
Commodity	Latest week/ Jongste week: 8 - 14 Apr 2017	Total: current marketing year/ Totaal: huidige bemarkingsjaar	Total: same period previous marketing year/ Totaal: selfde periode vorige bemarkingsjaar	Kommoditeit
White maize	0	241 909	0	Witmielies
Yellow maize	0	11 533	14 620	Geelmielies
Maize Total	0	253 442	14 620	Mielies Totaal
Wheat	4 800	119 147	141 777	Koring

Origin of imports / Oorsprong van invoere

White maize/Witmielies	Yellow maize/Geelmielies	Wheat/Koring
Mexico	Argentina	Argentina
USA	Romania	Canada
		Germany
		Poland
		Romania
		Russia
		USA

3. Exports (ton):

3.1 RSA Exports

Commodity	Latest week/ Jongste week: 8 - 14 Apr 2017	Total: current marketing year/ Totaal: huidige bemarkingsjaar	Total: same period previous marketing year/ Totaal: selfde periode vorige bemarkingsjaar	Kommoditeit
White maize	9 738	503 172	437 199	Witmielies
Yellow maize	3 346	282 466	203 545	Geelmielies
Maize Total	13 084	785 638	640 744	Mielies Totaal
Wheat	3 619	56 863	32 866	Koring

Destination of exports / Bestemming van uitvoere

White maize/Witmielies	Yellow maize/Geelmielies	Wheat/Koring
Botswana	Botswana	Botswana
Lesotho	Korea	Lesotho
Malawi	Lesotho	Mozambique
Mozambique	Mozambique	Namibia
Namibia	Namibia	Swaziland
Swaziland	Swaziland	Zambia
Zimbabwe	Zambia	Zimbabwe
	Zimbabwe	

3.2 Imports for Exports

Commodity	White maize	Yellow maize	Wheat	Kommoditeit
White maize	6 082	235 585	0	Witmielies
Yellow maize	0	15 288	11 200	Geelmielies
Maize Total	6 082	250 873	11 200	Mielies Totaal
Wheat	3 361	125 043	145 453	Koring

Destination of exports / Bestemming van uitvoere

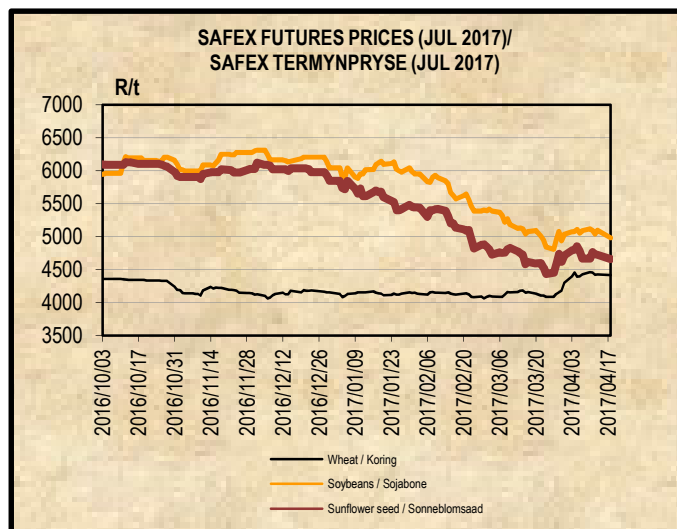
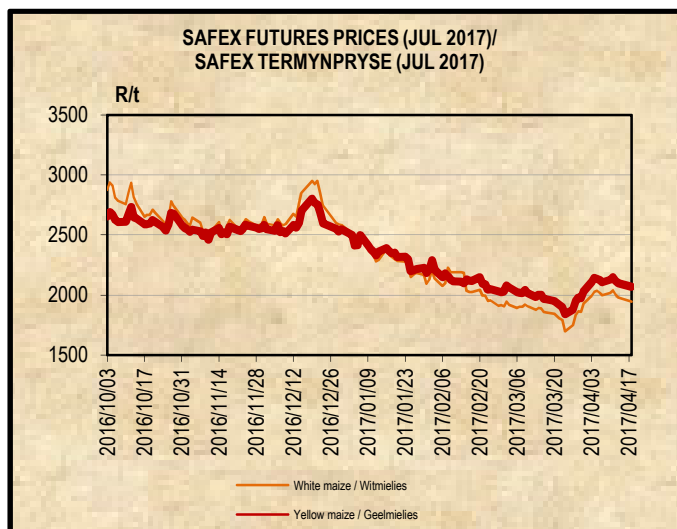
White maize/Witmielies	Yellow maize/Geelmielies	Wheat/Koring
Lesotho	Angola	Botswana
Mozambique	Namibia	Lesotho
Swaziland	Swaziland	Swaziland
Zimbabwe	Zimbabwe	Zambia
		Zimbabwe

3.2 Invoere vir Uitvoere

4. DOMESTIC PRICES PER SAFEX (R/t)(a)

4. PLAASLIKE PRYSE VOLGENS SAFEX (R/t)(a)

Commodity	Future Prices / Termynpryse (2017/04/18) R/ton					Kommoditeit
	Apr-17	May-17	Jul-17	Sep-17	Dec-17	
White maize	2019.00	1986.00	1946.00	2003.00	2075.00	Witmielies
Yellow maize	2130.00	2081.00	2070.00	2110.00	2179.00	Geelmielies
Wheat	4371.00	4390.00	4414.00	4339.00	4115.00	Koring
Sunflower	4489.00	4524.00	4660.00	4797.00	4886.00	Sonneblom
Soybeans	4862.00	4870.00	4982.00	5078.00	5200.00	Sojabone
Sorghum	N/A	2970.00	3020.00	3100.00	3235.00	Sorghum



5. IMPORT TARIFF ON MAIZE (b)*
5. INVOERTARIEF OP MIELIES (b)*

Derived US No2Y Yellow Maize fob (Gulf) (b)	2017-04-11	2017-04-12	2017-04-13	2017-04-17	2017-04-18	Afgeleide VSA No2Y Geelmielies vab (Golf) (b)
RSA Initial Reference Price	\$110.00					RSA Oorspronklike Verwysingsprys
Base price (\$/t)	117.65	117.65	117.65	117.65	117.65	Basisprys (\$/t)
Daily price (\$/t) (IGC)	161.60	162.60	163.60	161.60	160.60	Daaglikse prys (\$/t) (IGC)
Average of 21 days (\$/t)	161.31	161.36	161.41	161.27	161.08	Gemiddeld van 21 dae (\$/t)
Deviation from base price (\$/t)	-43.66	-43.71	-43.76	-43.62	-43.43	Afwyking van basisprys (\$/t)
Duty on maize (\$/t)	-51.31	-53.36	-51.41	-51.27	-51.08	Reg op mielies (\$/t)
Duty on maize (R/t)	-674.02	-675.99	-677.61	-677.13	-676.07	Reg op mielies (R/t)
R/\$ Exchange rate (average of 21 days)	13.1363	13.1618	13.1806	13.2072	13.2355	R/\$ Wisselkoers (gemiddeld van 21 dae)
Tariff Gazetted 2006/12/08	R0.00/t					Tarief gepubliseer 2006/12/08

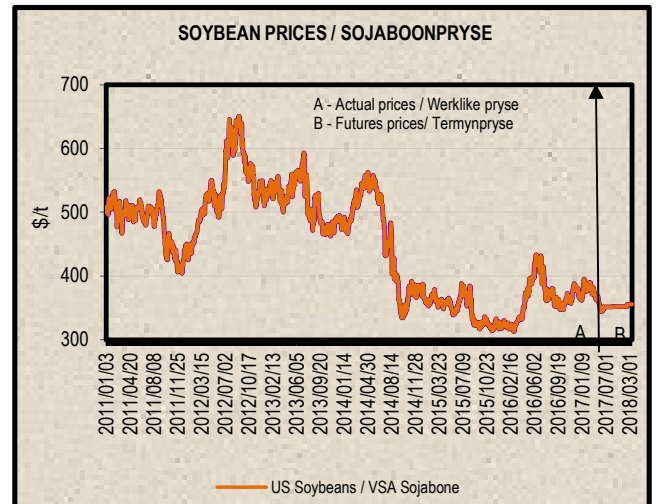
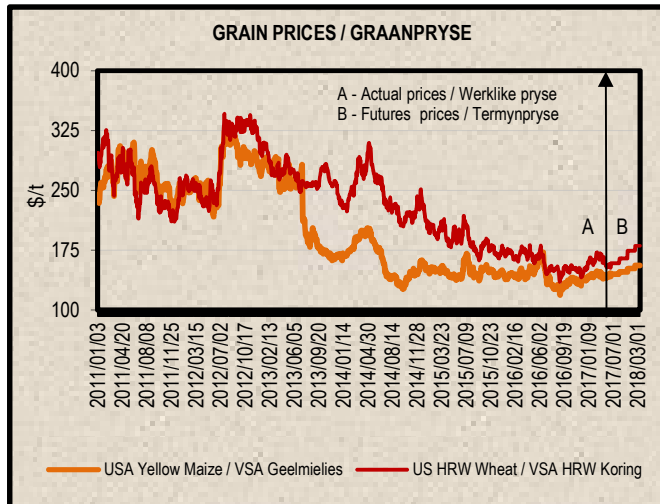
6. IMPORT TARIFF ON WHEAT (b)*
6. INVOERTARIEF OP KORING (b)*

US No2 HRW fob (Gulf)	2017/03/21	2017/03/28	2017/04/04	2017/04/11	2017/04/18	VSA No2 HRW vab (Golf)
RSA Initial Reference Price						RSA Oorspronklike Verwysingsprys
Base price (\$/t)	205.33	205.33	205.33	205.33	205.33	Basis prys (\$/t)
Weekly price (\$/t) (IGC)	194.00	191.00	192.00	193.00	189.00	Weeklikse prys (\$/t) (IGC)
3 Weeks moving average (\$/t)	200.67	195.33	192.33	192.00	191.33	3 Weke skuiwende gemiddeld (\$/t)
Number of weeks that the deviation is more than \$10			1	2	3	Aantal weke wat die afwyking meer as \$10 is
Deviation from base price (\$/t)	4.66	10.00	13.00	13.33	14.00	Afwyking van basisprys (\$/t)
Calculated Duty on wheat (\$/t)	93.33	98.67	101.67	102.00	102.67	Berekende Reg op koring (\$/t)
Calculated Duty on wheat (R/t)	1184.34	1267.39	1404.65	1415.72	1371.75	Berekende Reg op koring (R/t)
R/\$ Exchange rate	12.6898	12.8447	13.8158	13.8796	13.3608	R/\$ Wisselkoers
Tariff Gazetted 2017/03/31 (R/t)	R 1 190.20					Tarief gepubliseer 2017/03/31 (R/t)

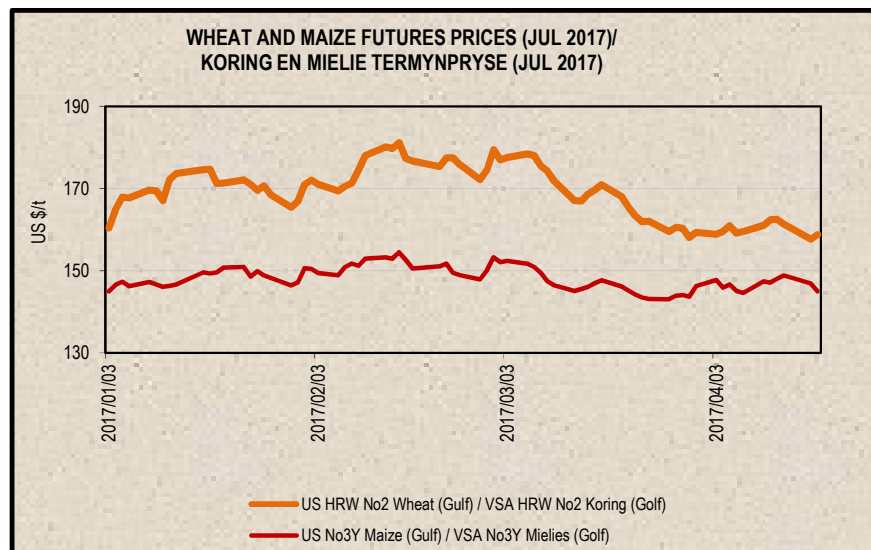
7. PRICES – INTERNATIONAL (US\$/t)

7. PRYSE - INTERNASIONAAL (VSA\$/t)

FOB (US\$/t)	Export Quotations/ Uitvoerkwotasie (b)(e)(f)				VAB (VSA\$/t)
	2017/04/18	2017/04/11	2017/04/04	2017/03/28	
US No 2 HRW Wheat (Gulf)	189.00	193.00	192.00	191.00	VSA No 2 HRW Koring (Golf)
US DNS Wheat 14% PNW	251.00	249.00	249.00	255.00	VSA DNS Koring 14% PNW
Argentine Wheat (Up River)	189.00	189.00	190.00	190.00	Argentynse Koring (Up River)
EC (France) Wheat (grade 1)	183.00	179.00	180.00	187.00	EU (Frankryk) Koring (graad 1)
EC (Germany) B Quality Wheat	187.00	184.00	186.00	191.00	EU (Duitsland) B Kwaliteit Koring
Black Sea Milling Wheat	188.00	189.00	189.00	190.00	Swart See Maalkoring
US No 3Y Maize (Gulf)	159.00	160.00	158.00	159.00	VSA No3Y Mielies (Golf)
Argentine Maize (Up River)	163.00	165.00	165.00	161.00	Argentynse Mielies (Up River)
US Sorghum (Gulf)	172.00	174.00	172.00	162.00	VSA Sorghum (Golf)
Argentine Sorghum (Up River)	158.00	158.00	158.00	159.00	Argentynse Sorghum (Up River)
US Soybeans (Gulf)	360.00	357.00	357.00	370.00	VSA Sojabone (Gulf)
Argentine Soybeans (Up River)	350.00	351.00	350.00	359.00	Argentynse Sojabone (Up River)
Canadian Canola	414.00	404.00	395.00	404.00	Kanadese Canola
Argentine Groundnuts Runners 40/50	1431.00	1431.00	1431.00	1431.00	Argentynse Grondbone 40/50 Runners
US Groundnuts Runners 40/50 shelled	1581.00	1581.00	1581.00	1581.00	VSA Grondbone 40/50 Runners uitgedop
Australian Malting Barley (South. Cross Malt)	186.00	182.00	181.00	179.00	Australiese Moutgars (South. Cross Malt)



Futures prices (US\$/t) / Termynpryse (VSA\$/t) (c)(d) (2017/04/18)							
Commodity	May-17	Jul-17	Sep-17	Dec-17	Mar-18	May-18	Kommoditeit
US No3 Yellow maize	142.36	144.95	147.87	152.04	155.90	158.26	VSA No3 Geelmielies
US No2 HRW wheat	154.03	158.73	164.61	174.24	180.63	184.08	VSA No2 HRW koring
US Soybeans	347.60	351.34	351.64	n/a	355.53	357.37	VSA Sojabone



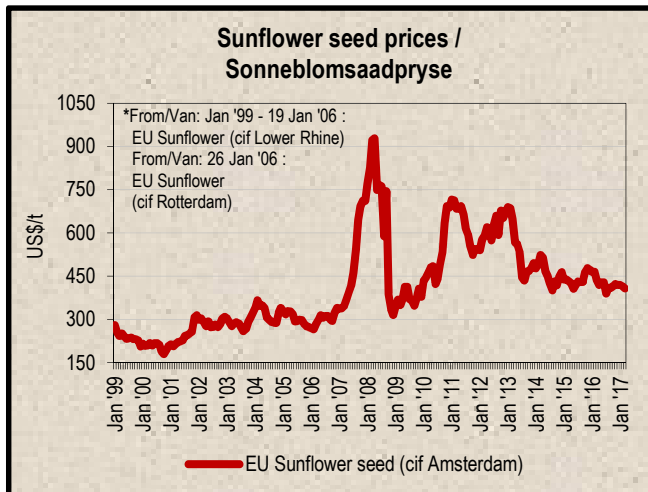
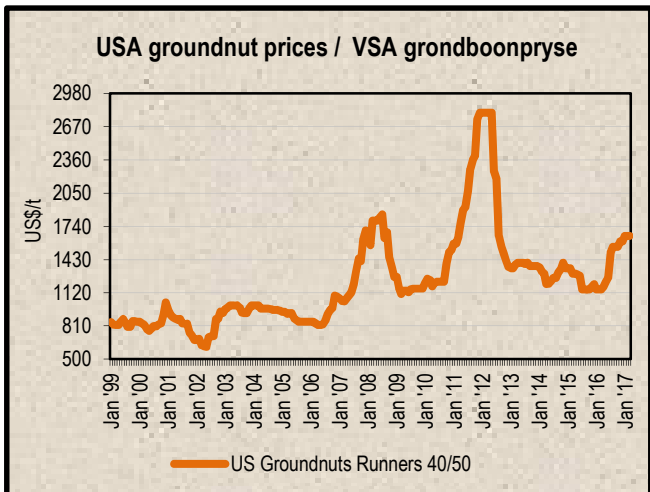
8. LOWEST REPRESENTATIVE ASKING PRICES
(US\$/t)(e)(f)(Prices of previous week)

8. LAAGSTE VERTEENWOORDIGENDE PRYSE GEVRA
(Pryse van vorige week)(VSA\$/t)(e)(f)

US\$/t	2017/04/12	2017/04/06	Change/ Verandering	VSA\$/t
Soybeans, Brazil, c.i.f. Rotterdam	385	387	-0.5%	Sojabone, Brasilië, k.a.v. Rotterdam
Soybeans, USA, c.i.f. Rotterdam	385	387	-0.5%	Sojabone, VSA, k.a.v. Rotterdam
Groundnuts, USA Runners 40/50*	1650	1650	0.0%	Grondbone, VSA Runners 40/50*
Groundnuts, Argentine Runners 40/50*	1500	1500	0.0%	Grondbone, Argentynse Runners 40/50*
Groundnut-oil, c.i.f. Rotterdam	1560	1570	-0.6%	Grondboon-olie, k.a.v. Rotterdam
Sunflower seed, EU c.i.f. Amsterdam	400	400	0.0%	Sonneblomsaad, EU k.a.v. Amsterdam
Sunflower-oil, EU (fob) N.W. Europe	780	778	0.3%	Sonneblom-olie, EU (vab) N.W. Eur.
Rapeseed, Europe, 00, c.i.f. Hamburg	424	436	-2.8%	Raapsaad, Europa, 00, k.a.v. Hamburg

* Shelled, c.i.f. Rotterdam

* Uitgedop k a v Rotterdam



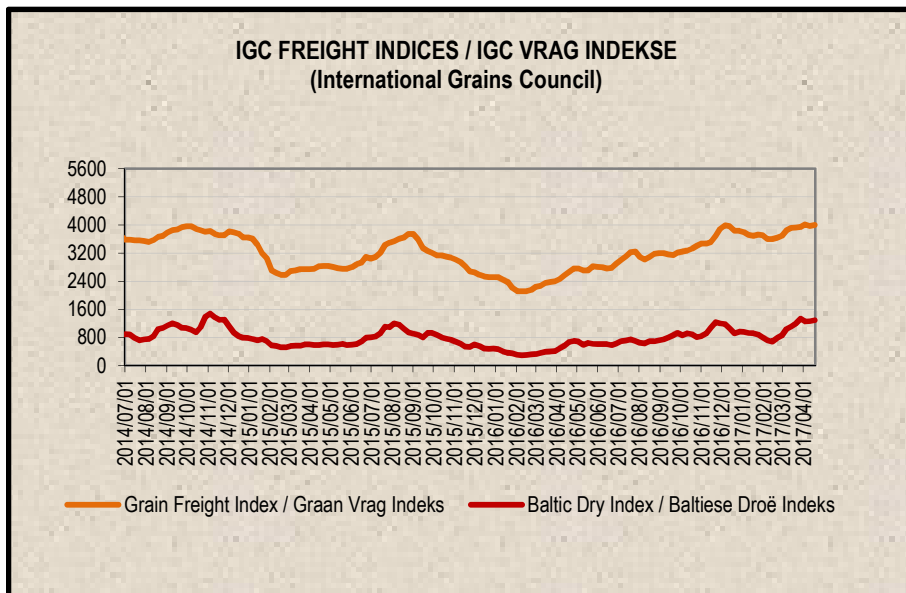
9. IGC FREIGHT INDICES (b)

9. IGC VRAG INDEKSE (b)

IGC FREIGHT INDICES / IGC VRAG INDEKSE							
	2017/03/14	2017/03/21	2017/03/28	2017/04/04	2017/04/11	2017/04/18	
Grain Freight Index*	3911	3920	3940	4018	3969	3998	Graan Vrag Indeks*
Baltic Dry Index	1112	1200	1333	1255	1262	1294	Baltiese Droë Indeks

* IGC Grain Freight Index represents 15 major grain routes, including five from the United States of America, and two each from other main exporting nations (including Argentina, Black Sea, Europe and Canada); with base an average of the four weeks ending 11 May 2005 = 6000. The updated indices will be available on Thursdays on SAGIS' website.

* IGC Graan Vrag Indeks verteenwoordig 15 hoof graanroetes, insluitende vyf vanaf die Verenigde State van Amerika, en twee elk van ander hoof uitvoermasies (insluitende Argentinië, Swart See, Europa en Kanada); met basis 'n gemiddeld van die vier weke geëindig 11 Mei 2005 = 6000. Die opgedateerde indekse sal Donderdae op SAGIS se webwerf beskikbaar.



10. IMPORT PARITY PRICES – SUMMER GRAINS (b)

10. INVOERPARITEITPRYSE - SOMERGRANE (b)

INVOERPARITEITPRYSE VAN SOMERGRANE (BTW UITGESLT)			2017/04/20			IMPORT PARITY PRICES OF SUMMER GRAINS (VAT EXCL)		
ITEM	Nota/ Note	Mielies/Maize	Mielies/Maize	Sorghum	Sorghum	Sorghum	ITEM	
		VSA/ USA Golf/Gulf (no.3Y)	Argentynse/ Argentine Up River	VSA/ USA Golf/Gulf	Argentynse/ Argentine Up River	Australiese/ Australian Brisbane		
		\$/t	\$/t	\$/t	\$/t	\$/t		
Internasionale VAB pryse	a	159.00	163.00	172.00	158.00	230.00	International FOB prices	
Vraggeld	b	27.00	23.00	27.00	23.00	13.00	Freight Rates	
Assuransie (0.3% van VAB)		0.48	0.49	0.52	0.47	0.69	Insurance (0.3% of FOB)	
1 KOSTE, ASSURANSIE EN VRAG (KAV) \$/T		186.48	186.49	199.52	181.47	243.69	1 COST, INSURANCE AND FREIGHT (CIF) \$/T	
R/\$ Wisselkoers op: 2017/04/18		13.3608	13.3608	13.3608	13.3608	13.3608	Converted to R/t	
2 KOSTE, ASSURANSIE EN VRAG (KAV) R/t		2491.52	2491.66	2665.75	2424.58	3255.89	2 COST, INSURANCE AND FREIGHT (CIF) R/t	
Finansieringskoste	c	21.50	21.50	23.01	20.92	28.10	Financing cost	
3 KOSTE, ASSURANSIE, VRAG EN FINANSIERING R/t		2513.02	2513.16	2688.76	2445.50	3283.99	3 COST, INSURANCE, FREIGHT AND FINANCING R/t	
Aflaai-koste:	d, e	122.93	122.93	n/a	n/a	n/a	Discharging cost:	
- Kaapstad		163.11	163.11	170.37	170.37	170.37	- Cape Town	
- Durban		0.00	0.00	68.94	63.33	92.19	- Durban	
4 VRY OP SPOOR (VOS) R/t	f	2635.95	2636.09	n/a	n/a	n/a	4 FREE ON RAIL (FOR) R/t	
- Kaapstad		2676.13	2676.27	2904.24	2655.37	3522.72	- Cape Town	
- Durban							- Durban	
Spoorvragkoste	g	246.10	246.10	246.10	246.10	246.10	Railage cost	
- Durban na Randfontein							- Durban to Randfontein	
5 GELEWER:		2922.23	2922.37	3150.34	2901.47	3768.82	5 DELIVERED:	
- Durban na Randfontein R/ton							- Durban to Randfontein R/ton	

Notas/Notes:

a Bron van pryse en vraggeld : IGC GMI
Source of prices and freight rates: IGC GMI

2017/04/18

Termyn / Term	US\$/ton (VAB/FOB)	Vraggeld/Freight Rate:	US\$/ton
Apr 2017	159.00	US Golf / Gulf	27.00
Apr 2017	163.00	Argentinië / Argentina	23.00
Apr 2017	172.00	Australië/Australia	13.00
Apr 2017	158.00		
Apr 2017	230.00		

b Vraggeld: bereken vir vragte van +/- 20 000 - 30 000t. / Freight rates: calculated for freights of +/- 20 000 - 30 000t.

c Finansieringskoste: 30 000t @ KAV @ primakoers vir 30 dae. Bron/Source: SARB 10.50% 2016/03/18
Financing cost 30 000t @ CIF @ prime rate for 30 days.

	Mielies/Maize:	Sorghum
Kaapstad / Cape Town:	122.93	n/a
Durban:	163.11	170.37

d Aflaai-koste / Discharging costs (R/ton):

Bron / Source: Hull Blyth

e Ingesluit: Kaai- en hanteling, kaaibesig, agents/dokumentasie, logistiek & opnames (inspeksie van skeepsvrag) / Included: Wharfage, handling, wharf supervision, agent/documentation, logistic & survey (inspection of shipload).

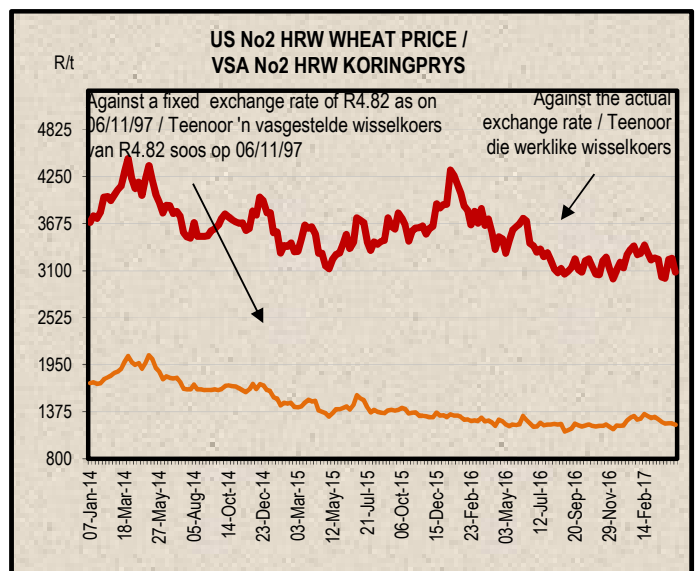
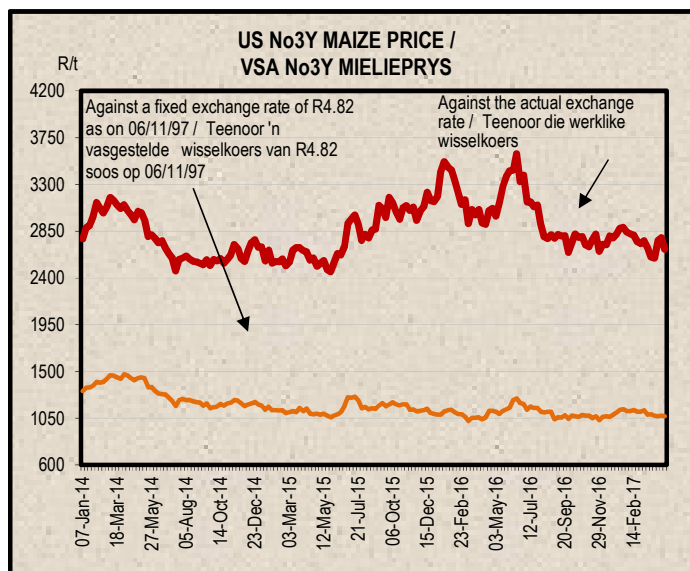
Uitgesluit: Gesondheidsinspeksie-, skeepsvragkoste, strookbelyngingsfooi vir GMO, opbergingskoste asook BTW en invoerbelasting / Excluded: Health inspection fee, Ship agency fee, strip testing fees for GMO, storage costs as well as VAT and import duty.

N.B: Slegs 'n aanduiding, aangesien koste van opname beding kan word / N.B: Indication only, as cost of survey can be negotiated.

f Invoertarif / Import Tariff:

Mielies/Maize = Vry / Free
Sorghum = 3% op VAB / on FOB

g Neem asb. kennis dat 'n verandering in Spoorwet se spoorvrag op 1 April 2016 plaasgevind het na R246.10.
Please take note that there was a change in Spoorwet railage cost on 1 April 2016 to R246.10.



11. IMPORT PARITY PRICES – WINTER CEREALS (b)

11. INVOERPARITEITPARYSE - WINTERGRANE (b)

INVOERPARITEITPRYSIE VAN WINTERGRANE (BTW UITGESLT)		2017/04/20						IMPORT PARITY PRICES OF WINTER CEREALS (VAT EXCL)	
ITEM	Nota/ Note	Koring/Wheat	Koring/Wheat	Koring/Wheat	Koring/Wheat	Gars/Barley	Gars/Barley	ITEM	
		VSA/ USA Golf/Gulf HRW \$/t	VSA/ USA PNW DNS \$/t	Argentynse/ Argentine Up River Trigo Pan \$/t	EU Duitsland/ Germany B kwaliteit/ quality \$/t	Australiese/ Australian Fremantle Mout/Malting \$/t	Frans/ French Rouen Mout/Malting \$/t		
Internasionale VAB pryse Vruggeld Assuransie (0.3% van VAB) 1 KOSTE, ASSURANSIE EN VRAG (KAV) \$/T <i>Omskakel na R/t</i> R/\$ Wisselkoers op: 2017/04/18	a b	189.00 27.00 0.57 216.57	251.00 27.00 0.75 278.75	189.00 23.00 0.57 212.57	187.00 22.00 0.56 209.56	186.00 14.00 0.56 200.56	215.00 * 23.00 0.65 238.65	International FOB prices Freight Rates Insurance (0.3% of FOB) 1 COST, INSURANCE AND FREIGHT (CIF) \$/T <i>Converted to R/t</i> R/\$ Exchange rate on: 2017/04/18	
2 KOSTE, ASSURANSIE EN VRAG (KAV) R/t Finansieringskoste 3 KOSTE, ASSURANSIE, VRAG EN FINANSIERING R/t Aftaalkoste 3.1 Kaapstad (Hoofsaaklik kaaihykraan metode) 3.2 Durban (Hoofsaaklik suig-in-silo metode) Invoertarif op koring 4 VRYOP SPOOR (VOS) R/t 4.1 Kaapstadhawe 4.2 Durbanhawe Spoorvragkoste - Kaapstad na Paarl - Durban na Randfontein	c d, e f g	13.3608 R/t 2893.55 24.97 2918.52 124.02 163.11 1190.20 4232.74 4271.83 85.60 246.10	13.3608 R/t 3724.32 32.14 3756.46 124.02 163.11 1190.20 5070.68 5109.77 85.60 246.10	13.3608 R/t 2840.11 24.51 2864.62 124.02 163.11 1190.20 4178.84 4217.93 85.60 246.10	13.3608 R/t 2799.89 24.16 2824.05 124.02 163.11 1190.20 4138.27 4177.36 85.60 246.10	13.3608 R/t 2679.64 23.13 2702.77 157.11 170.37 0.00 2859.88 2873.14 n/a 246.10	13.3608 R/t 3188.55 27.52 3216.07 157.11 170.37 0.00 3373.18 3386.44 n/a 246.10	2 COST, INSURANCE AND FREIGHT (CIF) R/t Financing cost 3 COST, INSURANCE, FREIGHT AND FINANCING R/t Discharging cost 3.1 Cape Town (Mainly shore cranes method) 3.2 Durban (Mainly suction into silo method) Import Tariff on wheat 4 FREE ON RAIL (FOR) R/t 4.1 Cape Town Harbour 4.2 Durban Harbour Railage cost - Cape Town to Paarl - Durban to Randfontein	
5 GELEWER: - Kaapstad na Paarl R/ton - Durban na Randfontein R/ton		4318.34 4517.93	5156.28 5355.87	4264.44 4464.03	4223.87 4423.46	n/a 3119.24	n/a 3632.54	5 DELIVERED: - Cape Town to Paarl R/ton - Durban to Randfontein R/ton	

Notas/Notes: 2017/04/18

a Bron van pryse en vruggeld : IGC GMI
Source of prices and freight rates: IGC GMI

Termyn / Term	VAB/FOB US\$/ton	Vruggeld / Freight Rate: US\$/ton	Gars/Barley = US\$ + 1
Koring/Wheat HRW No 2 (Hard Red Winter) Golf / Gulf Apr 2017	189.00	US (Golf / Gulf)	27.00
Koring/Wheat DNS 14% No 2 (Dark Northern Spring) Golf / Gulf Apr 2017	251.00	Argentinië / Argentine (Upriver)	23.00
Koring/Wheat Argentinië / Argentine (Up River) Trigo Pan Apr 2017	189.00	EEC (Bordeaux Hamburg)	22.00
Koring/Wheat EU (Duitsland / Germany) B kwaliteit / quality Apr 2017	187.00	Australië / Australia (Eastern)	13.00
Gars/Barley: Australiese moutgars/Australian malting barley (Fremantle) Apr 2017	186.00		14.00
Gars/Barley: Fransse moutgars/French malting barley (Rouen) Apr 2017	215.00		

b Vruggeld: bereken vir vrugte van +/- 20 000 - 30 000t / Freight rates: calculated for freights of +/- 20 000 - 30 000t

c Finansieringskoste: 30 000t @ KAV @ primakoers vir 30 dae. Bron/Source: SARB 10.50% 2016/03/18
Financing cost: 30 000t @ CIF @ prime rate for 30 days.

d Aftaalkoste / Discharging cost (R/ton):

	Koring/Wheat:	Gars/Barley:
Kaapstad / Cape Town:	124.02	157.11
Durban:	163.11	170.37

e Ingesluit: Kaagelde, hantering, kaailoësig, agente/dokumentasie, logistiek & opnames (inspeksie van skeepsvrag).
Included: Wharfage, handling, wharf supervision, agent/documentation, logistic & survey (inspection of shipload).
Uitgesluit: Gesondheidsinspeksie-, skeepagentskapfooi, strookbetsingsfooi vir GMO, obergingskoste asook BTW en invoerbelasting.
Excluded: Health inspection fee, Ship agency fee, strip testing fees for GMO, storage costs as well as VAT and import duty.
N.B: Slegs 'n aanduiding, aangesien koste van opname beding kan word / N.B: Indication only, as cost of survey can be negotiated.

f Invoertarif / Import Tariff:
Koring/Wheat = R1190.20 p/ton
Gars/Barley = Vry/Free

g Neem asb. Kennis dat Spoorwet se spoorvrag op 1 April 2016 verander het soos volg:
Kaapstad na Paarl R85.60 en Durban na Randfontein R246.10.
Please take note that on 1 April 2016 Spoorwet railage cost changed as follows:
Cape Town to Paarl R85.60 and Durban to Randfontein R246.10.

* Prys laaste ontvang: 2016/09/27 / Price last received: 2016/09/27 .

12. IMPORT PARITY PRICES – OIL SEEDS (b)(e)(f)

12. INVOERPARITEITPRYSE - OLIESADE (b)(e)(f)

INVOERPARITEITPRYSE VAN OLIESADE (BTW UITGESLT)		2017-04-20							IMPORT PARITY PRICES OF OIL SEEDS (VAT EXCL)	
ITEM	Nota/ Note	Sojabone/ Soybeans	Sojabone/ Soybeans	Sojabone/ Soybeans	Sonneblom/ Sunflower	Canola	Grondbone/ Groundnuts	Grondbone/ Groundnuts	ITEM	
		VSA/ USA Golf/Gulf	Argentynse/ Argentine Up River	Brazilië/ Brazil Paranagua	EU Franse/ French Bordeaux	Kanadese/ Canadian Vancouver	Argentynse/ Argentine Raw Runners 40/50	VSA/ USA Raw Runners 40/50		
Internasionale VAB pryse	a	\$/t 360.00	\$/t 350.00	\$/t 356.00	\$/t 396.00	\$/t 414.00	\$/t 1431.00 *	\$/t 1581.00 *	International FOB prices	
Vraggeld	b	27.00	23.00	23.00	22.00	32.00	69.00	27.00	Freight Rates	
Assuransie (0.3% van VAB)		1.08	1.05	1.07	1.19	1.24	4.29	4.74	Insurance (0.3% of FOB)	
1 KOSTE, ASSURANSIE EN VRAG (KAV) \$/T Omskakel na R/t R/\$ Wisselkoers op: 2017/04/18		388.08	374.05	380.07	419.19	447.24	1504.29	1612.74	1 COST, INSURANCE AND FREIGHT (CIF) \$/T Converted to R/t R/\$ Exchange rate on: 2017/04/18	
2 KOSTE, ASSURANSIE EN VRAG (KAV) R/t		13.3608	13.3608	13.3608	13.3608	13.3608	13.3608	13.3608	2 COST, INSURANCE AND FREIGHT (CIF) R/t	
3 KOSTE, ASSURANSIE, VRAG EN FINANSIERING R/t	c	R/t 5185.06	R/t 4997.61	R/t 5078.04	R/t 5600.71	R/t 5975.48	R/t 20098.52	R/t 21547.50	3 COST, INSURANCE, FREIGHT AND FINANCING R/t	
Finansieringskoste		44.75	43.13	43.82	48.33	51.57	173.45	185.96	Financing cost	
4 VRY OP SPOOR (VOS) R/t Durban	d, e	5229.81	5040.74	5121.86	5649.04	6027.05	20271.97	21733.46	4 FREE ON RAIL (FOR) R/t Durban	
Aflaaikoste: Durban	f	170.37	170.37	170.37	268.74	170.37	579.41	579.41	Discharging cost: Durban	
Invoertarif		384.79	374.10	380.52	0.00	553.14	1911.93	2112.34	Import Tariff:	
5 GELEWER: - Durban na Randfontein R/ton	g	5784.97	5585.21	5672.75	5917.78	6750.56	22763.31	24425.21	5 DELIVERED: - Durban to Randfontein R/ton	
Spoorvragkoste - Durban na Randfontein		246.10	246.10	246.10	246.10	246.10	-	-	Railage cost - Durban to Randfontein	
5 GELEWER: - Durban na Randfontein R/ton		6031.07	5831.31	5918.85	6163.88	6996.66	-	-		

Notas/Notes:

a Bron van pryse en vraggeld / Source of prices and freight rates : IGC (GMI), Geogaloes Peanut World & Oilworld
2017/04/18

Termyn / Term	US\$/ton (VAB/FOB)	Vraggeld/Freight Rate:	US\$/ton
Sojabone/Soybeans: VSA/USA (Golf/Gulf)	360.00	US Golf / Gulf	27.00
Sojabone/Soybeans: Argentinië/Argentina (Up River)	350.00	Argentinië / Argentina	23.00
Sojabone/Soybeans: Brazilië/Brazil (Paranagua)	356.00	EEC (Bordeaux/Hamburg)	22.00
Sonneblom/Sunflower: EU Frankryk/France (Bordeaux)	396.00	Kanada/Canada (North Pacific)	32.00
Canola: Kanada/Canada (Vancouver)	414.00	Grondbone/Groundnuts (ARG)	69.00
Grondbone/Groundnuts: Argentinië/Argentina (Raw Runner 40/50)	1431.00		
Grondbone/Groundnuts: VSA/USA (Runners 40/50)	1581.00		

b Vraggeld: bereken vir vragte van +/- 20 000 - 30 000t / Freight rates: calculated for freights of +/- 20 000 - 30 000t

c Finansieringskoste: 30 000t @ KAV @ primakoers vir 30 dae. Bron/Source: SARB 10.50% 2016/03/18
Financing cost: 30 000t @ CIF @ prime rate for 30 days.

d Aflaaikoste / Discharging costs (R/ton):

	Sojabone/ Soybeans	Sonneblom/ Sunflower	Canola	Grondbone/ Groundnuts
Durban:	170.37	268.74	170.37	579.41

e Aflaaikoste / Discharging fees:

Ingesluit: Kaaigelde, hantering, kaaitoetsing, agente/dokumentasie, logistiek & opnames (inspeksie van skeepsvrag) /
Included: Wharfage, handling, wharf supervision, agent/documentation, logistic & survey (inspection of shipload).
Uitgesluit: Gesondheidsinspeksie-, skeepagentskapfooi, strooktoetsingsfooi vir GMO, opbergingskoste asook BTW en invoerbelasting /
Excluded: Health inspection fee, Ship agency fee, strip testing fees for GMO, storage costs as well as VAT and import duty.
N.B: Slegs 'n aanduiding, aangesien koste van opname beding kan word / N.B: Indication only, as cost of survey can be negotiated.

f Invoertarif / Import Tariff:

Sojabone/Soybeans = 8% op VAB / on FOB
Sonneblom/Sunflower = Vry / Free
Canola = 10% op VAB / on FOB
Grondbone/Groundnuts = 10% op VAB / on FOB

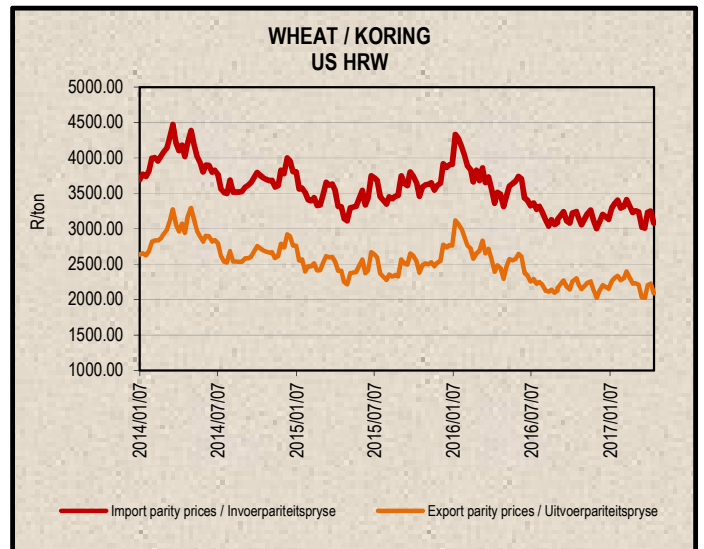
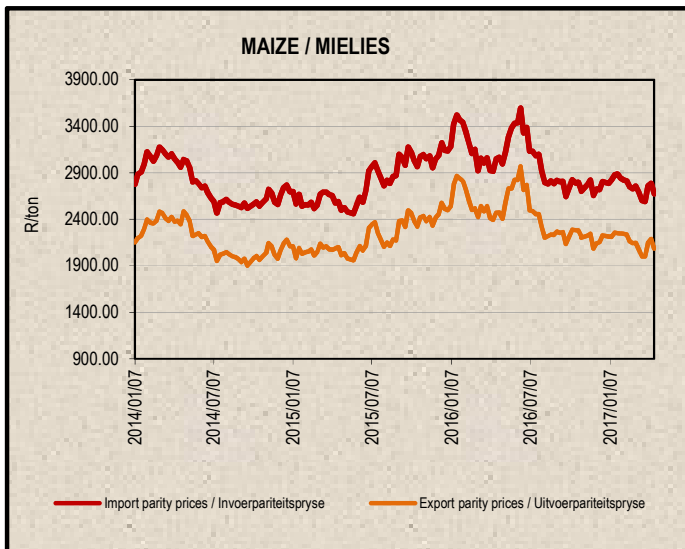
g Neem asb. Kennis dat Spoorwet se spoorvrag op 1 April 2016 verander het na R246.10.
Please take note that on 1 April 2016 Spoorwet railage cost changed to R246.10.

* Kwotasies is k.a.v. pryse. VAB pryse dus berekende pryse (kav minus vraggeld) / Quotes are c.i.f. prices. FOB prices are therefore calculated prices (cif minus freight rates).

13. EXPORT PARITY PRICES (b)

13. UITVOERPARITEITPRYSE (b)

INDICATIVE EXPORT PARITY PRICES				2017/04/20		AANDUIDENDE UITVOERPARITEITSPRYSE	
This is only an example of how an export parity price can be calculated - it can vary according to need	US No3Y Maize/ Mielies Gulf/Golf (b)	US HRW Wheat/Koring Gulf/Golf (b)	US DNS 14% Wheat/Koring PNW (b)	Argentine Raw Runner 40/50 Groundnuts/ Grondbone (f) Jul 17	Hierdie is slegs 'n voorbeeld van hoe 'n uitvoerpariteitsprys bereken kan word - dit kan varieer volgens behoefte		
	Apr 2017	Apr 2017	Apr 2017				
FOB Gulf value (\$/t)	159.00	189.00	251.00	1431.00	VAB Golfwaarde (\$/t)		
Difference in quality and locality of SA ¹ Maize: Plus US\$10 (\$/t) Groundnuts: Less 3,5% of fob value	\$10.00			96,5%	Kwaliteits- en liggingsverskil van SA ¹ Mielies: Plus VSA\$10 (\$/t) Grondbone: Min 3,5% van vab waarde		
SA fob price (\$/t)	169.00	189.00	251.00	1380.92	SA vab prys (\$/t)		
Exchange rate (1\$=): (2017/04/18)	13.3608	13.3608	13.3608	13.3608	Wisselkoers (1\$=): (2017/04/18)		
FOB Gulf value (R/t)	2257.98	2525.19	3353.56	18450.20	VAB Golfwaarde (R/t)		
Marketing costs:					Bemerkings koste:		
Financing (Prime rate 10.50% - 30 days) (R/t)	19.49	21.79	28.94	159.23	Finansieringskoste (Primakoers 10.50% - 30 dae) (R/t)		
Railage: ² Randfontein – Durban harbour	246.10	246.10	246.10	-	Spoorvrag: ² Randfontein – Durbanhawe		
Loading costs: (R/t) ³ Durban Harbour (Mainly spout method)	151.88	163.20	163.20	467.13	Oplaaikoste: (R/t) ³ Durbanhawe (Hoofsaaklik tregter metode)		
EXPORT REALISATION (R/t):					UITVOER REALISASIE (R/t):		
Randfontein	1840.51	2094.10	2915.32	17823.84	Randfontein		
<i>Difference in quality and locality of SA (As requested by the industry) As from 14 June 2012, the discount/rebate will no longer be used to calculate the export parity price on US HRW and a new calculation will be added for US DNS, also without the discount/rebate.</i>				1	<i>Kwaliteits- en liggingsverskil van SA (Soos deur die bedryf versoek) Vanaf 14 Junie 2012 sal die diskonto/premie nie meer gebruik word by die berekening van die uitvoerpariteitprys van US HRW nie en 'n nuwe berekening word nou vir US DNS gedoen, ook sonder diskonto/premie.</i>		
<i>Railage costs: Please take note that on 1 April 2016 Spoornet railage cost changed to R246.10.</i>				2	<i>Spoorvrag koste: Neem asb. Kennis dat Spoornet se spoorvrag op 1 April 2016 verander het na R246.10.</i>		
<i>Loading costs, received from Hull Blyth: Included: Cargo dues, handling, wharf supervision, agency/documentation, logistics & surveys (inspection of cargo). Excluded: Ship agent fees, health & PPECB inspections, storage facility & transport costs to storage facility, VAT & duties.</i>				3	<i>Oplaaikoste, ontvang van Hull Blyth: Ingesluit: Kaaigelde, hantering, kaaitoesig, agente/dokumentasie, logistiek & opnames (inspeksie van skeepsvrag) Uitgesluit: Skeepsagentskaps-, inspeksie-, opbergings- en vervoerkoste na opbergingsfasiliteit, BTW & invoerbelasting.</i>		



14. WEATHER

For local weather, please follow the link below:
www.weathersa.co.za

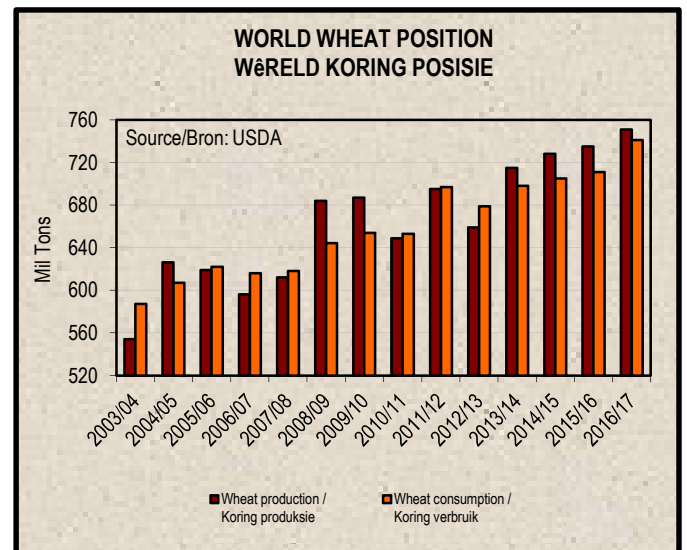
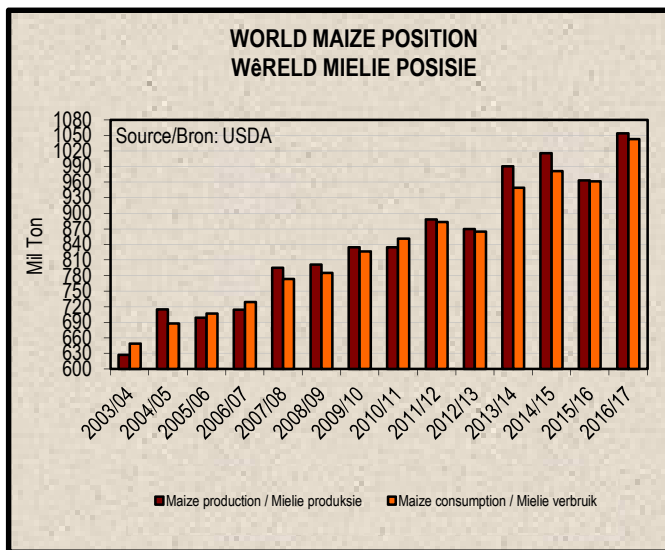
14. WEER

Vir plaaslike weer, volg asseblief die onderstaande skakel:
www.weathersa.co.za

15. SUNDRIES (g)

15. DIVERSE (g)

World Balance Sheet / Wêreld Balansstaat (2017/04/12)										
Million Ton	2016/17									Miljoen Ton
	Maize Mielies	Wheat Koring	Barley Gars	Sorghum	Oats Hawer	Ground-nuts Grond-bone	Canola/Rape-seed	Soybeans Sojabone	Sunflower seed Sonne-blomsaad	
Production	1 054	751	147	63	23	42	69	346	45	Produksie
Consumption	1 043	741	147	63	24	18	67	292	41	Verbruik
Trade	145	180	27	8	2	4	15	143	2	Handel
Stock	223	252	24	5	4	2	5	87	2	Voorraad



Sources /Bronne:

(a) = Safex; (b) = International Grains Council; (c) = CBOT; (d) = KCBT;
 (e) = Oil World; (f) = Georganos Peanut World; (g) = USDA Fas-Online.

* Formula according to ITAC (International Trade Administration Commission of South Africa)/
 Formule volgens ITAC (International Trade Administration Commission of South Africa)

SAGIS

Nico Hawkins
 General Manager / Hoofbestuurder

Indemnity/Vrywaring: Although everything has been done to ensure the accuracy of the information, neither SAGIS nor any of its directors or employees takes any responsibility for actions or losses that might occur as a result of the usage of this information. / Alhoewel alles gedoen is om te verseker dat die inligting korrek is, aanvaar nie SAGIS of enige van sy direkteure of werknemers verantwoordelikheid vir enige aksies of verliese as gevolg van die inligting wat gebruik is nie.