

SAGIS WEEKLY BULLETIN / SAGIS WEEKLIKSE BULLETIN

1. Producer Deliveries (ton):			1. Produsentelewerings (ton):	
Commodity	Latest week/ Jongste week: 15 - 21 Apr 2017	Total: current marketing year/ Totaal: huidige bemarkingsjaar	Total: same period previous marketing year/ Totaal: selfde periode vorige bemarkingsjaar	Kommoditeit
White maize	52 352	3 446 477	4 710 985	Witmielies
Yellow maize	36 667	3 821 067	4 783 213	Geelmielies
Total: maize	89 019	7 267 544	9 494 198	Totaal: mielies
Wheat	1 809	1 843 889	1 375 711	Koring

2. Imports (ton):			2. Invoere (ton):	
2.1 Imports for RSA			2.1 Invoere vir RSA	
Commodity	Latest week/ Jongste week: 15 - 21 Apr 2017	Total: current marketing year/ Totaal: huidige bemarkingsjaar	Total: same period previous marketing year/ Totaal: selfde periode vorige bemarkingsjaar	Kommoditeit
White maize	0	668 481	76 525	Witmielies
Yellow maize	0	1 592 671	1 722 613	Geelmielies
Maize Total	0	2 261 152	1 799 138	Mielies Totaal
Wheat	29 625	452 561	1 100 823	Koring

Origin of imports / Oorsprong van invoere

White maize/Witmielies	Yellow maize/Geelmielies	Wheat/Koring
Mexico	Argentina	Argentina
USA	Brazil	Canada
	Romania	Czech Republic
	Ukraine	Germany
	USA	Poland
		Romania
		Russia
		USA

2.2 Imports for other countries

2.2 Invoere vir ander lande

White maize	0	244 419	0	Witmielies
Yellow maize	0	11 533	14 806	Geelmielies
Maize Total	0	255 952	14 806	Mielies Totaal
Wheat	13 221	135 998	141 777	Koring

Origin of imports / Oorsprong van invoere

White maize/Witmielies	Yellow maize/Geelmielies	Wheat/Koring
Mexico	Argentina	Argentina
USA	Romania	Canada
		Germany
		Poland
		Romania
		Russia
		USA

3. Exports (ton):
3.1 RSA Exports

Commodity	Latest week/ Jongste week: 15 - 21 Apr 2017	Total: current marketing year/ Totaal: huidige bemarkingsjaar	Total: same period previous marketing year/ Totaal: selfde periode vorige bemarkingsjaar	Kommoditeit
White maize	8 476	515 641	448 073	Witmielies
Yellow maize	2 678	285 976	207 905	Geelmielies
Maize Total	11 154	801 617	655 978	Mielies Totaal
Wheat	1 056	59 832	33 912	Koring

Destination of exports / Bestemming van uitvoere

White maize/Witmielies	Yellow maize/Geelmielies	Wheat/Koring
Botswana	Botswana	Botswana
Lesotho	Korea	Lesotho
Malawi	Lesotho	Mozambique
Mozambique	Mozambique	Namibia
Namibia	Namibia	Swaziland
Swaziland	Swaziland	Zambia
Zimbabwe	Zambia	Zimbabwe
	Zimbabwe	

3.2 Imports for Exports

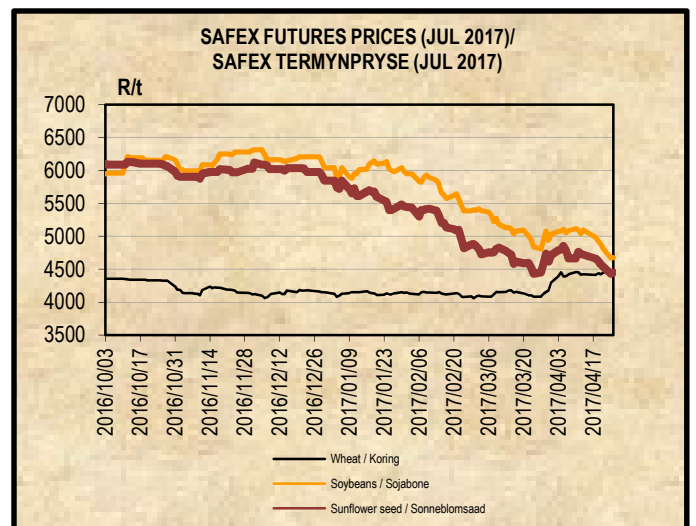
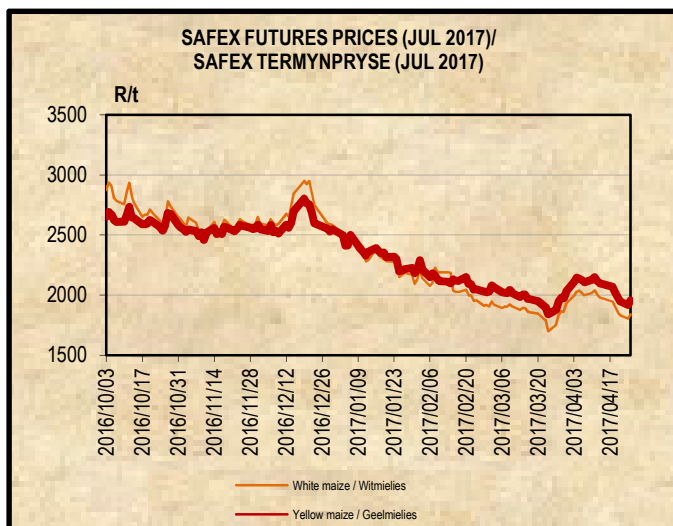
Commodity	Latest week/ Jongste week: 15 - 21 Apr 2017	Total: current marketing year/ Totaal: huidige bemarkingsjaar	Total: same period previous marketing year/ Totaal: selfde periode vorige bemarkingsjaar	Kommoditeit
White maize	2 703	233 985	0	Witmielies
Yellow maize	0	15 302	11 420	Geelmielies
Maize Total	2 703	249 287	11 420	Mielies Totaal
Wheat	7 389	136 016	145 453	Koring

Destination of exports / Bestemming van uitvoere

White maize/Witmielies	Yellow maize/Geelmielies	Wheat/Koring
Lesotho	Angola	Botswana
Mozambique	Namibia	Lesotho
Swaziland	Swaziland	Swaziland
Zimbabwe	Zimbabwe	Zambia
		Zimbabwe

3.2 Invoere vir Uitvoere
4. DOMESTIC PRICES PER SAFEX (R/t)(a)
4. PLAASLIKE PRYSE VOLGENS SAFEX (R/t)(a)

Commodity	Future Prices / Termynpryse (2017/04/25) R/ton					Kommoditeit
	May-17	Jul-17	Sep-17	Dec-17	Mar-18	
White maize	1855.00	1839.00	1897.00	1966.00	2013.00	Witmielies
Yellow maize	1944.00	1956.00	2004.00	2075.00	2111.00	Geelmielies
Wheat	4450.00	4490.00	4384.00	4160.00	4210.00	Koring
Sunflower	4304.00	4449.00	4564.00	4672.00	4735.00	Sonneblom
Soybeans	4569.00	4677.00	4784.00	4894.00	5030.00	Sojabone
Sorghum	2970.00	3020.00	3100.00	3235.00	3335.00	Sorghum



5. IMPORT TARIFF ON MAIZE (b)*
5. INVOERTARIEF OP MIELIES (b)*

Derived US No2Y Yellow Maize fob (Gulf) (b)	2017-04-19	2017-04-20	2017-04-21	2017-04-24	2017-04-25	Afgeleide VSA No2Y Geelmielies vab (Golf) (b)
RSA Initial Reference Price	\$110.00					RSA Oorspronklike Verwysingsprys
Base price (\$/t)	117.65	117.65	117.65	117.65	117.65	Basisprys (\$/t)
Daily price (\$/t) (IGC)	160.60	158.60	158.60	159.60	161.60	Daaglikse prys (\$/t) (IGC)
Average of 21 days (\$/t)	160.93	160.74	160.65	160.65	160.74	Gemiddeld van 21 dae (\$/t)
Deviation from base price (\$/t)	-43.28	-43.09	-43.00	-43.00	-43.09	Afwyking van basisprys (\$/t)
Duty on maize (\$/t)	-50.93	-50.74	-50.65	-50.65	-50.74	Reg op mielies (\$/t)
Duty on maize (R/t)	-675.83	-674.53	-674.53	-675.40	-677.97	Reg op mielies (R/t)
R/\$ Exchange rate (average of 21 days)	13.2697	13.2939	13.3175	13.3346	13.3617	R/\$ Wisselkoers (gemiddeld van 21 dae)
Tariff Gazetted 2006/12/08	R0.00/t					Tarief gepubliseer 2006/12/08

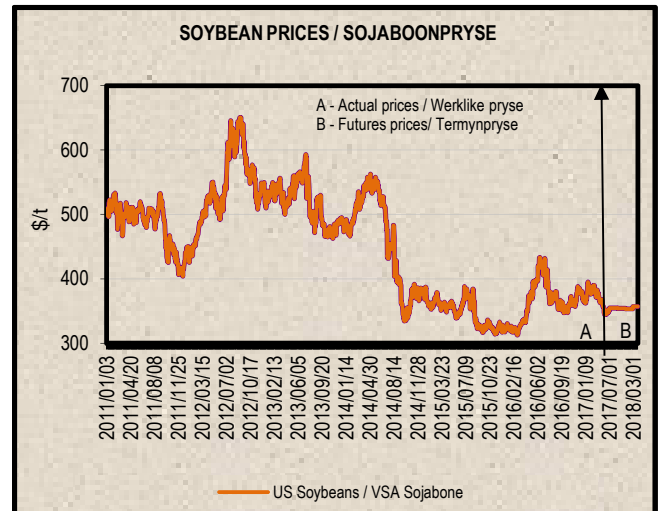
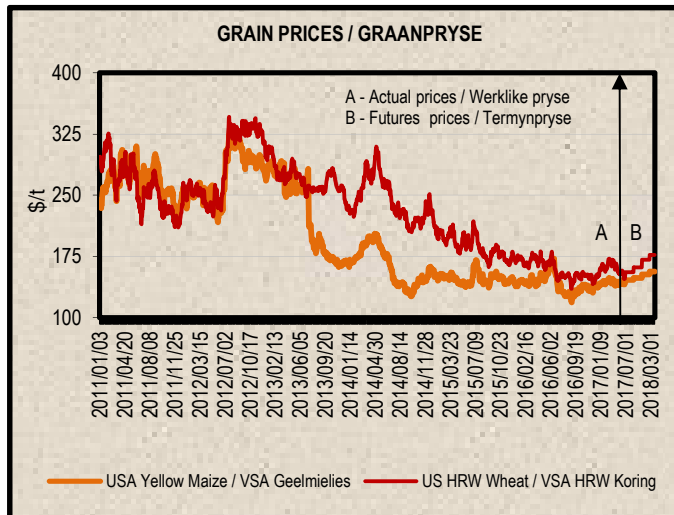
6. IMPORT TARIFF ON WHEAT (b)*
6. INVOERTARIEF OP KORING (b)*

US No2 HRW fob (Gulf)	2017/03/28	2017/04/04	2017/04/11	2017/04/18	2017/04/25	VSA No2 HRW vab (Golf)
RSA Initial Reference Price						RSA Oorspronklike Verwysingsprys
Base price (\$/t)	205.33	205.33	205.33	205.33	191.33	Basis prys (\$/t)
Weekly price (\$/t) (IGC)	191.00	192.00	193.00	189.00	189.00	Weeklikse prys (\$/t) (IGC)
3 Weeks moving average (\$/t)	195.33	192.33	192.00	191.33	190.33	3 Weke skuiwende gemiddeld (\$/t)
Number of weeks that the deviation is more than \$10		1	2	3		Aantal weke wat die afwyking meer as \$10 is
Deviation from base price (\$/t)	10.00	13.00	13.33	14.00	1.00	Afwyking van basisprys (\$/t)
Calculated Duty on wheat (\$/t)	98.67	101.67	102.00	102.67	103.67	Berekende Reg op koring (\$/t)
Calculated Duty on wheat (R/t)	1267.39	1404.65	1415.72	1371.75	1353.89	Berekende Reg op koring (R/t)
R/\$ Exchange rate	12.8447	13.8158	13.8796	13.3608	13.0596	R/\$ Wisselkoers
Tariff Gazetted 2017/03/31 (R/t)	R 1 190.20					Tarief gepubliseer 2017/03/31 (R/t)

7. PRICES – INTERNATIONAL (US\$/t)

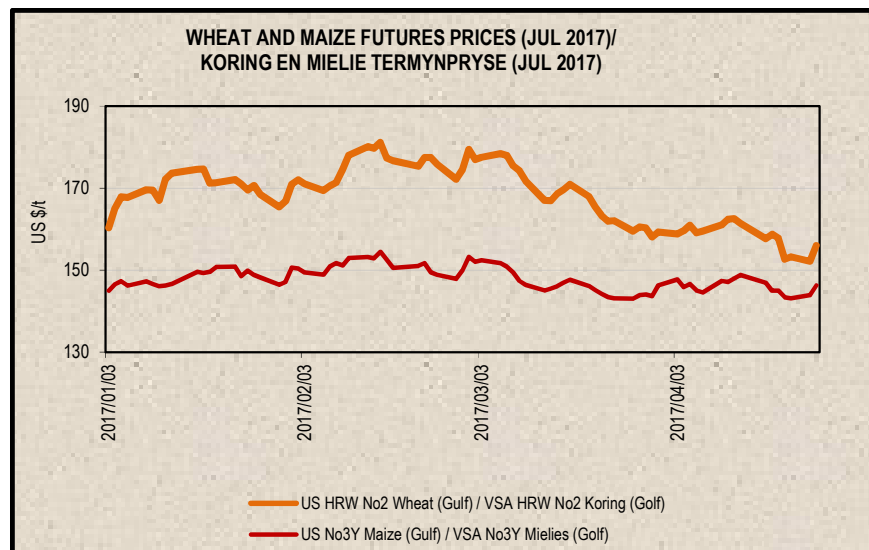
7. PRYSE - INTERNASIONAAL (VSA\$/t)

FOB (US\$/t)	Export Quotations/ Uitvoerkwotasie (b)(e)(f)				VAB (VSA\$/t)
	2017/04/25	2017/04/18	2017/04/11	2017/04/04	
US No 2 HRW Wheat (Gulf)	189.00	189.00	193.00	192.00	VSA No 2 HRW Koring (Golf)
US DNS Wheat 14% PNW	249.00	251.00	249.00	249.00	VSA DNS Koring 14% PNW
Argentine Wheat (Up River)	189.00	189.00	189.00	190.00	Argentynse Koring (Up River)
EC (France) Wheat (grade 1)	186.00	183.00	179.00	180.00	EU (Frankryk) Koring (graad 1)
EC (Germany) B Quality Wheat	191.00	187.00	184.00	186.00	EU (Duitsland) B Kwaliteit Koring
Black Sea Milling Wheat	187.00	188.00	189.00	189.00	Swart See Maalkoring
US No 3Y Maize (Gulf)	160.00	159.00	160.00	158.00	VSA No3Y Mielies (Golf)
Argentine Maize (Up River)	165.00	163.00	165.00	165.00	Argentynse Mielies (Up River)
US Sorghum (Gulf)	175.00	172.00	174.00	172.00	VSA Sorghum (Golf)
Argentine Sorghum (Up River)	160.00	158.00	158.00	158.00	Argentynse Sorghum (Up River)
US Soybeans (Gulf)	364.00	360.00	357.00	357.00	VSA Sojabone (Gulf)
Argentine Soybeans (Up River)	354.00	350.00	351.00	350.00	Argentynse Sojabone (Up River)
Canadian Canola	421.00	414.00	404.00	395.00	Kanadese Canola
Argentine Groundnuts Runners 40/50	1431.00	1431.00	1431.00	1431.00	Argentynse Grondbone 40/50 Runners
US Groundnuts Runners 40/50 shelled	1581.00	1581.00	1581.00	1581.00	VSA Grondbone 40/50 Runners uitgedop
Australian Malting Barley (South. Cross Malt)	184.00	186.00	182.00	181.00	Australiese Moutgars (South. Cross Malt)



Futures prices (US\$/t) / Termynpryse (VSA\$/t) (c)(d) (2017/04/25)

Commodity	May-17	Jul-17	Sep-17	Dec-17	Mar-18	May-18	Kommoditeit
US No3 Yellow maize	143.69	146.29	149.05	153.14	156.84	159.44	VSA No3 Geelmielies
US No2 HRW wheat	151.38	156.01	161.89	171.22	177.10	181.73	VSA No2 HRW koring
US Soybeans	350.68	354.58	354.21	n/a	356.93	358.69	VSA Sojabone

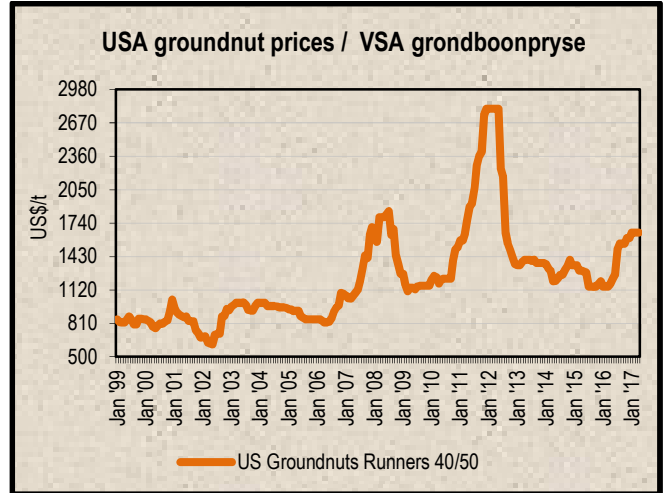
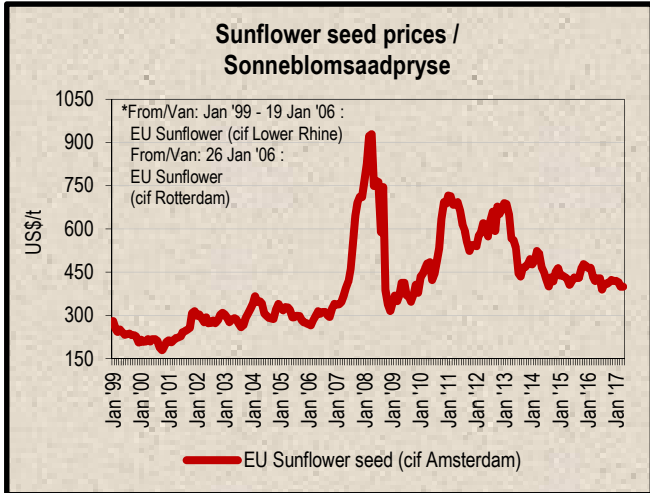


8. LOWEST REPRESENTATIVE ASKING PRICES
(US\$/t)(e)(f)(Prices of previous week)

8. LAAGSTE VERTEENWOORDIGENDE PRYSE GEVRA
(Pryse van vorige week)(VSA\$/t)(e)(f)

US\$/t	2017/04/20	2017/04/12	Change/ Verandering	VSA\$/t
Soybeans, Brazil, c.i.f. Rotterdam	392	385	1.8%	Sojabone, Brasilië, k.a.v. Rotterdam
Soybeans, USA, c.i.f. Rotterdam	394	385	2.3%	Sojabone, VSA, k.a.v. Rotterdam
Groundnuts, USA Runners 40/50*	1650	1650	0.0%	Grondbone, VSA Runners 40/50*
Groundnuts, Argentine Runners 40/50*	1500	1500	0.0%	Grondbone, Argentynse Runners 40/50*
Groundnut-oil, c.i.f. Rotterdam	1550	1560	-0.6%	Grondboon-olie, k.a.v. Rotterdam
Sunflower seed, EU c.i.f. Amsterdam	400	400	0.0%	Sonneblomsaad, EU k.a.v. Amsterdam
Sunflower-oil, EU (fob) N.W. Europe	785	780	0.6%	Sonneblom-olie, EU (vab) N.W. Eur.
Rapeseed, Europe, 00, c.i.f. Hamburg	430	426	0.9%	Raapsaad, Europa, 00, k.a.v. Hamburg

* Shelled, c.i.f. Rotterdam * Uitgedop k a v Rotterdam



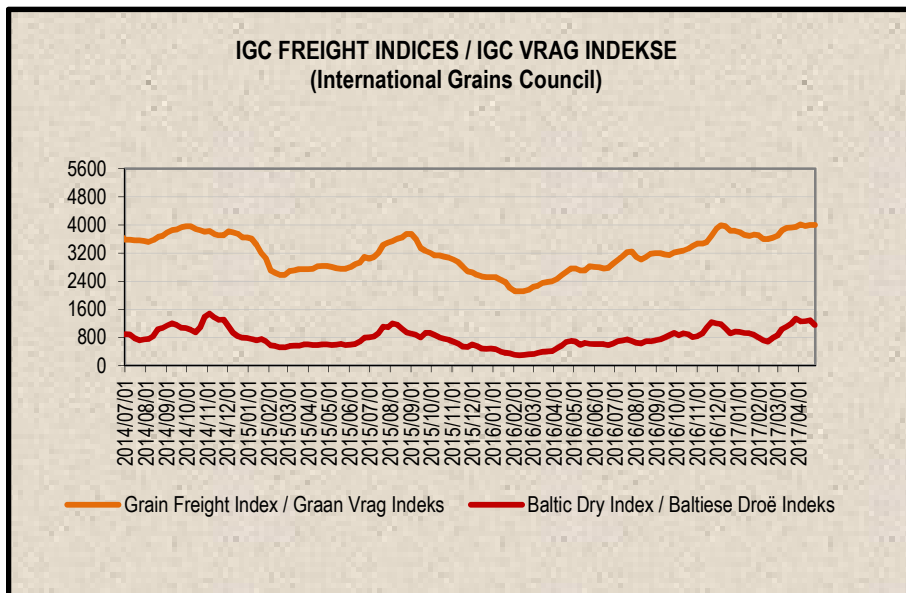
9. IGC FREIGHT INDICES (b)

9. IGC VRAG INDEKSE (b)

IGC FREIGHT INDICES / IGC VRAG INDEKSE							
	2017/03/21	2017/03/28	2017/04/04	2017/04/11	2017/04/18	2017/04/25	
Grain Freight Index*	3920	3940	4018	3969	3998	3998	Graan Vrag Indeks*
Baltic Dry Index	1200	1333	1255	1262	1294	1154	Baltiese Droë Indeks

* IGC Grain Freight Index represents 15 major grain routes, including five from the United States of America, and two each from other main exporting nations (including Argentina, Black Sea, Europe and Canada); with base an average of the four weeks ending 11 May 2005 = 6000. The updated indices will be available on Thursdays on SAGIS' website.

* IGC Graan Vrag Indeks verteenwoordig 15 hoof graanroetes, insluitende vyf vanaf die Verenigde State van Amerika, en twee elk van ander hoof uitvoermasies (insluitende Argentinië, Swart See, Europa en Kanada); met basis 'n gemiddeld van die vier weke geëindig 11 Mei 2005 = 6000. Die opgedateerde indekse sal Donderdae op SAGIS se webwerf beskikbaar.



10. IMPORT PARITY PRICES – SUMMER GRAINS (b)

10. INVOERPARITEITPRYSE - SOMERGRANE (b)

INVOERPARITEITPRYSE VAN SOMERGRANE (BTW UITGESLT)				2017/04/26			IMPORT PARITY PRICES OF SUMMER GRAINS (VAT EXCL)			
ITEM	Nota/ Note	Mielies/Maize	Mielies/Maize	Sorghum	Sorghum	Sorghum	ITEM			
		VSA/ USA Golf/Gulf (no.3Y)	Argentynse/ Argentine Up River	VSA/ USA Golf/Gulf	Argentynse/ Argentine Up River	Australiese/ Australian Brisbane				
Internasionale VAB pryse	a	160.00	165.00	175.00	160.00	235.00	International FOB prices			
Vraggeld	b	30.00	23.00	30.00	23.00	14.00	Freight Rates			
Assuransie (0.3% van VAB)		0.48	0.50	0.53	0.48	0.71	Insurance (0.3% of FOB)			
1 KOSTE, ASSURANSIE EN VRAG (KAV) \$/T		190.48	188.50	205.53	183.48	249.71	1 COST, INSURANCE AND FREIGHT (CIF) \$/T			
R/\$ Wisselkoers op: 2017/04/25		13.0596	13.0596	13.0596	13.0596	13.0596	Converted to R/t			
2 KOSTE, ASSURANSIE EN VRAG (KAV) R/t		2487.59	2461.73	2684.14	2396.18	3261.11	2 COST, INSURANCE AND FREIGHT (CIF) R/t			
Finansieringskoste	c	21.47	21.25	23.16	20.68	28.14	Financing cost			
3 KOSTE, ASSURANSIE, VRAG EN FINANSIERING R/t		2509.06	2482.98	2707.30	2416.86	3289.25	3 COST, INSURANCE, FREIGHT AND FINANCING R/t			
Aflaaiikoste:	d, e			146.54	146.54	146.54	Discharging cost:			
- Kaapstad		122.93	122.93	n/a	n/a	n/a	- Cape Town			
- Durban		163.11	163.11	170.37	170.37	170.37	- Durban			
Invoertarif	f	0.00	0.00	68.56	62.69	92.07	Import Tariff			
4 VRY OP SPOOR (VOS) R/t							4 FREE ON RAIL (FOR) R/t			
- Kaapstad		2631.99	2605.91	n/a	n/a	n/a	- Cape Town			
- Durban		2672.17	2646.09	2922.40	2626.09	3527.86	- Durban			
Spoorvragkoste	g						Railage cost			
- Durban na Randfontein		246.10	246.10	246.10	246.10	246.10	- Durban to Randfontein			
5 GELEWER:							5 DELIVERED:			
- Durban na Randfontein R/ton		2918.27	2892.19	3168.50	2872.19	3773.96	- Durban to Randfontein R/ton			

Notas/Notes:

a Bron van pryse en vraggeld : IGC GMI
Source of prices and freight rates: IGC GMI

2017/04/25

Termyn / Term	US\$/ton (VAB/FOB)	Vraggeld/Freight Rate:	US\$/ton
Mielies/Maize: VSA/USA (Golf/Gulf No.3Y)	160.00	US Golf / Gulf	30.00
Mielies/Maize: Argentinië/Argentina (Up River)	165.00	Argentinië / Argentina	23.00
Sorghum: VSA/USA (Golf / Gulf Milo)	175.00	Australië/Australia	14.00
Sorghum: Argentinië/Argentina (Up River)	160.00		
Sorghum: Australië/Australia (Brisbane)	235.00		

b Vraggeld: bereken vir vragte van +/- 20 000 - 30 000t / Freight rates: calculated for freights of +/- 20 000 - 30 000t

c Finansieringskoste: 30 000t @ KAV @ primakoers vir 30 dae. Bron/Source: SARB 10.50% 2016/03/18
Financing cost: 30 000t @ CIF @ prime rate for 30 days.

d Aflaaiikoste / Discharging costs (R/ton):

	Mielies/Maize:	Sorghum
Kaapstad / Cape Town:	122.93	n/a
Durban:	163.11	170.37

Bron / Source: Hull Blyfh

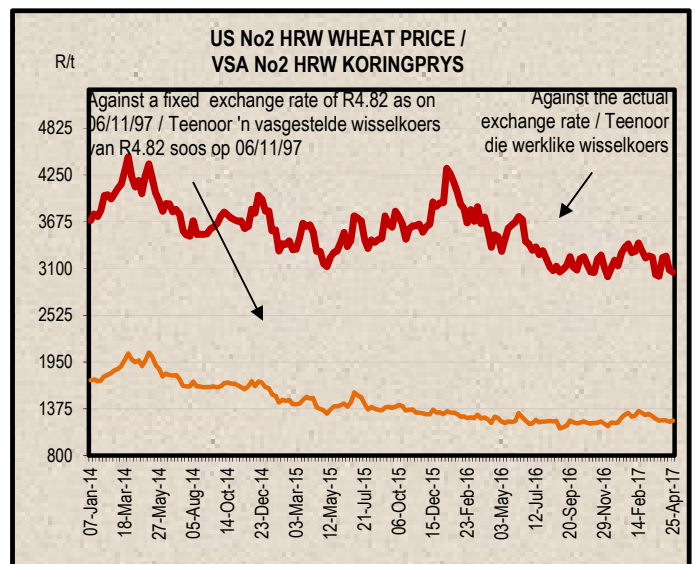
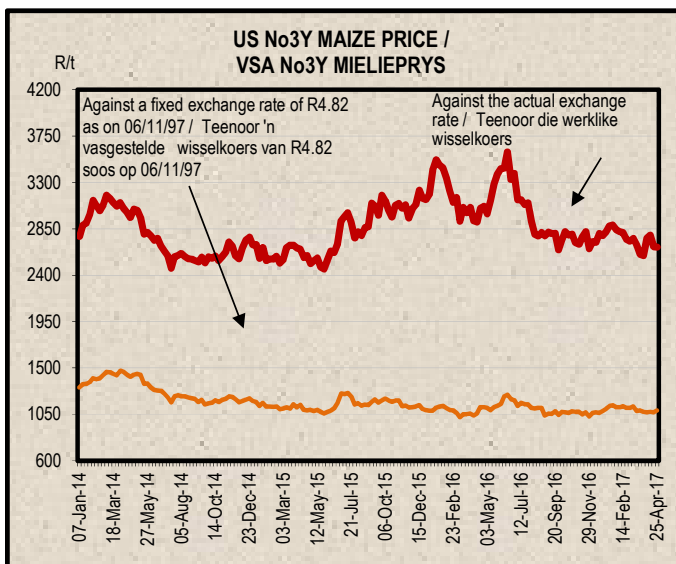
e Ingesluit: Kaaielde, hantering, kaaibesig, agente/dokumentasie, logistiek & opnames (inspeksie van skeepsvrag) /

Included: Wharfage, handling, wharf supervision, agent/documentation, logistic & survey (inspection of shipload).
Uitgesluit: Gesondheidsinspeksie-, skeepsagentskapfooi, strooktoetsingsfooi vir GMO, opbergingskoste asook BTW en invoerbelasting /
Excluded: Health inspection fee, Ship agency fee, strip testing fees for GMO, storage costs as well as VAT and import duty.
N.B: Steps 'n aanduiding, aangesien koste van opname beding kan word / N.B: Indication only, as cost of survey can be negotiated.

f Invoertarif / Import Tariff:

Mielies/Maize = Vry / Free
Sorghum = 3% op VAB / on FOB

g Neem asb. kennis dat 'n verandering in Spoorset se spoorvrag op 1 April 2016 plaasgevind het na R246.10.
Please take note that there was a change in Spoorset railage cost on 1 April 2016 to R246.10.



11. IMPORT PARITY PRICES – WINTER CEREALS (b)

11. INVOERPARITEITPARYSE - WINTERGRANE (b)

INVOERPARITEITPARYSE VAN WINTERGRANE (BTW UITGESLT)			2017/04/26				IMPORT PARITY PRICES OF WINTER CEREALS (VAT EXCL)		
ITEM	Nota/ Note	Koring/Wheat	Koring/Wheat	Koring/Wheat	Koring/Wheat	Gars/Barley	Gars/Barley	ITEM	
		VSA/ USA Golf/Gulf	VSA/ USA PNW	Argentynse/ Argentine Up River	EU Duitsland/ Germany B kwaliteit/ quality	Australiese/ Australian Fremantle	Frans/ French Rouen		
		HRW	DNS	Trigo Pan		Mout/Malting	Mout/Malting		
		\$/t	\$/t	\$/t	\$/t	\$/t	\$/t		
Internasionale VAB pryse	a	189.00	249.00	189.00	191.00	184.00	220.00 *	International FOB prices	
Vraggeld	b	30.00	30.00	23.00	20.00	15.00	21.00	Freight Rates	
Assuransie (0.3% van VAB)		0.57	0.75	0.57	0.57	0.55	0.66	Insurance (0.3% of FOB)	
1 KOSTE, ASSURANSIE EN VRAG (KAV) \$/T		219.57	279.75	212.57	211.57	199.55	241.66	1 COST, INSURANCE AND FREIGHT (CIF) \$/T	
<i>Omskakel na R/t</i>								<i>Converted to R/t</i>	
R/\$ Wisselkoers op: 2017/04/25		13.0596	13.0596	13.0596	13.0596	13.0596	13.0596	R/\$ Exchange rate on: 2017/04/25	
2 KOSTE, ASSURANSIE EN VRAG (KAV) R/t		2867.50	3653.42	2776.08	2763.02	2606.04	3155.98	2 COST, INSURANCE AND FREIGHT (CIF) R/t	
Finansieringskoste	c	24.75	31.53	23.96	23.85	22.49	27.24	Financing cost	
3 KOSTE, ASSURANSIE, VRAG EN FINANSIERING R/t		2892.25	3684.95	2800.04	2786.87	2628.53	3183.22	3 COST, INSURANCE, FREIGHT AND FINANCING R/t	
Afblaikoste	d, e							Discharging cost	
3.1 Kaapstad (Hoofsaaklik kaaihykraan metode)		124.02	124.02	124.02	124.02	157.11	157.11	3.1 Cape Town (Mainly shore cranes method)	
3.2 Durban (Hoofsaaklik suig-in-silo metode)		163.11	163.11	163.11	163.11	170.37	170.37	3.2 Durban (Mainly suction into silo method)	
Invoertarif op koring	f	1190.20	1190.20	1190.20	1190.20	0.00	0.00	Import Tariff on wheat	
4 VRY OP SPOOR (VOS) R/t								4 FREE ON RAIL (FOR) R/t	
4.1 Kaapstadhawe		4206.47	4999.17	4114.26	4101.09	2785.64	3340.33	4.1 Cape Town Harbour	
4.2 Durbanhawe		4245.56	5038.26	4153.35	4140.18	2798.90	3353.59	4.2 Durban Harbour	
Spoorvragkoste	g							Railage cost	
- Kaapstad na Paarl		85.60	85.60	85.60	85.60	n/a	n/a	- Cape Town to Paarl	
- Durban na Randfontein		246.10	246.10	246.10	246.10	246.10	246.10	- Durban to Randfontein	
5 GELEWER:								5 DELIVERED:	
- Kaapstad na Paarl R/ton		4292.07	5084.77	4199.86	4186.69	n/a	n/a	- Cape Town to Paarl R/ton	
- Durban na Randfontein R/ton		4491.66	5284.36	4399.45	4386.28	3045.00	3599.69	- Durban to Randfontein R/ton	

Notas/Notes: 2017/04/25

a Bron van pryse en vraggeld : IGC GMI
Source of prices and freight rates: IGC GMI

Termyn / Term	VAB/FOB US\$/tn	Vraggeld / Freight Rate:	US\$/ton	Gars/Barley = US\$ + 1
Koring/Wheat: HRW No 2 (Hard Red Winter) Golf / Gulf	Apr 2017 189.00	US (Golf / Gulf)	30.00	
Koring/Wheat: DNS 14% No 2 (Dark Northern Spring) Golf / Gulf	Mei/May 2017 249.00	Argentinië / Argentine (Upriver)	23.00	
Koring/Wheat: Argentinië / Argentine (Up River) Trigo Pan	Apr 2017 189.00	EEC (Bordeaux Hamburg)	20.00	21.00
Koring/Wheat: EU (Duitsland / Germany) B kwaliteit / quality	Apr 2017 191.00	Australië / Australia (Eastern)	14.00	15.00
Gars/Barley: Australiese moutgars/Australian malting barley (Fremantle)	Apr 2017 184.00			
Gars/Barley: Frans moutgars/French malting barley (Rouen)	Apr 2017 220.00			

b Vraggeld: bereken vir vrage van +/- 20 000 - 30 000t / Freight rates: calculated for freights of +/- 20 000 - 30 000t

c Finansieringskoste: 30 000t @ KAV @ primakoers vir 30 dae. Bron/Source: SARB 10.50% 2016/03/18
Financing cost 30 000t @ CIF @ prime rate for 30 days.

d Afblaikoste / Discharging cost (R/ton):

	Koring/Wheat:	Gars/Barley:
Kaapstad / Cape Town:	124.02	157.11
Durban:	163.11	170.37

Bron / Source: Hull Blyth

e Ingesluit: Kaaigelde, hantering, kaaibesig, agente/dokumentasie, logistiek & opnames (inspeksie van skeepsvrag).
Included: Wharfage, handling, wharf supervision, agent/documentation, logistic & survey (inspection of shipload).
Uitgesluit: Gesondheidsinspeksie-, skeepsagentskapfooi, strookbeltingsfooi vir GMO, obergingskoste asook BTW en invoerbelasting.
Excluded: Health inspection fee, ship agency fee, strip testing fees for GMO, storage costs as well as VAT and import duty.
N.B: Slegs 'n aanduiding, aangesien koste van opname beding kan word / N.B: Indication only, as cost of survey can be negotiated.

f Invoertarif / Import Tariff:
Koring/Wheat = R1190.20 p/tn
Gars/Barley = Vry/Free

g Neem asb. Kennis dat Spoorwet se spoorvrag op 1 April 2016 verander het soos volg:
Kaapstad na Paarl R85.60 en Durban na Randfontein R246.10.
Please take note that on 1 April 2016 Spoorwet railage cost changed as follows:
Cape Town to Paarl R85.60 and Durban to Randfontein R246.10.

* Prys laaste ontvang: 2016/09/27 / Price last received: 2016/09/27 .

12. IMPORT PARITY PRICES – OIL SEEDS (b)(e)(f)

12. INVOERPARITEITPRYSE - OLIESADE (b)(e)(f)

INVOERPARITEITPRYSE VAN OLIESADE (BTW UITGESLT)		2017-04-26							IMPORT PARITY PRICES OF OIL SEEDS (VAT EXCL)	
ITEM	Nota/ Note	Sojabone/ Soybeans	Sojabone/ Soybeans	Sojabone/ Soybeans	Sonneblom/ Sunflower	Canola	Grondbone/ Groundnuts	Grondbone/ Groundnuts	ITEM	
		VSA/ USA Golf/Gulf	Argentynse/ Argentine Up River	Brazilië/ Brazil Paranagua	EU Franse/ French Bordeaux	Kanadese/ Canadian Vancouver	Argentynse/ Argentine Raw Runners 40/50	VSA/ USA Raw Runners 40/50		
Internasionale VAB pryse	a	\$/t 364.00	\$/t 354.00	\$/t 361.00	\$/t 404.00	\$/t 421.00	\$/t 1431.00 *	\$/t 1581.00 *	International FOB prices	
Vraggeld	b	30.00	23.00	23.00	20.00	32.00	69.00	30.00	Freight Rates	
Assuransie (0.3% van VAB)		1.09	1.06	1.08	1.21	1.26	4.29	4.74	Insurance (0.3% of FOB)	
1 KOSTE, ASSURANSIE EN VRAG (KAV) \$/T Omskakel na R/t R/\$ Wisselkoers op: 2017/04/25		395.09	378.06	385.08	425.21	454.26	1504.29	1615.74	1 COST, INSURANCE AND FREIGHT (CIF) \$/T Converted to R/t R/\$ Exchange rate on: 2017/04/25	
2 KOSTE, ASSURANSIE EN VRAG (KAV) R/t		13.0596 R/t 5159.72	13.0596 R/t 4937.31	13.0596 R/t 5028.99	13.0596 R/t 5553.07	13.0596 R/t 5932.45	13.0596 R/t 19645.43	13.0596 R/t 21100.92	2 COST, INSURANCE AND FREIGHT (CIF) R/t	
3 KOSTE, ASSURANSIE, VRAG EN FINANSIERING R/t	c	44.53 5204.25	42.61 4979.92	43.40 5072.39	47.92 5600.99	51.20 5983.65	169.54 19814.97	182.10 21283.02	Financing cost 3 COST, INSURANCE, FREIGHT AND FINANCING R/t	
4 VRY OP SPOOR (VOS) R/t Durban	d, e f	170.37 380.30 5754.92	170.37 369.85 5520.14	170.37 377.16 5619.92	268.74 0.00 5869.73	170.37 549.81 6703.83	579.41 1868.83 22263.21	579.41 2064.72 23927.15	Discharging cost: Durban Import Tariff: 4 FREE ON RAIL (FOR) R/t Durban	
5 GELEWER: - Durban na Randfontein R/ton	g	246.10 6001.02	246.10 5766.24	246.10 5866.02	246.10 6115.83	246.10 6949.93	- -	- -	Railage cost - Durban to Randfontein 5 DELIVERED: - Durban to Randfontein R/ton	

Notas/Notes:

a Bron van pryse en vraggeld / Source of prices and freight rates : IGC (GMI), Geogalos Peanut World & Oilworld
2017/04/25

Termyn / Term	US\$/ton (VAB/FOB)	Vraggeld/Freight Rate:	US\$/ton
Sojabone/Soybeans: VSA/USA (Golf/Gulf)	364.00	US Golf / Gulf	30.00
Sojabone/Soybeans: Argentinië/Argentina (Up River)	354.00	Argentinië / Argentina	23.00
Sojabone/Soybeans: Brazilië/Brazil (Paranagua)	361.00	EEC (Bordeaux/Hamburg)	20.00
Sonneblom/Sunflower: EU Frankryk/France (Bordeaux)	404.00	Kanada/Canada (North Pacific)	32.00
Canola: Kanada/Canada (Vancouver)	421.00	Grondbone/Groundnuts (ARG)	69.00
Grondbone/Groundnuts: Argentinië/Argentina (Raw Runner 40/50)	1431.00		
Grondbone/Groundnuts: VSA/USA (Runners 40/50)	1581.00		

b Vraggeld: bereken vir vragte van +/- 20 000 - 30 000t / Freight rates: calculated for freights of +/- 20 000 - 30 000t

c Finansieringskoste: 30 000t @ KAV @ primakoers vir 30 dae. Bron/Source: SARB 10.50% 2016/03/18
Financing cost: 30 000t @ CIF @ prime rate for 30 days.

d Aflaaiikoste / Discharging costs (R/ton):

	Sojabone/ Soybeans	Sonneblom/ Sunflower	Canola	Grondbone/ Groundnuts
Durban:	170.37	268.74	170.37	579.41

e Aflaaiikoste / Discharging fees:

Ingesluit: Kaaigelde, hantering, kaaioesig, agente/dokumentasie, logistiek & opnames (inspeksie van skeepsvrag) /
Included: Wharfage, handling, wharf supervision, agent/documentation, logistic & survey (inspection of shipload).
Uitgesluit: Gesondheidsinspeksie-, skeepagentskapfooi, strooktoetsingsfooi vir GMO, opbergingskoste asook BTW en invoerbelasting /
Excluded: Health inspection fee, Ship agency fee, strip testing fees for GMO, storage costs as well as VAT and import duty.
N.B: Slegs 'n aanduiding, aangesien koste van opname beding kan word / N.B: Indication only, as cost of survey can be negotiated.

f Invoertarif / Import Tariff:

Sojabone/Soybeans = 8% op VAB / on FOB
Sonneblom/Sunflower = Vry / Free
Canola = 10% op VAB / on FOB
Grondbone/Groundnuts = 10% op VAB / on FOB

g Neem asb. Kennis dat Spoornet se spoorvrag op 1 April 2016 verander het na R246.10.
Please take note that on 1 April 2016 Spoornet railage cost changed to R246.10.

* Kwotasies is k.a.v. pryse. VAB pryse dus berekende pryse (kav minus vraggeld) / Quotes are c.i.f. prices. FOB prices are therefore calculated prices (cif minus freight rates).

13. EXPORT PARITY PRICES (b)

13. UITVOERPARITEITPRYSE (b)

INDICATIVE EXPORT PARITY PRICES				2017/04/26		AANDUIDENDE UITVOERPARITEITSPRYSE	
This is only an example of how an export parity price can be calculated - it can vary according to need	US No3Y Maize/ Mielies Gulf/Golf (b)	US HRW Wheat/Koring Gulf/Golf (b)	US DNS 14% Wheat/Koring PNW (b)	Argentine Raw Runner 40/50 Groundnuts/ Grondbone (f)	Hierdie is slegs 'n voorbeeld van hoe 'n uitvoerpariteitsprys bereken kan word - dit kan varieer volgens behoefte		
	Apr 2017	Apr 2017	May/Mei 2017	Jul 17			
FOB Gulf value (\$/t)	160.00	189.00	249.00	1431.00	VAB Golfwaarde (\$/t)		
Difference in quality and locality of SA ¹ Maize: Plus US\$10 (\$/t) Groundnuts: Less 3,5% of fob value	\$10.00			96,5%	Kwaliteits- en liggingsverskil van SA ¹ Mielies: Plus VSAS\$10 (\$/t) Grondbone: Min 3,5% van vab waarde		
SA fob price (\$/t)	170.00	189.00	249.00	1380.92	SA vab prys (\$/t)		
Exchange rate (1\$=): (2017/04/25)	13.0596	13.0596	13.0596	13.0596	Wisselkoers (1\$=): (2017/04/25)		
FOB Gulf value (R/t)	2220.13	2468.26	3251.84	18034.26	VAB Golfwaarde (R/t)		
Marketing costs:					Bemerkings koste:		
Financing (Prime rate 10.50% - 30 days) (R/t)	19.16	21.30	28.06	155.64	Finansieringskoste (Primakoers 10.50% - 30 dae) (R/t)		
Railage: ² Randfontein – Durban harbour	246.10	246.10	246.10	-	Spoorvrag: ² Randfontein – Durbanhawe		
Loading costs: (R/t) ³ Durban Harbour (Mainly spout method)	151.88	163.20	163.20	467.13	Oplaai-koste: (R/t) ³ Durbanhawe (Hoofsaaklik tregter metode)		
EXPORT REALISATION (R/t):					UITVOER REALISASIE (R/t):		
Randfontein	1802.99	2037.66	2814.48	17411.49	Randfontein		

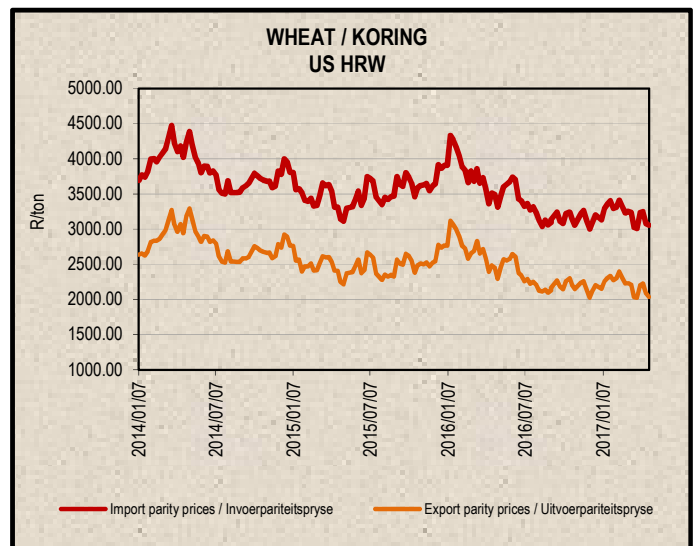
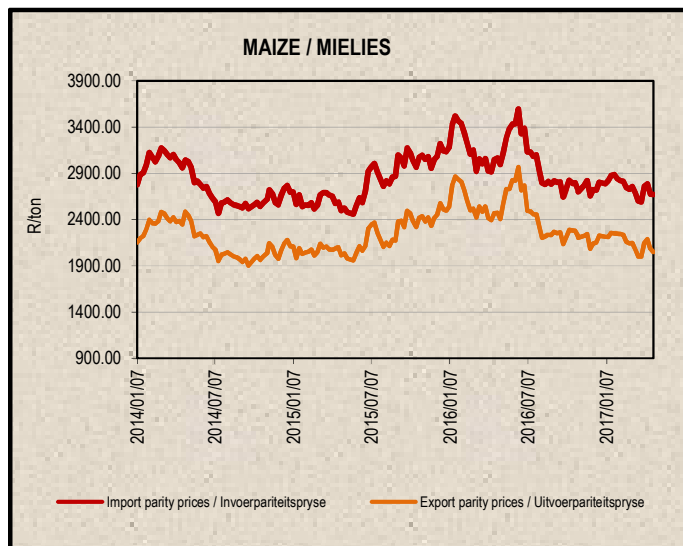
Difference in quality and locality of SA (As requested by the industry) 1 *Kwaliteits- en liggingsverskil van SA (Soos deur die bedryf versoek)*

As from 14 June 2012, the discount/rebate will no longer be used to calculate the export parity price on US HRW and a new calculation will be added for US DNS, also without the discount/rebate. Vanaf 14 Junie 2012 sal die diskonto/premie nie meer gebruik word by die berekening van die uitvoerpariteitsprys van US HRW nie en 'n nuwe berekening word nou vir US DNS gedoen, ook sonder diskonto/premie.

Railage costs: Please take note that on 1 April 2016 Spoornet railage cost changed to R246.10. 2 *Spoorvrag koste: Neem asb. Kennis dat Spoornet se spoorvrag op 1 April 2016 verander het na R246.10.*

Loading costs, received from Hull Blyth: Included: Cargo dues, handling, wharf supervision, agency/documentation, logistics & surveys (inspection of cargo). 3 *Oplaai-koste, ontvang van Hull Blyth: Ingesluit: Kaaigelde, hantering, kaaitoetsig, agente/dokumentasie, logistiek & opnames (inspeksie van skeepsvrag)*

Excluded: Ship agent fees, health & PPECB inspections, storage facility & transport costs to storage facility, VAT & duties. Uitgesluit: Skeepsagentskaps-, inspeksie-, opbergings- en vervoerkoste na opbergingsfasiliteit, BTW & invoerbelasting.



14. WEATHER

For local weather, please follow the link below:
www.weathersa.co.za

14. WEER

Vir plaaslike weer, volg asseblief die onderstaande skakel:
www.weathersa.co.za

15. SUNDRIES (g)

15. DIVERSE (g)

RSA GRAIN & OILSEED POSITION / RSA GRAAN & OLIESAAD POSISIE

		White Maize / Witmielies	Yellow Maize / Geelmielies	Total Maize / Totaal Mielies	Barley / Gars	Oats / hawer	Wheat / Koring
From:		2016/05	2016/05	2016/05	2016/10	2016/10	2016/10
Until:		2017/03	2017/03	2017/03	2017/03	2017/03	2017/03
Opening stock / beginvoorraad		1 307 867	1 163 200	2 471 067	169 892	15 346	827 232
Deliveries / Lewerings	(a)	3 319 981	3 720 793	7 040 774	352 017	54 498	1 835 166
Imports / Invoere		673 544	1 592 671	2 266 215	37 339	13 231	386 382
Utilisation / Aanwending	(b)	3 938 530	5 358 417	9 296 947	199 416	35 647	1 563 502
Exports / Uitvoere		545 968	391 746	937 714	16141	0	59 851
Sundries / Diverse	(c)	-35 365	7 672	-27 693	-4660	209	-3 399
Unutilised stock/ Onaangewende voorraad		852 259	718 829	1 571 088	348 351	47 219	1 428 826

		Sorghum	Canola	Groundnuts / Grondbone	Soybeans / Sojabone	Sunflower / Sonneblom
From:		2017/03	2016/10	2017/03	2017/03	2017/03
Until:			2017/03			
Opening stock / beginvoorraad		35 238	16 386	8 253	84 792	163 086
Deliveries / Lewerings	(a)	1 961	103 979	381	82 316	125 053
Imports / Invoere		49 151	0	4 375	6 676	0
Utilisation / Aanwending	(b)	14 038	58 661	4 886	43 065	62 542
Exports / Uitvoere		544	0	0	0	38
Sundries / Diverse	(c)	1 310	-1 022	-8	-438	-4 049
Unutilised stock/ Onaangewende voorraad		70 458	62 726	8 131	131 157	229 608

Notes:

- (a) Deliveries directly from farms. / Lewerings direk vanaf plase.
- (b) Includes withdrawn by farmers, end-consumers and seed (d). / Ingesluit onttrekking deur produsente, eindverbruikers en saad vir plantdoeleindes (d).
- (c) Includes surplus and shortages. / Ingesluit surplusse en tekorte.
- (d) Seed: No seed information for maize and sorghum. / Saad: Geen saad inligting vir mielies en sorghum nie.

Sources /Bronne:

(a) = Safex; (b) = International Grains Council; (c) = CBOT; (d) = KCBT;
 (e) = Oil World; (f) = Geogalos Peanut World; (g) = SAGIS.

* Formula according to ITAC (International Trade Administration Commission of South Africa)
 Formule volgens ITAC (International Trade Administration Commission of South Africa)

SAGIS
 Nico Hawkins
 General Manager / Hoofbestuurder

Indemnity/Vrywaring: Although everything has been done to ensure the accuracy of the information, neither SAGIS nor any of its directors or employees takes any responsibility for actions or losses that might occur as a result of the usage of this information. / Alhoewel alles gedoen is om te verseker dat die inligting korrek is, aanvaar nie SAGIS of enige van sy direkteure of werknemers verantwoordelikheid vir enige aksies of verliese as gevolg van die inligting wat gebruik is nie.