

SAGIS WEEKLY BULLETIN / SAGIS WEEKLIKSE BULLETIN

1. Producer Deliveries (ton):			1. Produsentelewerings (ton):	
Commodity	Latest week/ Jongste week: 25 - 31 Mar 2017	Total: current marketing year/ Totaal: huidige bemarkingsjaar	Total: same period previous marketing year/ Totaal: selfde periode vorige bemarkingsjaar	Kommoditeit
White maize	58 224	3 258 112	4 648 855	Witmielies
Yellow maize	25 316	3 690 345	4 657 227	Geelmielies
Total: maize	83 540	6 948 457	9 306 082	Totaal: mielies
Wheat	4 491	1 832 016	1 370 339	Koring

2. Imports (ton):			2. Invoere (ton):	
2.1 Imports for RSA			2.1 Invoere vir RSA	
Commodity	Latest week/ Jongste week: 25 - 31 Mar 2017	Total: current marketing year/ Totaal: huidige bemarkingsjaar	Total: same period previous marketing year/ Totaal: selfde periode vorige bemarkingsjaar	Kommoditeit
White maize	14 068	683 146	72 565	Witmielies
Yellow maize	28 148	1 596 242	1 462 212	Geelmielies
Maize Total	42 216	2 279 388	1 534 777	Mielies Totaal
Wheat	0	390 550	1 017 121	Koring

Origin of imports / Oorsprong van invoere

White maize/Witmielies	Yellow maize/Geelmielies	Wheat/Koring
Mexico	Argentina	Argentina
USA	Brazil	Canada
	Romania	Czech Republic
	Ukraine	Germany
	USA	Poland
		Romania
		Russia
		USA

2.2 Imports for other countries

2.2 Invoere vir ander lande

White maize	0	229 754	0	Witmielies
Yellow maize	0	11 533	8 888	Geelmielies
Maize Total	0	241 287	8 888	Mielies Totaal
Wheat	0	113 580	138 009	Koring

Origin of imports / Oorsprong van invoere

White maize/Witmielies	Yellow maize/Geelmielies	Wheat/Koring
Mexico	Argentina	Argentina
USA	Romania	Canada
		Germany
		Poland
		Romania
		Russia
		USA

3. Exports (ton):

3.1 RSA Exports

Commodity	Latest week/ Jongste week: 25 - 31 Mar 2017	Total: current marketing year/ Totaal: huidige bemarkingsjaar	Total: same period previous marketing year/ Totaal: selfde periode vorige bemarkingsjaar	Kommoditeit
White maize	22 621	477 460	418 141	Witmielies
Yellow maize	3 347	276 422	199 203	Geelmielies
Maize Total	25 968	753 882	617 344	Mielies Totaal
Wheat	494	50 306	31 315	Koring

Destination of exports / Bestemming van uitvoere

White maize/Witmielies	Yellow maize/Geelmielies	Wheat/Koring
Botswana	Botswana	Botswana
Lesotho	Korea	Lesotho
Malawi	Lesotho	Mozambique
Mozambique	Mozambique	Namibia
Namibia	Namibia	Swaziland
Swaziland	Swaziland	Zambia
Zimbabwe	Zambia	Zimbabwe
	Zimbabwe	

3.2 Imports for Exports

Commodity	Latest week/ Jongste week: 25 - 31 Mar 2017	Total: current marketing year/ Totaal: huidige bemarkingsjaar	Total: same period previous marketing year/ Totaal: selfde periode vorige bemarkingsjaar	Kommoditeit
White maize	27 844	220 384	0	Witmielies
Yellow maize	429	15 288	8 888	Geelmielies
Maize Total	28 273	235 672	8 888	Mielies Totaal
Wheat	3 948	120 019	138 272	Koring

Destination of exports / Bestemming van uitvoere

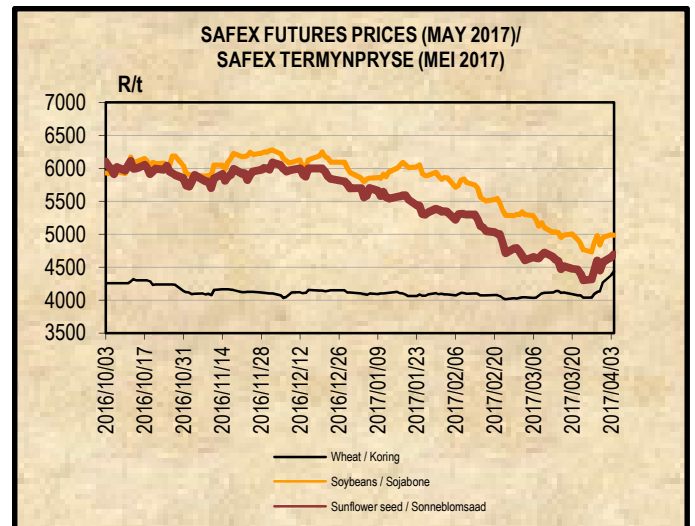
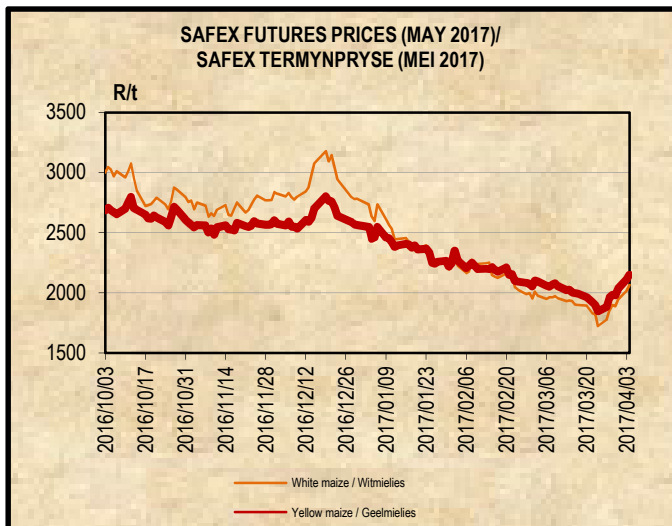
White maize/Witmielies	Yellow maize/Geelmielies	Wheat/Koring
Lesotho	Angola	Botswana
Mozambique	Namibia	Lesotho
Swaziland	Swaziland	Swaziland
Zimbabwe	Zimbabwe	Zambia
		Zimbabwe

3.2 Invoere vir Uitvoere

4. DOMESTIC PRICES PER SAFEX (R/t)(a)

4. PLAASLIKE PRYSE VOLGENS SAFEX (R/t)(a)

Commodity	Future Prices / Termynpryse (2017/04/04) R/ton					Kommoditeit
	Apr-17	May-17	Jul-17	Sep-17	Dec-17	
White maize	2109.00	2065.00	2029.00	2087.00	2153.00	Witmielies
Yellow maize	2167.00	2148.00	2143.00	2187.00	2251.00	Geelmielies
Wheat	4422.00	4432.00	4452.00	4422.00	4183.00	Koring
Sunflower	4625.00	4693.00	4800.00	4880.00	5015.00	Sonneblom
Soybeans	4946.00	4988.00	5080.00	5193.00	5293.00	Sojabone
Sorghum	N/A	2970.00	3020.00	3140.00	3235.00	Sorghum



5. IMPORT TARIFF ON MAIZE (b)*
5. INVOERTARIEF OP MIELIES (b)*

Derived US No2Y Yellow Maize fob (Gulf) (b)	2017-03-29	2017-03-30	2017-03-31	2017-04-03	2017-04-04	Afgeleide VSA No2Y Geelmielies vab (Golf) (b)
RSA Initial Reference Price	\$110.00					RSA Oorspronklike Verwysingsprys
Base price (\$/t)	117.65	117.65	117.65	117.65	117.65	Basisprys (\$/t)
Daily price (\$/t) (IGC)	160.60	160.60	162.60	159.60	163.60	Daaglikse prys (\$/t) (IGC)
Average of 21 days (\$/t)	164.50	163.93	163.50	162.89	162.55	Gemiddeld van 21 dae (\$/t)
Deviation from base price (\$/t)	-46.85	-46.28	-45.85	-45.24	-44.90	Afwyking van basisprys (\$/t)
Duty on maize (\$/t)	-54.50	-53.93	-53.50	-52.89	-52.55	Reg op mielies (\$/t)
Duty on maize (R/t)	-703.43	-695.71	-691.19	-684.44	-682.08	Reg op mielies (R/t)
R/\$ Exchange rate (average of 21 days)	12.9069	12.9003	12.9194	12.9409	12.9796	R/\$ Wisselkoers (gemiddeld van 21 dae)
Tariff Gazetted 2006/12/08	R0.00/t					Tarief gepubliseer 2006/12/08

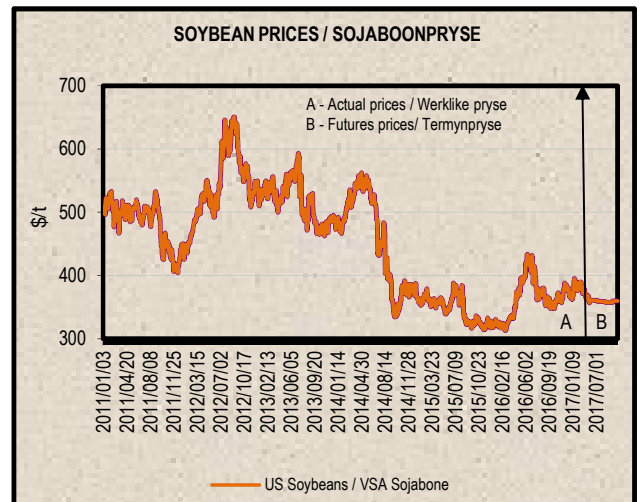
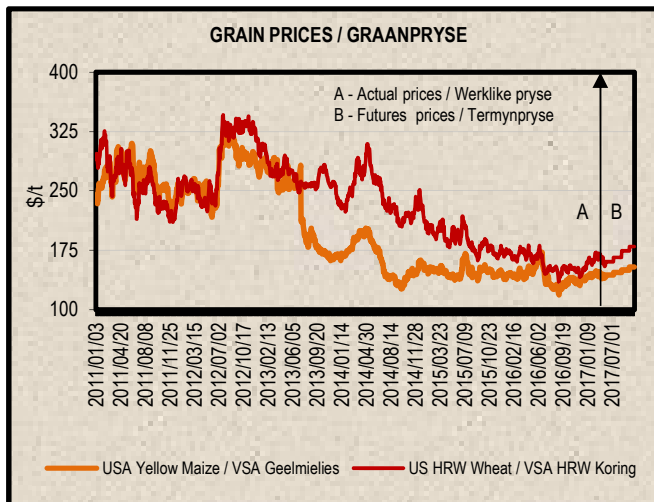
6. IMPORT TARIFF ON WHEAT (b)*
6. INVOERTARIEF OP KORING (b)*

US No2 HRW fob (Gulf)	2017/03/07	2017/03/14	2017/03/21	2017/03/28	2017/04/04	VSA No2 HRW vab (Golf)
RSA Initial Reference Price						RSA Oorspronklike Verwysingsprys
Base price (\$/t)	205.33	205.33	205.33	205.33	205.33	Basis prys (\$/t)
Weekly price (\$/t) (IGC)	207.00	201.00	194.00	191.00	192.00	Weeklikse prys (\$/t) (IGC)
3 Weeks moving average (\$/t)	208.00	204.67	200.67	195.33	192.33	3 Weke skuiwende gemiddeld (\$/t)
Number of weeks that the deviation is more than \$10					1	Aantal weke wat die afwyking meer as \$10 is
Deviation from base price (\$/t)	-2.67	0.66	4.66	10.00	13.00	Afwyking van basisprys (\$/t)
Calculated Duty on wheat (\$/t)	86.00	89.33	93.33	98.67	101.67	Berekende Reg op koring (\$/t)
Calculated Duty on wheat (R/t)	1114.64	1181.85	1184.34	1267.39	1404.65	Berekende Reg op koring (R/t)
R/\$ Exchange rate	12.9609	13.2302	12.6898	12.8447	13.8158	R/\$ Wisselkoers
Tariff Gazetted 2016/08/22 (R/t)	R 1 591.40					Tarief gepubliseer 2016/08/22 (R/t)

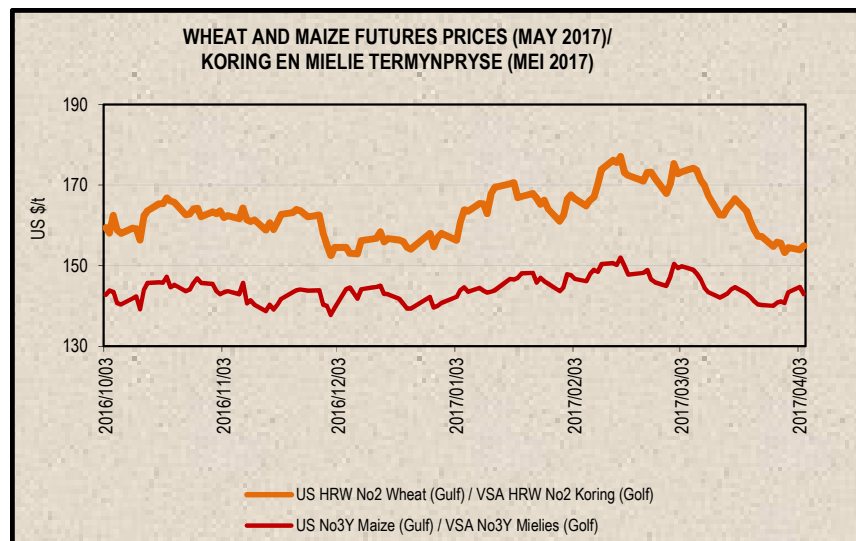
7. PRICES – INTERNATIONAL (US\$/t)

7. PRYSE - INTERNASIONAAL (VSA\$/t)

FOB (US\$/t)	Export Quotations/ Uitvoerkwotasie (b)(e)(f)				VAB (VSA\$/t)
	2017/04/04	2017/03/28	2017/03/21	2017/03/14	
US No 2 HRW Wheat (Gulf)	192.00	191.00	194.00	201.00	VSA No 2 HRW Koring (Golf)
US DNS Wheat 14% PNW	249.00	255.00	257.00	272.00	VSA DNS Koring 14% PNW
Argentine Wheat (Up River)	190.00	190.00	192.00	192.00	Argentynse Koring (Up River)
EC (France) Wheat (grade 1)	180.00	187.00	192.00	190.00	EU (Frankryk) Koring (graad 1)
EC (Germany) B Quality Wheat	186.00	191.00	195.00	193.00	EU (Duitsland) B Kwaliteit Koring
Black Sea Milling Wheat	189.00	190.00	192.00	192.00	Swart See Maalkoring
US No 3Y Maize (Gulf)	158.00	159.00	161.00	160.00	VSA No3Y Mielies (Golf)
Argentine Maize (Up River)	165.00	161.00	162.00	164.00	Argentynse Mielies (Up River)
US Sorghum (Gulf)	172.00	162.00	162.00	162.00	VSA Sorghum (Golf)
Argentine Sorghum (Up River)	158.00	159.00	160.00	161.00	Argentynse Sorghum (Up River)
US Soybeans (Gulf)	357.00	370.00	382.00	376.00	VSA Sojabone (Gulf)
Argentine Soybeans (Up River)	350.00	359.00	369.00	375.00	Argentynse Sojabone (Up River)
Canadian Canola	395.00	404.00	410.00	412.00	Kanadese Canola
Argentine Groundnuts Runners 40/50	1431.00	1431.00	1461.00	1481.00	Argentynse Grondbone 40/50 Runners
US Groundnuts Runners 40/50 shelled	1581.00	1581.00	1581.00	1581.00	VSA Grondbone 40/50 Runners uitgedop
Australian Malting Barley (South. Cross Malt)	181.00	179.00	181.00	178.00	Australiese Moutgars (South. Cross Malt)



Futures prices (US\$/t) / Termynpryse (VSA\$/t) (c)(d) (2017/04/04)							
Commodity	May-17	Jul-17	Sep-17	Dec-17	Mar-18	May-18	Kommoditeit
US No3 Yellow maize	142.91	145.90	158.89	152.59	156.29	158.42	VSA No3 Geelmielies
US No2 HRW wheat	154.91	159.61	165.42	174.16	180.56	183.72	VSA No2 HRW koring
US Soybeans	344.51	348.48	349.07	n/a	352.15	353.69	VSA Sojabone



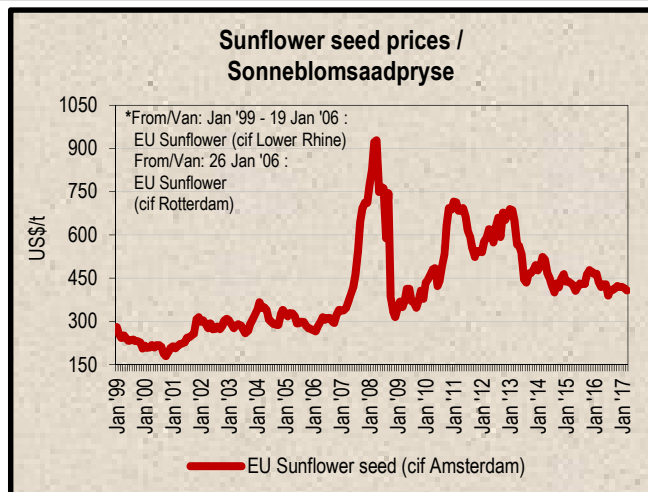
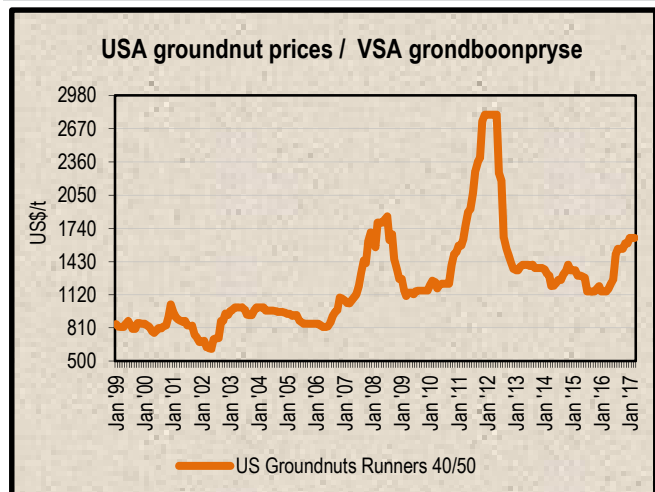
8. LOWEST REPRESENTATIVE ASKING PRICES
(US\$/t)(e)(f)(Prices of previous week)

8. LAAGSTE VERTEENWOORDIGENDE PRYSE GEVRA
(Pryse van vorige week)(VSA\$/t)(e)(f)

US\$/t	2017/03/30	2017/03/23	Change/ Verandering	VSA\$/t
Soybeans, Brazil, c.i.f. Rotterdam	395	407	-2.9%	Sojabone, Brasilië, k.a.v. Rotterdam
Soybeans, USA, c.i.f. Rotterdam	391	402	-2.7%	Sojabone, VSA, k.a.v. Rotterdam
Groundnuts, USA Runners 40/50*	1650	1650	0.0%	Grondbone, VSA Runners 40/50*
Groundnuts, Argentine Runners 40/50*	1500	1500	0.0%	Grondbone, Argentynse Runners 40/50*
Groundnut-oil, c.i.f. Rotterdam	1570	1570	0.0%	Grondboon-olie, k.a.v. Rotterdam
Sunflower seed, EU c.i.f. Amsterdam	400	408	-2.0%	Sonneblomsaad, EU k.a.v. Amsterdam
Sunflower-oil, EU (fob) N.W. Europe	775	790	-1.9%	Sonneblom-olie, EU (vab) N.W. Eur.
Rapeseed, Europe, 00, c.i.f. Hamburg	428	442	-3.2%	Raapsaad, Europa, 00, k.a.v. Hamburg

* Shelled, c.i.f. Rotterdam

* Uitgedop k a v Rotterdam



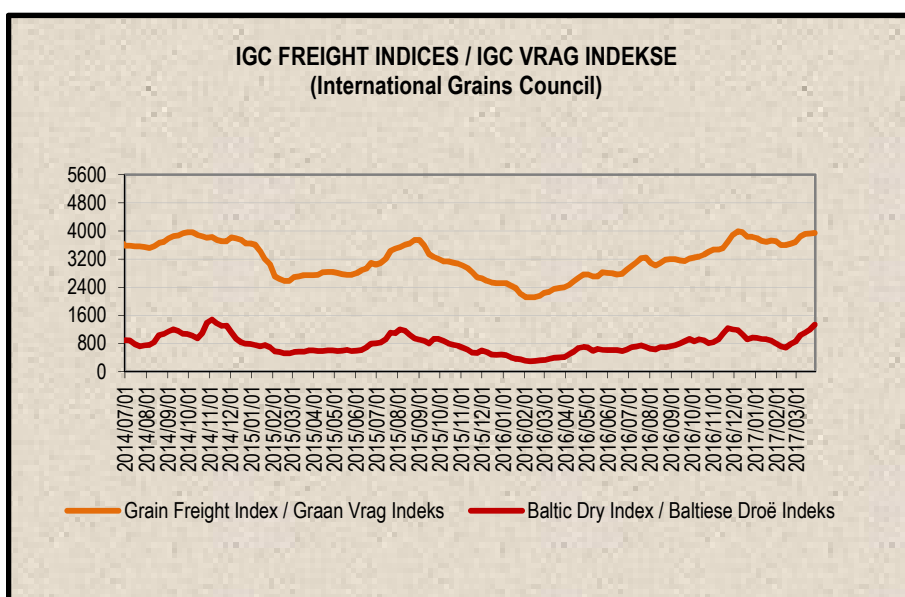
9. IGC FREIGHT INDICES (b)

9. IGC VRAG INDEKSE (b)

IGC FREIGHT INDICES / IGC VRAG INDEKSE							
	2017/02/21	2017/02/28	2017/03/07	2017/03/14	2017/03/21	2017/03/28	
Grain Freight Index*	3638	3686	3842	3911	3920	3940	Graan Vrag Indeks*
Baltic Dry Index	778	859	1033	1112	1200	1333	Baltiese Droë Indeks

* IGC Grain Freight Index represents 15 major grain routes, including five from the United States of America, and two each from other main exporting nations (including Argentina, Black Sea, Europe and Canada); with base an average of the four weeks ending 11 May 2005 = 6000. The updated indices will be available on Thursdays on SAGIS' website.

* IGC Graan Vrag Indeks verteenwoordig 15 hoof graanroetes, insluitende vyf vanaf die Verenigde State van Amerika, en twee elk van ander hoof uitvoermasies (insluitende Argentinië, Swart See, Europa en Kanada); met basis 'n gemiddeld van die vier weke geëindig 11 Mei 2005 = 6000. Die opgedateerde indekse sal Donderdae op SAGIS se webwerf beskikbaar.



10. IMPORT PARITY PRICES – SUMMER GRAINS (b)

10. INVOERPARITEITPRYSE - SOMERGRANE (b)

INVOERPARITEITPRYSE VAN SOMERGRANE (BTW UITGESLT)			2017/04/06			IMPORT PARITY PRICES OF SUMMER GRAINS (VAT EXCL)		
ITEM	Nota/ Note	Mielies/Maize	Mielies/Maize	Sorghum	Sorghum	Sorghum	ITEM	
		VSA/ USA Golf/Gulf (no.3Y) \$/t	Argentynse/ Argentine Up River \$/t	VSA/ USA Golf/Gulf \$/t	Argentynse/ Argentine Up River \$/t	Australiese/ Australian Brisbane \$/t		
Internasionale VAB pryse	a	158.00	165.00	172.00	158.00	224.00	International FOB prices	
Vraggeld	b	28.00	23.00	28.00	23.00	13.00	Freight Rates	
Assuransie (0.3% van VAB)		0.47	0.50	0.52	0.47	0.67	Insurance (0.3% of FOB)	
1 KOSTE, ASSURANSIE EN VRAG (KAV) \$/T		186.47	188.50	200.52	181.47	237.67	1 COST, INSURANCE AND FREIGHT (CIF) \$/T	
R/\$ Wisselkoers op: 2017/04/04		13.8158	13.8158	13.8158	13.8158	13.8158	Converted to R/t	
2 KOSTE, ASSURANSIE EN VRAG (KAV) R/t		2576.23	2604.28	2770.34	2507.15	3283.60	2 COST, INSURANCE AND FREIGHT (CIF) R/t	
Finansieringskoste	c	22.23	22.48	23.91	21.64	28.34	Financing cost	
3 KOSTE, ASSURANSIE, VRAG EN FINANSIERING R/t		2598.46	2626.76	2794.25	2528.79	3311.94	3 COST, INSURANCE, FREIGHT AND FINANCING R/t	
Afblaikoste:	d, e	122.93	122.93	n/a	n/a	n/a	Discharging cost:	
- Kaapstad		122.93	122.93	n/a	n/a	n/a	- Cape Town	
- Durban		163.11	163.11	170.37	170.37	170.37	- Durban	
Invoertarif	f	0.00	0.00	71.29	65.49	92.84	Import Tariff	
4 VRY OP SPOOR (VOS) R/t		2721.39	2749.69	n/a	n/a	n/a	4 FREE ON RAIL (FOR) R/t	
- Kaapstad		2761.57	2789.87	3012.08	2740.82	3551.32	- Cape Town	
- Durban							- Durban	
Spoorvragkoste	g	246.10	246.10	246.10	246.10	246.10	Railage cost	
- Durban na Randfontein							- Durban to Randfontein	
5 GELEWER:							5 DELIVERED:	
- Durban na Randfontein R/ton		3007.67	3035.97	3258.18	2986.92	3797.42	- Durban to Randfontein R/ton	

Notas/Notes:

a Bron van pryse en vraggeld : IGC GMI
Source of prices and freight rates: IGC GMI

2017/04/04

Termyn / Term	US\$/ton (VAB/FOB)	Vraggeld/Freight Rate:	US\$/ton
Apr 2017	158.00	US Golf / Gulf	28.00
Apr 2017	165.00	Argentinië / Argentina	23.00
Apr 2017	172.00	Australië/Australia	13.00
Mei/May 2017	158.00		
Apr 2017	224.00		

b Vraggeld: bereken vir vragte van +/- 20 000 - 30 000t. / Freight rates: calculated for freights of +/- 20 000 - 30 000t

c Finansieringskoste: 30 000t @ KAV @ primakoers vir 30 dae. Bron/Source: SARB 10.50% 2016/03/18
Financing cost: 30 000t @ CIF @ prime rate for 30 days.

d Afblaikoste / Discharging costs (R/ton):

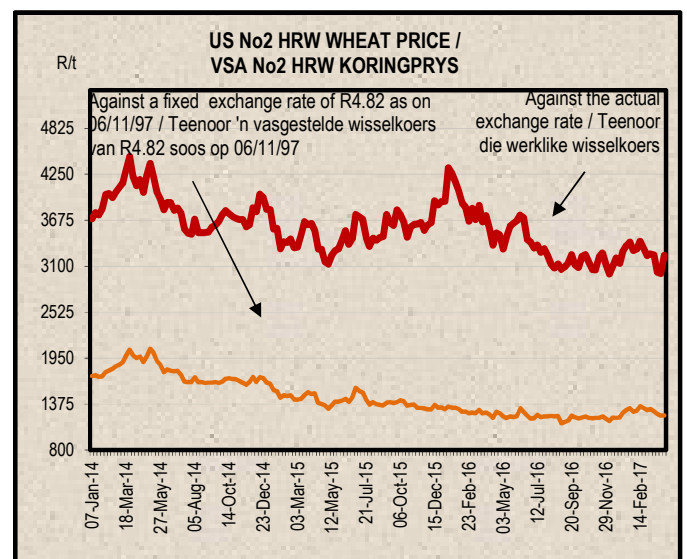
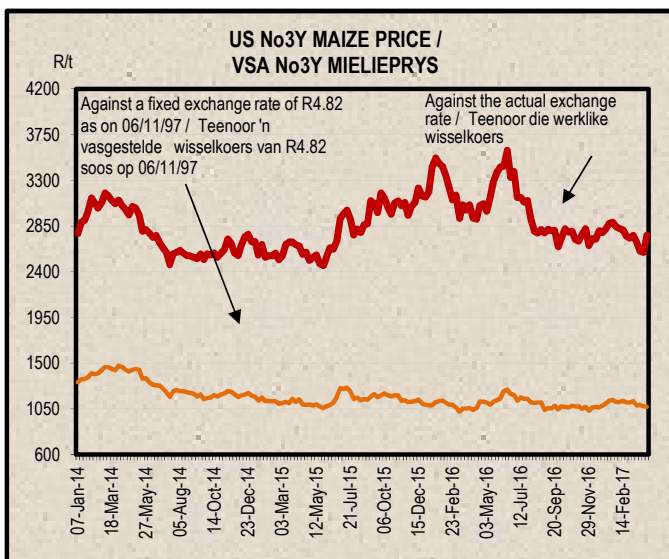
	Mielies/Maize:	Sorghum
Kaapstad / Cape Town:	122.93	n/a
Durban:	163.11	170.37

Bron / Source: Hull Blyth

e Ingesluit: Kaaigelde, hantering, kaaibesig, agente/dokumentasie, logistiek & opname (inspeksie van skeepsvrag) / Included: Wharfage, handling, wharf supervision, agent documentation, logistic & survey (inspection of shipload).
Uitgesluit: Gesondheidsinspeksie-, skeepagentskapfoel, strookbetsingsfoel vir GMO, opbergingskoste asook BTW en invoerbelasting / Excluded: Health inspection fee, Ship agency fee, strip testing fees for GMO, storage costs as well as VAT and import duty.
N.B: Slegs 'n aanduiding, aangesien koste van opname beding kan word / N.B: Indication only, as cost of survey can be negotiated.

f Invoertarif / Import Tariff
Mielies/Maize = Vry / Free
Sorghum = 3% op VAB / on FOB

g Neem asb. kennis dat 'n verandering in Spoorwet se spoorvrag op 1 April 2016 plaasgevind het na R246.10.
Please take note that there was a change in Spoorwet railage cost on 1 April 2016 to R246.10.



11. IMPORT PARITY PRICES – WINTER CEREALS (b)

11. INVOERPARITEITPARYSE - WINTERGRANE (b)

INVOERPARITEITPARYSE VAN WINTERGRANE (BTW UITGESLT)			2017/04/06				IMPORT PARITY PRICES OF WINTER CEREALS (VAT EXCL)																																									
ITEM	Nota/ Note	Koring/Wheat	Koring/Wheat	Koring/Wheat	Koring/Wheat	Gars/Barley	Gars/Barley	ITEM																																								
		VSA/ USA Golf/Gulf HRW	VSA/ USA PNW DNS	Argentynse/ Argentine Up River Trigo Pan	EU Duitsland/ Germany B kwaliteit/ quality	Australiese/ Australian Fremantle Mout/Malting	Frans/ French Rouen Mout/Malting																																									
Internasionale VAB pryse	a	192.00	249.00	190.00	186.00	181.00	220.00 *	International FOB prices																																								
Vraggeld	b	28.00	28.00	23.00	21.00	14.00	22.00	Freight Rates																																								
Assuransie (0.3% van VAB)		0.58	0.75	0.57	0.56	0.54	0.66	Insurance (0.3% of FOB)																																								
1 KOSTE, ASSURANSIE EN VRAG (KAV) \$/T		220.58	277.75	213.57	207.56	195.54	242.66	1 COST, INSURANCE AND FREIGHT (CIF) \$/T																																								
<i>Omskakel na R/t</i>								<i>Converted to R/t</i>																																								
R/\$ Wisselkoers op: 2017/04/04		13.8158	13.8158	13.8158	13.8158	13.8158	13.8158	R/\$ Exchange rate on: 2017/04/04																																								
2 KOSTE, ASSURANSIE EN VRAG (KAV) R/t		3047.49	3837.34	2950.64	2867.61	2701.54	3352.54	2 COST, INSURANCE AND FREIGHT (CIF) R/t																																								
Finansieringskoste	c	26.30	33.12	25.46	24.75	23.31	28.93	Financing cost																																								
3 KOSTE, ASSURANSIE, VRAG EN FINANSIERING R/t		3073.79	3870.46	2976.10	2892.36	2724.85	3381.47	3 COST, INSURANCE, FREIGHT AND FINANCING R/t																																								
Aflaai-koste	d, e							Discharging cost																																								
3.1 Kaapstad (Hoofsaaklik kaaihykraan metode)		124.02	124.02	124.02	124.02	157.11	157.11	3.1 Cape Town (Mainly shore cranes method)																																								
3.2 Durban (Hoofsaaklik suig-in-silo metode)		163.11	163.11	163.11	163.11	170.37	170.37	3.2 Durban (Mainly suction into silo method)																																								
Invoertarif op koring	f	1591.40	1591.40	1591.40	1591.40	0.00	0.00	Import Tariff on wheat																																								
4 VRY OP SPOOR (VOS) R/t								4 FREE ON RAIL (FOR) R/t																																								
4.1 Kaapstadhawe		4789.21	5585.88	4691.52	4607.78	2881.96	3538.58	4.1 Cape Town Harbour																																								
4.2 Durbanhawe		4828.30	5624.97	4730.61	4646.87	2895.22	3551.84	4.2 Durban Harbour																																								
Spoorvragkoste	g							Railage cost																																								
- Kaapstad na Paarl		85.60	85.60	85.60	85.60	n/a	n/a	- Cape Town to Paarl																																								
- Durban na Randfontein		246.10	246.10	246.10	246.10	246.10	246.10	- Durban to Randfontein																																								
5 GELEWER:								5 DELIVERED:																																								
- Kaapstad na Paarl R/ton		4874.81	5671.48	4777.12	4693.38	n/a	n/a	- Cape Town to Paarl R/ton																																								
- Durban na Randfontein R/ton		5074.40	5871.07	4976.71	4892.97	3141.32	3797.94	- Durban to Randfontein R/ton																																								
<p>Notas/Notes: 2017/04/04</p> <p>a Bron van pryse en vraggeld : IGC GMI / Source of prices and freight rates: IGC GMI</p> <table border="1"> <thead> <tr> <th>Termyn / Term</th> <th>VAB/FOB US\$/ton</th> <th>Vraggeld / Freight Rate: US\$/ton</th> <th>Gars/Barley = US\$ + 1</th> </tr> </thead> <tbody> <tr> <td>Apr 2017</td> <td>192.00</td> <td>US (Golf / Gulf)</td> <td>28.00</td> </tr> <tr> <td>Apr 2017</td> <td>249.00</td> <td>Argentinië / Argentine (Upriver)</td> <td>23.00</td> </tr> <tr> <td>Apr 2017</td> <td>190.00</td> <td>EEC (Bordeaux Hamburg)</td> <td>21.00</td> </tr> <tr> <td>Apr 2017</td> <td>186.00</td> <td>Australië / Australia (Eastern)</td> <td>13.00</td> </tr> <tr> <td>Apr 2017</td> <td>181.00</td> <td></td> <td>14.00</td> </tr> <tr> <td>Apr 2017</td> <td>220.00</td> <td></td> <td></td> </tr> </tbody> </table> <p>b Vraggeld: bereken vir vragte van +/- 20 000 - 30 000t / Freight rates: calculated for freights of +/- 20 000 - 30 000t.</p> <p>c Finansieringskoste: 30 000t @ KAV @ primakoers vir 30 dae. Bron/Source: SARB 10.50% 2016/03/18 Financing cost: 30 000t @ CIF @ prime rate for 30 days.</p> <p>d Aflaai-koste / Discharging cost (R/ton):</p> <table border="1"> <thead> <tr> <th></th> <th>Koring/Wheat</th> <th>Gars/Barley:</th> </tr> </thead> <tbody> <tr> <td>Kaapstad /</td> <td></td> <td></td> </tr> <tr> <td>Cape Town:</td> <td>124.02</td> <td>157.11</td> </tr> <tr> <td>Durban:</td> <td>163.11</td> <td>170.37</td> </tr> </tbody> </table> <p>Bron / Source: Hull Blyth</p> <p>e Ingesluit: Kaaijeld, hantering, kaai-besig, agente/dokumentasie, logistiek & opnames (inspeksie van skeepsvrag). Included: Wharfage, handling, wharf supervision, agent/documentation, logistic & survey (inspection of shipload). Uitgesluit: Gesondheidsinspeksie-, skeepagentskapfooi, strookbetsingsfooi vir GMO, obergingskoste asook BTW en invoerbelasting. Excluded: Health inspection fee, Ship agency fee, strip testing fees for GMO, storage costs as well as VAT and import duty. N.B: Slegs 'n aanduiding, aangesien koste van opname beding kan word / N.B: Indication only, as cost of survey can be negotiated.</p> <p>f Invoertarif / Import Tariff: Koring/Wheat = R1591.40 p/ton Gars/Barley = Vry/Free</p> <p>g Neem asb. Kennis dat Spoorwet se spoorvrag op 1 April 2016 verander het soos volg: Kaapstad na Paarl R85.60 en Durban na Randfontein R246.10. Please take note that on 1 April 2016 Spoorwet railage cost changed as follows: Cape Town to Paarl R85.60 and Durban to Randfontein R246.10. * Prys laaste ontvang: 2016/09/27 / Price last received: 2016/09/27.</p>									Termyn / Term	VAB/FOB US\$/ton	Vraggeld / Freight Rate: US\$/ton	Gars/Barley = US\$ + 1	Apr 2017	192.00	US (Golf / Gulf)	28.00	Apr 2017	249.00	Argentinië / Argentine (Upriver)	23.00	Apr 2017	190.00	EEC (Bordeaux Hamburg)	21.00	Apr 2017	186.00	Australië / Australia (Eastern)	13.00	Apr 2017	181.00		14.00	Apr 2017	220.00				Koring/Wheat	Gars/Barley:	Kaapstad /			Cape Town:	124.02	157.11	Durban:	163.11	170.37
Termyn / Term	VAB/FOB US\$/ton	Vraggeld / Freight Rate: US\$/ton	Gars/Barley = US\$ + 1																																													
Apr 2017	192.00	US (Golf / Gulf)	28.00																																													
Apr 2017	249.00	Argentinië / Argentine (Upriver)	23.00																																													
Apr 2017	190.00	EEC (Bordeaux Hamburg)	21.00																																													
Apr 2017	186.00	Australië / Australia (Eastern)	13.00																																													
Apr 2017	181.00		14.00																																													
Apr 2017	220.00																																															
	Koring/Wheat	Gars/Barley:																																														
Kaapstad /																																																
Cape Town:	124.02	157.11																																														
Durban:	163.11	170.37																																														

12. IMPORT PARITY PRICES – OIL SEEDS (b)(e)(f)

12. INVOERPARITEITPRYSE - OLIESADE (b)(e)(f)

INVOERPARITEITPRYSE VAN OLIESADE (BTW UITGESLT)		2017-04-06							IMPORT PARITY PRICES OF OIL SEEDS (VAT EXCL)	
ITEM	Nota/ Note	Sojabone/ Soybeans	Sojabone/ Soybeans	Sojabone/ Soybeans	Sonneblom/ Sunflower	Canola	Grondbone/ Groundnuts	Grondbone/ Groundnuts	ITEM	
		VSA/ USA Golf/Gulf	Argentynse/ Argentine Up River	Brazilië/ Brazil Paranagua	EU Franse/ French Bordeaux	Kanadese/ Canadian Vancouver	Argentynse/ Argentine Raw Runners 40/50	VSA/ USA Raw Runners 40/50		
		\$/t	\$/t	\$/t	\$/t	\$/t	\$/t	\$/t		
Internasionale VAB pryse	a	357.00	350.00	354.00	394.00	395.00	1431.00 *	1581.00 *	International FOB prices	
Vraggeld	b	28.00	23.00	23.00	21.00	32.00	69.00	28.00	Freight Rates	
Assuransie (0.3% van VAB)		1.07	1.05	1.06	1.18	1.19	4.29	4.74	Insurance (0.3% of FOB)	
1 KOSTE, ASSURANSIE EN VRAG (KAV) \$/T Omskakel na R/t R/\$ Wisselkoers op: 2017/04/04		386.07	374.05	378.06	416.18	428.19	1504.29	1613.74	1 COST, INSURANCE AND FREIGHT (CIF) \$/T Converted to R/t R/\$ Exchange rate on: 2017/04/04	
2 KOSTE, ASSURANSIE EN VRAG (KAV) R/t		13.8158	13.8158	13.8158	13.8158	13.8158	13.8158	13.8158	2 COST, INSURANCE AND FREIGHT (CIF) R/t	
3 KOSTE, ASSURANSIE, VRAG EN FINANSIERING R/t	c	5333.87	5167.80	5223.20	5749.86	5915.79	20782.97	22295.11	3 COST, INSURANCE, FREIGHT AND FINANCING R/t	
Finansieringskoste		46.03	44.60	45.08	49.62	51.05	179.36	192.41	Financing cost	
4 VRY OP SPOOR (VOS) R/t Durban	d, e	5379.90	5212.40	5268.28	5799.48	5966.84	20962.33	22487.52	4 FREE ON RAIL (FOR) R/t Durban	
Aflaakoste: Durban	f	170.37	170.37	170.37	268.74	170.37	579.41	579.41	Discharging cost: Durban	
Invoertarif:		394.58	386.84	391.26	0.00	545.72	1977.04	2184.28	Import Tariff:	
5 GELEWER: - Durban na Randfontein R/ton	g	5944.85	5769.61	5829.91	6068.22	6682.93	23518.78	25251.21	5 DELIVERED: - Durban to Randfontein R/ton	
Spoorvragekoste - Durban na Randfontein		246.10	246.10	246.10	246.10	246.10	-	-	Railage cost - Durban to Randfontein	
5 GELEWER: - Durban na Randfontein R/ton		6190.95	6015.71	6076.01	6314.32	6929.03	-	-		

Notas/Notes:

a Bron van pryse en vraggeld / Source of prices and freight rates : IGC (GMI), Geogalos Peanut World & Oilworld
2017/04/04

Termyn / Term	US\$/ton (VAB/FOB)	Vraggeld/Freight Rate:	US\$/ton
Sojabone/Soybeans: VSA/USA (Golf/Gulf)	357.00	US Golf / Gulf	28.00
Sojabone/Soybeans: Argentinië/Argentina (Up River)	350.00	Argentinië / Argentina	23.00
Sojabone/Soybeans: Brazilië/Brazil (Paranagua)	354.00	EEC (Bordeaux/Hamburg)	21.00
Sonneblom/Sunflower: EU Frankryk/France (Bordeaux)	394.00	Kanada/Canada (North Pacific)	32.00
Canola: Kanada/Canada (Vancouver)	395.00	Grondbone/Groundnuts (ARG)	69.00
Grondbone/Groundnuts: Argentinië/Argentina (Raw Runner 40/50)	1431.00		
Grondbone/Groundnuts: VSA/USA (Runners 40/50)	1581.00		

b Vraggeld: bereken vir vragte van +/- 20 000 - 30 000t / Freight rates: calculated for freights of +/- 20 000 - 30 000t

c Finansieringskoste: 30 000t @ KAV @ primakoers vir 30 dae. Bron/Source: SARB 10.50% 2016/03/18
Financing cost: 30 000t @ CIF @ prime rate for 30 days.

d Aflaakoste / Discharging costs (R/ton):

	Sojabone/ Soybeans	Sonneblom/ Sunflower	Canola	Grondbone/ Groundnuts
Durban:	170.37	268.74	170.37	579.41

e Aflaakoste / Discharging fees:

Ingesluit: Kaaigelde, hantering, kaaioesig, agente/dokumentasie, logistiek & opnames (inspeksie van skeepsvrag) /
Included: Wharfage, handling, wharf supervision, agent/documentation, logistic & survey (inspection of shipload).
Uitgesluit: Gesondheidsinspeksie-, skeepagentskapfooi, strooktoetsingsfooi vir GMO, opbergingskoste asook BTW en invoerbelasting /
Excluded: Health inspection fee, Ship agency fee, strip testing fees for GMO, storage costs as well as VAT and import duty.

N.B: Slegs 'n aanduiding, aangesien koste van opname beding kan word / N.B: Indication only, as cost of survey can be negotiated.

f Invoertarif / Import Tariff:

Sojabone/Soybeans = 8% op VAB / on FOB
Sonneblom/Sunflower = Vry / Free
Canola = 10% op VAB / on FOB
Grondbone/Groundnuts = 10% op VAB / on FOB

g Neem asb. Kennis dat Spoorwet se spoorvrag op 1 April 2016 verander het na R246.10.

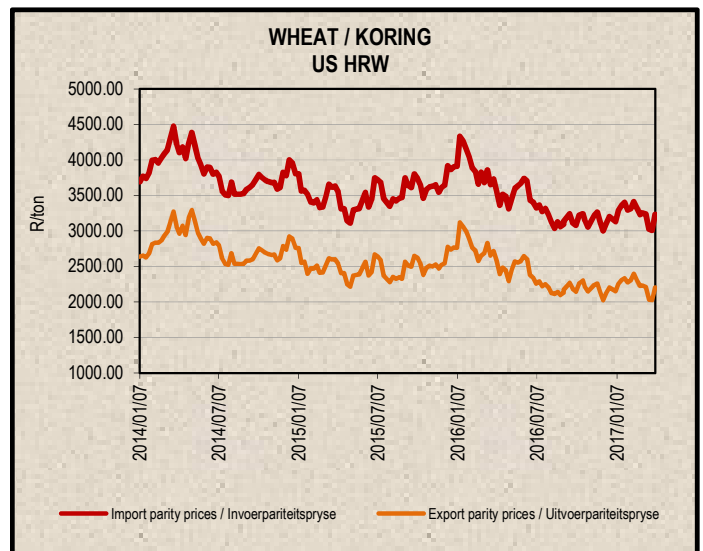
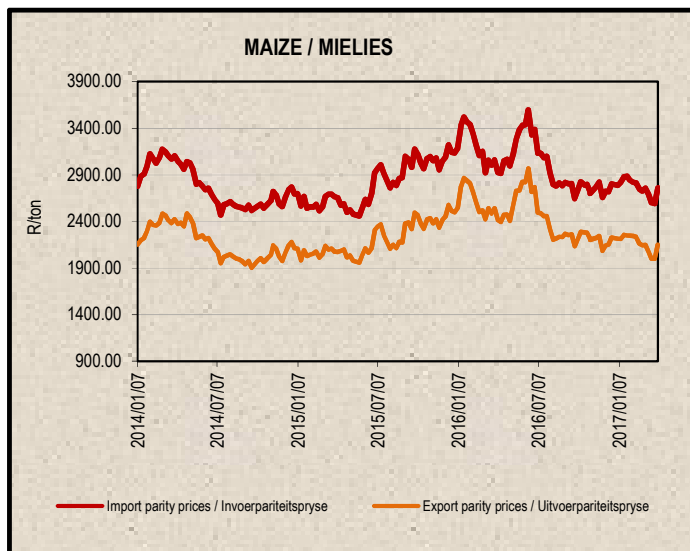
Please take note that on 1 April 2016 Spoorwet railage cost changed to R246.10.

* Kwotasies is k.a.v. pryse. VAB pryse dus berekende pryse (kav minus vraggeld) / Quotes are c.i.f. prices. FOB prices are therefore calculated prices (cif minus freight rates).

13. EXPORT PARITY PRICES (b)

13. UITVOERPARITEITPRYSE (b)

INDICATIVE EXPORT PARITY PRICES					2017/04/06	AANDUIDENDE UITVOERPARITEITSPRYSE
	US No3Y Maize/ Mielies Gulf/Golf (b)	US HRW Wheat/Koring Gulf/Golf (b)	US DNS 14% Wheat/Koring PNW (b)	Argentine Raw Runner 40/50 Groundnuts/ Grondbone (f)		Hierdie is slegs 'n voorbeeld van hoe 'n uitvoerpariteitsprys bereken kan word - dit kan varieer volgens behoefte
	Apr 2017	Apr 2017	Apr 2017	Jul 17		
This is only an example of how an export parity price can be calculated - it can vary according to need						
FOB Gulf value (\$/t)	158.00	192.00	249.00	1431.00		VAB Golfwaarde (\$/t)
Difference in quality and locality of SA ¹ Maize: Plus US\$10 (\$/t)	\$10.00					Kwaliteits- en liggingsverskil van SA ¹ Mielies: Plus VS\$10 (\$/t)
Groundnuts: Less 3,5% of fob value				96,5%		Grondbone: Min 3,5% van vab waarde
SA fob price (\$/t)	168.00	192.00	249.00	1380.92		SA vab prys (\$/t)
Exchange rate (1\$=): (2017/04/04)	13.8158	13.8158	13.8158	13.8158		Wisselkoers (1\$=): (2017/04/04)
FOB Gulf value (R/t)	2321.05	2652.63	3440.13	19078.51		VAB Golfwaarde (R/t)
Marketing costs:						Bemerkings koste:
Financing (Prime rate 10.50% - 30 days) (R/t)	20.03	22.89	29.69	164.65		Finansieringskoste (Primakoers 10.50% - 30 dae) (R/t)
Railage: ²						Spoorvrag: ²
Randfontein – Durban harbour	246.10	246.10	246.10	-		Randfontein – Durbanhawe
Loading costs: (R/t) ³						Oplaaikoste: (R/t) ³
Durban Harbour (Mainly spout method)	151.88	163.20	163.20	467.13		Durbanhawe (Hoofsaaklik tregter metode)
EXPORT REALISATION (R/t):						UITVOER REALISASIE (R/t):
Randfontein	1903.04	2220.44	3001.14	18446.73		Randfontein
<i>Difference in quality and locality of SA (As requested by the industry)</i>			1			<i>Kwaliteits- en liggingsverskil van SA (Soos deur die bedryf versoek)</i>
<i>As from 14 June 2012, the discount/rebate will no longer be used to calculate the export parity price on US HRW and a new calculation will be added for US DNS, also without the discount/rebate.</i>						<i>Vanaf 14 Junie 2012 sal die diskonto/premie nie meer gebruik word by die berekening van die uitvoerpariteitprys van US HRW nie en 'n nuwe berekening word nou vir US DNS gedoen, ook sonder diskonto/premie.</i>
<i>Railage costs: Please take note that on 1 April 2016 Spoornet railage cost changed to R246.10.</i>			2			<i>Spoorvrag koste: Neem asb. Kennis dat Spoornet se spoorvrag op 1 April 2016 verander het na R246.10.</i>
<i>Loading costs, received from Hull Blyth: Included: Cargo dues, handling, wharf supervision, agency/documentation, logistics & surveys (inspection of cargo).</i>						<i>Oplaaikoste, ontvang van Hull Blyth: Ingesluit: Kaaigelde, hantering, kaaitoesig, agente/dokumentasie, logistiek & opnames (inspeksie van skeepsvrag)</i>
<i>Excluded: Ship agent fees, health & PPECB inspections, storage facility & transport costs to storage facility, VAT & duties.</i>			3			<i>Uitgesluit: Skeepsvragkoste, inspeksie-, opbergings- en vervoerkoste na opbergingsfasiliteit, BTW & invoerbelasting.</i>



14. WEATHER

For local weather, please follow the link below:

www.weathersa.co.za

14. WEER

Vir plaaslike weer, volg asseblief die onderstaande skakel:

www.weathersa.co.za

Sources /Bronne:

(a) = Safex; (b) = International Grains Council; (c) = CBOT; (d) = KCBT;

(e) = Oil World; (f) = Geogalos Peanut World.

* Formula according to ITAC (International Trade Administration Commission of South Africa)/

Formule volgens ITAC (International Trade Administration Commission of South Africa)

SAGIS

Nico Hawkins

General Manager / Hoofbestuurder

Indemnity/Vrywaring: Although everything has been done to ensure the accuracy of the information, neither SAGIS nor any of its directors or employees takes any responsibility for actions or losses that might occur as a result of the usage of this information. / Alhoewel alles gedoen is om te verseker dat die inligting korrek is, aanvaar nie SAGIS of enige van sy direkteure of werknemers verantwoordelikheid vir enige aksies of verliese as gevolg van die inligting wat gebruik is nie.