

SAGIS WEEKLY BULLETIN / SAGIS WEEKLIKSE BULLETIN

1. Producer Deliveries (ton):			1. Produsentelewerings (ton):	
Commodity	Latest week/ Jongste week: 29 Apr - 5 May/Mei 2017	Total: current marketing year/ Totaal: huidige bemarkingsjaar	Total: same period previous marketing year/ Totaal: selfde periode vorige bemarkingsjaar	Kommoditeit
White maize	90 490	90 490	53 109	Witmielies
Yellow maize	82 418	82 418	103 657	Geelmielies
Total: maize	172 908	172 908	156 766	Totaal: mielies
Wheat	1 588	1 848 483	1 382 442	Koring

2. Imports (ton):			2. Invoere (ton):	
2.1 Imports for RSA			2.1 Invoere vir RSA	
Commodity	Latest week/ Jongste week: 29 Apr - 5 May/Mei 2017	Total: current marketing year/ Totaal: huidige bemarkingsjaar	Total: same period previous marketing year/ Totaal: selfde periode vorige bemarkingsjaar	Kommoditeit
White maize	0	0	0	Witmielies
Yellow maize	0	0	26 310	Geelmielies
Maize Total	0	0	26 310	Mielies Totaal
Wheat	7 888	469 389	1 168 129	Koring

Origin of imports / Oorsprong van invoere

White maize/Witmielies	Yellow maize/Geelmielies	Wheat/Koring
		Argentina
		Canada
		Czech Republic
		Germany
		Poland
		Romania
		Russia
		USA

2.2 Imports for other countries			2.2 Invoere vir ander lande	
Commodity	Latest week/ Jongste week: 29 Apr - 5 May/Mei 2017	Total: current marketing year/ Totaal: huidige bemarkingsjaar	Total: same period previous marketing year/ Totaal: selfde periode vorige bemarkingsjaar	Kommoditeit
White maize	0	0	0	Witmielies
Yellow maize	0	0	0	Geelmielies
Maize Total	0	0	0	Mielies Totaal
Wheat	0	135 977	151 936	Koring

Origin of imports / Oorsprong van invoere

White maize/Witmielies	Yellow maize/Geelmielies	Wheat/Koring
		Argentina
		Canada
		Germany
		Poland
		Romania
		Russia
		USA

3. Exports (ton):
3.1 RSA Exports

Commodity	Latest week/ Jongste week: 29 Apr - 5 May/Mei 2017	Total: current marketing year/ Totaal: huidige bemarkingsjaar	Total: same period previous marketing year/ Totaal: selfde periode vorige bemarkingsjaar	Kommoditeit
White maize	14 756	14 756	7 184	Witmielies
Yellow maize	2 030	2 030	3 268	Geelmielies
Maize Total	16 786	16 786	10 452	Mielies Totaal
Wheat	1 113	61 911	35 643	Koring

Destination of exports / Bestemming van uitvoere

White maize/Witmielies	Yellow maize/Geelmielies	Wheat/Koring
Botswana	Botswana	Botswana
Kenya	Lesotho	Lesotho
Lesotho	Mozambique	Mozambique
Mozambique	Namibia	Namibia
Namibia	Swaziland	Swaziland
Swaziland		Zambia
Zimbabwe		Zimbabwe

3.2 Imports for Exports

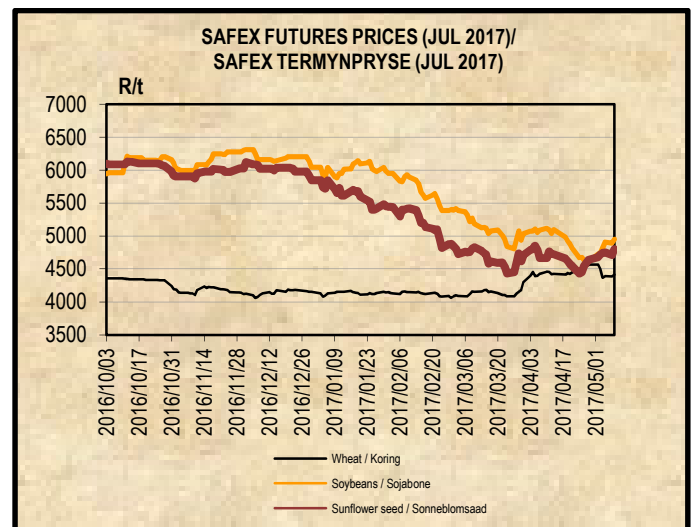
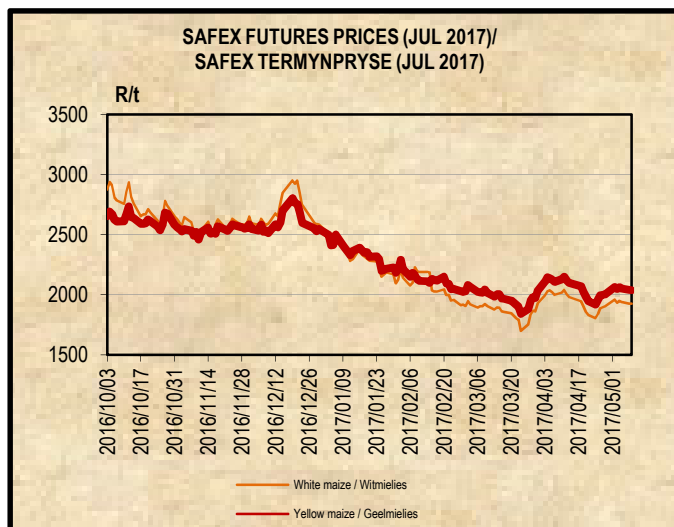
Commodity	29 770	29 770	0	Witmielies
White maize	29 770	29 770	0	Witmielies
Yellow maize	0	0	0	Geelmielies
Maize Total	29 770	29 770	0	Mielies Totaal
Wheat	278	141 647	148 173	Koring

3.2 Invoere vir Uitvoere
Destination of exports / Bestemming van uitvoere

White maize/Witmielies	Yellow maize/Geelmielies	Wheat/Koring
Botswana		Botswana
Kenya		Lesotho
Lesotho		Swaziland
Zimbabwe		Zambia
		Zimbabwe

4. DOMESTIC PRICES PER SAFEX (R/t)(a)
4. PLAASLIKE PRYSE VOLGENS SAFEX (R/t)(a)

Commodity	Future Prices / Termynpryse (2017/05/09) R/ton					Kommoditeit
	May-17	Jul-17	Sep-17	Dec-17	Mar-18	
White maize	1940.00	1924.00	1979.00	2048.00	2090.00	Witmielies
Yellow maize	2018.00	2039.00	2091.00	2159.00	2191.00	Geelmielies
Wheat	4420.00	4415.00	4338.00	4220.00	4280.00	Koring
Sunflower	4665.00	4799.00	4917.00	5036.00	5125.00	Sonneblom
Soybeans	4853.00	4950.00	5060.00	5150.00	5128.00	Sojabone
Sorghum	2850.00	2965.00	3050.00	3185.00	3335.00	Sorghum



5. IMPORT TARIFF ON MAIZE (b)*
5. INVOERTARIEF OP MIELIES (b)*

Derived US No2Y Yellow Maize fob (Gulf) (b)	2017-05-03	2017-05-04	2017-05-05	2017-05-08	2017-05-09	Afgeleide VSA No2Y Geelmielies vab (Golf) (b)
RSA Initial Reference Price	\$110.00					RSA Oorspronklike Verwysingsprys
Base price (\$/t)	117.65	117.65	117.65	117.65	117.65	Basisprys (\$/t)
Daily price (\$/t) (IGC)	161.60	158.60	160.60	158.60	159.60	Daaglikse prys (\$/t) (IGC)
Average of 21 days (\$/t)	160.60	160.36	160.36	160.36	160.41	Gemiddeld van 21 dae (\$/t)
Deviation from base price (\$/t)	-42.95	-42.71	-42.71	-42.71	-42.76	Afwyking van basisprys (\$/t)
Duty on maize (\$/t)	-50.60	-50.36	-50.36	-50.36	-50.41	Reg op mielies (\$/t)
Duty on maize (R/t)	-679.91	-675.96	-676.04	-675.46	-675.95	Reg op mielies (R/t)
R/\$ Exchange rate (average of 21 days)	13.4369	13.4226	13.4242	13.4126	13.4090	R/\$ Wisselkoers (gemiddeld van 21 dae)
Tariff Gazetted 2006/12/08	R0.00/t					Tarief gepubliseer 2006/12/08

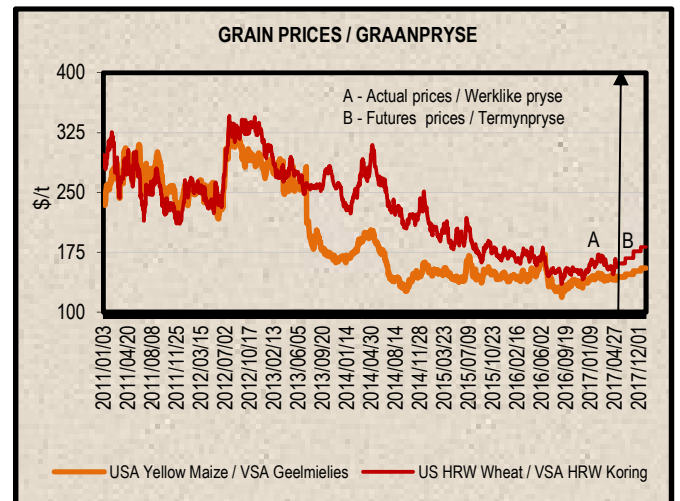
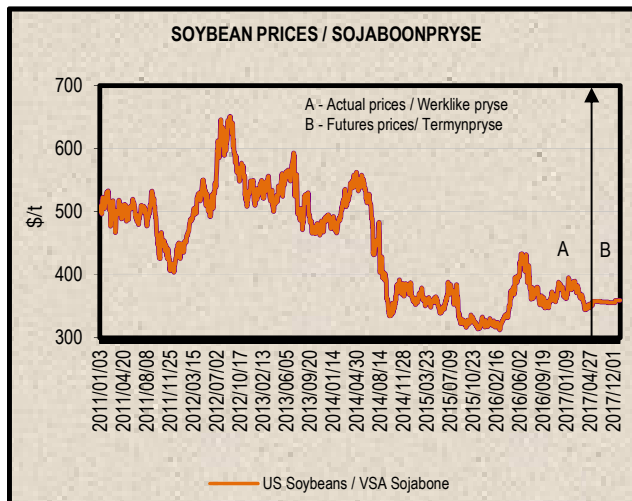
6. IMPORT TARIFF ON WHEAT (b)*
6. INVOERTARIEF OP KORING (b)*

US No2 HRW fob (Gulf)	2017/04/11	2017/04/18	2017/04/25	2017/05/02	2017/05/09	VSA No2 HRW vab (Golf)
RSA Initial Reference Price						RSA Oorspronklike Verwysingsprys
Base price (\$/t)	205.33	205.33	191.33	191.33	191.33	Basis prys (\$/t)
Weekly price (\$/t) (IGC)	193.00	189.00	189.00	206.00	198.00	Weeklikse prys (\$/t) (IGC)
3 Weeks moving average (\$/t)	192.00	191.33	190.33	194.67	197.67	3 Weke skuiwende gemiddeld (\$/t)
Number of weeks that the deviation is more than \$10	2	3				Aantal weke wat die afwyking meer as \$10 is
Deviation from base price (\$/t)	13.33	14.00	1.00	-3.34	-6.34	Afwyking van basisprys (\$/t)
Calculated Duty on wheat (\$/t)	102.00	102.67	103.67	99.33	96.33	Berekende Reg op koring (\$/t)
Calculated Duty on wheat (R/t)	1415.72	1371.75	1353.89	1319.37	1316.38	Berekende Reg op koring (R/t)
R/\$ Exchange rate	13.8796	13.3608	13.0596	13.2827	13.6653	R/\$ Wisselkoers
Tariff Gazetted 2017/03/31 (R/t)	R 1 190.20					Tarief gepubliseer 2017/03/31 (R/t)

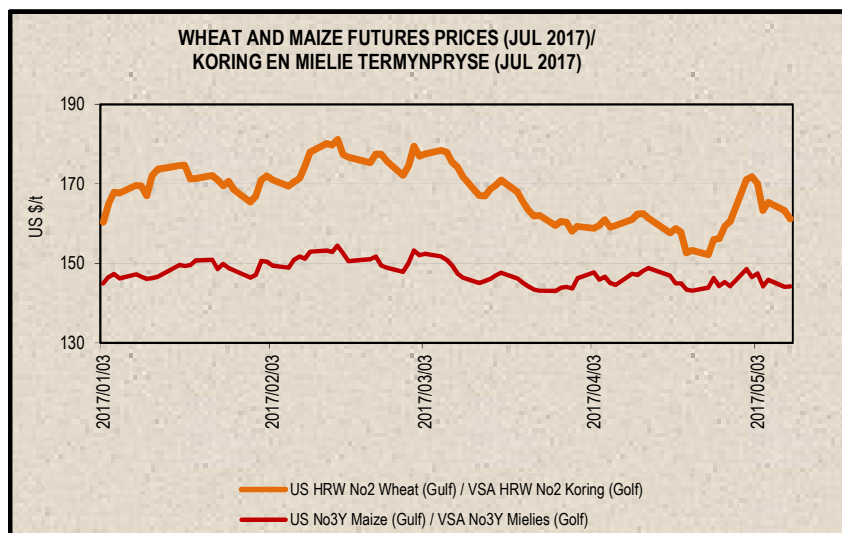
7. PRICES – INTERNATIONAL (US\$/t)

7. PRYSE - INTERNASIONAAL (VSA\$/t)

FOB (US\$/t)	Export Quotations/ Uitvoerkwotasie (b)(e)(f)				VAB (VSA\$/t)
	2017/05/09	2017/05/02	2017/04/25	2017/04/18	
US No 2 HRW Wheat (Gulf)	198.00	206.00	189.00	189.00	VSA No 2 HRW Koring (Golf)
US DNS Wheat 14% PNW	247.00	253.00	249.00	251.00	VSA DNS Koring 14% PNW
Argentine Wheat (Up River)	188.00	189.00	189.00	189.00	Argentynse Koring (Up River)
EC (France) Wheat (grade 1)	185.00	192.00	186.00	183.00	EU (Frankryk) Koring (graad 1)
EC (Germany) B Quality Wheat	193.00	196.00	191.00	187.00	EU (Duitsland) B Kwaliteit Koring
Black Sea Milling Wheat	186.00	187.00	187.00	188.00	Swart See Maalkoring
US No 3Y Maize (Gulf)	158.00	159.00	160.00	159.00	VSA No3Y Mielies (Golf)
Argentine Maize (Up River)	162.00	163.00	165.00	163.00	Argentynse Mielies (Up River)
US Sorghum (Gulf)	173.00	175.00	175.00	172.00	VSA Sorghum (Golf)
Argentine Sorghum (Up River)	154.00	159.00	160.00	158.00	Argentynse Sorghum (Up River)
US Soybeans (Gulf)	371.00	366.00	364.00	360.00	VSA Sojabone (Gulf)
Argentine Soybeans (Up River)	362.00	358.00	354.00	350.00	Argentynse Sojabone (Up River)
Canadian Canola	422.00	416.00	421.00	414.00	Kanadese Canola
Argentine Groundnuts Runners 40/50	1441.00	1431.00	1431.00	1431.00	Argentynse Grondbone 40/50 Runners
US Groundnuts Runners 40/50 shelled	1581.00	1581.00	1581.00	1581.00	VSA Grondbone 40/50 Runners uitgedop
Australian Malting Barley (South. Cross Malt)	186.00	186.00	184.00	186.00	Australiese Moutgars (South. Cross Malt)



Futures prices (US\$/t) / Termynpryse (VSA\$/t) (c)(d) (2017/05/09)							
Commodity	May-17	Jul-17	Sep-17	Dec-17	Mar-18	May-18	Kommoditeit
US No3 Yellow maize	141.02	144.25	147.39	151.57	155.27	157.87	VSA No3 Geelmielies
US No2 HRW wheat	156.89	161.16	167.62	176.44	181.73	185.70	VSA No2 HRW koring
US Soybeans	354.65	357.88	356.49	n/a	359.13	360.60	VSA Sojabone



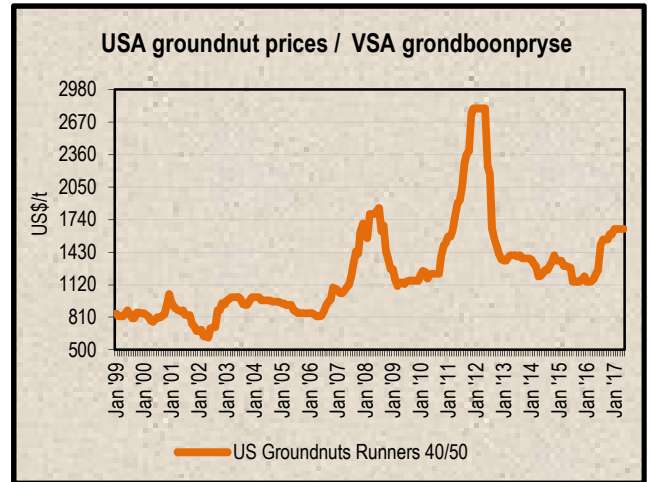
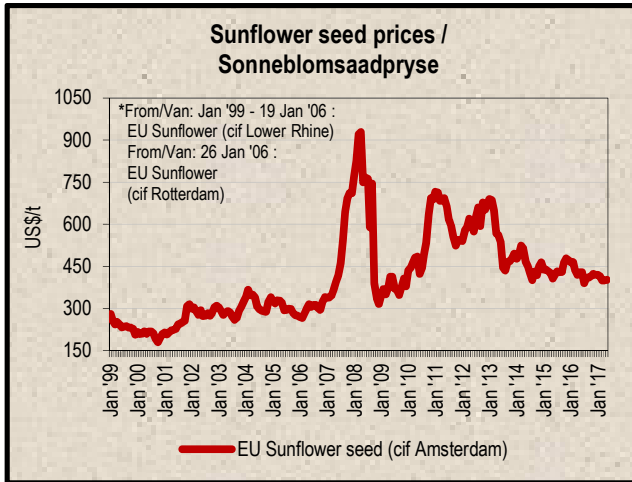
8. LOWEST REPRESENTATIVE ASKING PRICES
(US\$/t)(e)(f)(Prices of previous week)

8. LAAGSTE VERTEENWOORDIGENDE PRYSE GEVRA
(Pryse van vorige week)(VSA\$/t)(e)(f)

US\$/t	2017/05/04	2017/04/27	Change/ Verandering	VSA\$/t
Soybeans, Brazil, c.i.f. Rotterdam	395	389	1.5%	Sojabone, Brasilië, k.a.v. Rotterdam
Soybeans, USA, c.i.f. Rotterdam	392	388	1.0%	Sojabone, VSA, k.a.v. Rotterdam
Groundnuts, USA Runners 40/50*	1650	1650	0.0%	Grondbone, VSA Runners 40/50*
Groundnuts, Argentine Runners 40/50*	1510	1500	0.7%	Grondbone, Argentynse Runners 40/50*
Groundnut-oil, c.i.f. Rotterdam	1550	1550	0.0%	Grondboon-olie, k.a.v. Rotterdam
Sunflower seed, EU c.i.f. Amsterdam	402	400	0.5%	Sonneblomsaad, EU k.a.v. Amsterdam
Sunflower-oil, EU (fob) N.W. Europe	800	790	1.3%	Sonneblom-olie, EU (vab) N.W. Eur.
Rapeseed, Europe, 00, c.i.f. Hamburg	430	435	-1.1%	Raapsaad, Europa, 00, k.a.v. Hamburg

* Shelled, c.i.f. Rotterdam

* Uitgedop k a v Rotterdam



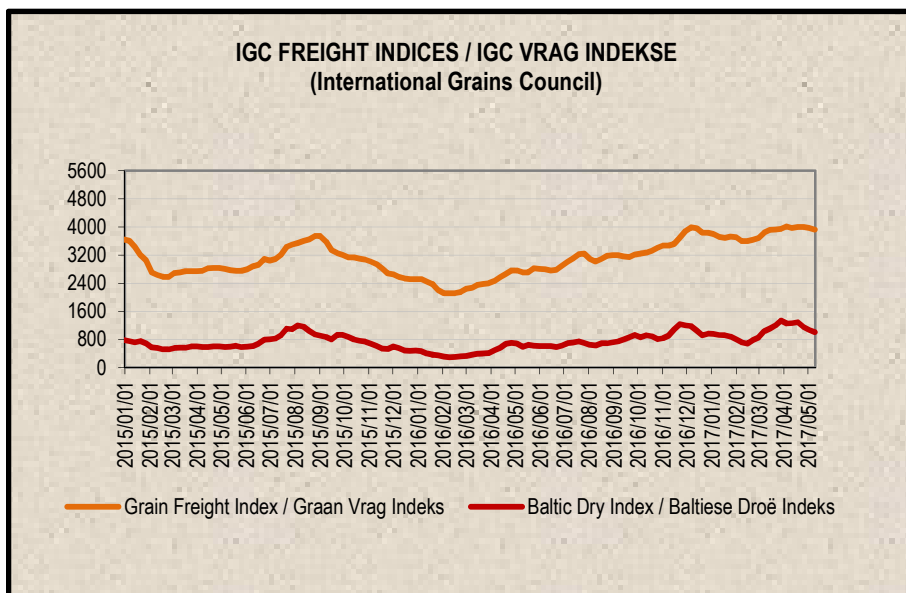
9. IGC FREIGHT INDICES (b)

9. IGC VRAG INDEKSE (b)

IGC FREIGHT INDICES / IGC VRAG INDEKSE							
	2017/04/04	2017/04/11	2017/04/18	2017/04/25	2017/05/02	2017/05/09	
Grain Freight Index*	4018	3969	3998	3998	3969	3920	Graan Vrag Indeks*
Baltic Dry Index	1255	1262	1294	1154	1073	1007	Baltiese Droë Indeks

* IGC Grain Freight Index represents 15 major grain routes, including five from the United States of America, and two each from other main exporting nations (including Argentina, Black Sea, Europe and Canada); with base an average of the four weeks ending 11 May 2005 = 6000. The updated indices will be available on Thursdays on SAGIS' website.

* IGC Graan Vrag Indeks verteenwoordig 15 hoof graanroetes, insluitende vyf vanaf die Verenigde State van Amerika, en twee elk van ander hoof uitvoermasies (insluitende Argentinië, Swart See, Europa en Kanada); met basis 'n gemiddeld van die vier weke geëindig 11 Mei 2005 = 6000. Die opgedateerde indekse sal Donderdae op SAGIS se webwerf beskikbaar.



10. IMPORT PARITY PRICES – SUMMER GRAINS (b)

10. INVOERPARITEITPRYSE - SOMERGRANE (b)

INVOERPARITEITPRYSE VAN SOMERGRANE (BTW UITGESLT)				2017/05/11			IMPORT PARITY PRICES OF SUMMER GRAINS (VAT EXCL)			
ITEM	Nota/ Note	Mielies/Maize	Mielies/Maize	Sorghum	Sorghum	Sorghum	ITEM			
		VSA/ USA Golf/Gulf (no.3Y) \$/t	Argentynse/ Argentine Up River \$/t	VSA/ USA Golf/Gulf \$/t	Argentynse/ Argentine Up River \$/t	Australiese/ Australian Brisbane \$/t				
Internasionale VAB pryse	a	158.00	162.00	173.00	154.00	221.00	International FOB prices			
Vraggeld	b	32.00	22.00	32.00	22.00	15.00	Freight Rates			
Assuransie (0.3% van VAB)		0.47	0.49	0.52	0.46	0.66	Insurance (0.3% of FOB)			
1 KOSTE, ASSURANSIE EN VRAG (KAV) \$/T		190.47	184.49	205.52	176.46	236.66	1 COST, INSURANCE AND FREIGHT (CIF) \$/T			
R/\$ Wisselkoers op: 2017/05/09		13.6653	13.6653	13.6653	13.6653	13.6653	Converted to R/t			
2 KOSTE, ASSURANSIE EN VRAG (KAV) R/t		2602.83	2521.11	2808.49	2411.38	3234.03	2 COST, INSURANCE AND FREIGHT (CIF) R/t			
Finansieringskoste	c	22.46	21.76	24.24	20.81	27.91	Financing cost			
3 KOSTE, ASSURANSIE, VRAG EN FINANSIERING R/t		2625.29	2542.87	2832.73	2432.19	3261.94	3 COST, INSURANCE, FREIGHT AND FINANCING R/t			
Aflaai-koste:	d, e			146.54	146.54	146.54	Discharging cost:			
- Kaapstad		122.93	122.93	n/a	n/a	n/a	- Cape Town			
- Durban		163.11	163.11	170.37	170.37	170.37	- Durban			
Invoertarif	f	0.00	0.00	70.92	63.13	90.60	Import Tariff			
4 VRY OP SPOOR (VOS) R/t							4 FREE ON RAIL (FOR) R/t			
- Kaapstad		2748.22	2665.80	n/a	n/a	n/a	- Cape Town			
- Durban		2788.40	2705.98	3050.19	2641.86	3499.08	- Durban			
Spoorvragkoste	g						Railage cost			
- Durban na Randfontein		246.10	246.10	246.10	246.10	246.10	- Durban to Randfontein			
5 GELEWER:							5 DELIVERED:			
- Durban na Randfontein R/ton		3034.50	2952.08	3296.29	2887.96	3745.18	- Durban to Randfontein R/ton			

Notas/Notes:

a Bron van pryse en vraggeld : IGC GMI
Source of prices and freight rates: IGC GMI

2017/05/09

Termyn / Term	US\$/ton (VAB/FOB)	Vraggeld/Freight Rate:	US\$/ton
Mei/May 2017	158.00	US Golf / Gulf	32.00
Mei/May 2017	162.00	Argentinië / Argentina	22.00
Mei/May 2017	173.00	Australië/Australia	15.00
Mei/May 2017	154.00		
Mei/May 2017	221.00		

Mielies/Maize: VSA/USA (Golf/Gulf No.3Y)
Mielies/Maize: Argentinië/Argentina (Up River)
Sorghum: VSA/USA (Golf/ Gulf Milo)
Sorghum: Argentinië/Argentina (Up River)
Sorghum: Australië/Australia (Brisbane)

b Vraggeld: bereken vir vragte van +/- 20 000 - 30 000t / Freight rates: calculated for freights of +/- 20 000 - 30 000t

c Finansieringskoste: 30 000t @ KAV @ primakoers vir 30 dae. Bron/Source: SARB 10.50% 2016/03/18
Financing cost: 30 000t @ CIF @ prime rate for 30 days.

d Aflaai-koste / Discharging costs (R/ton):

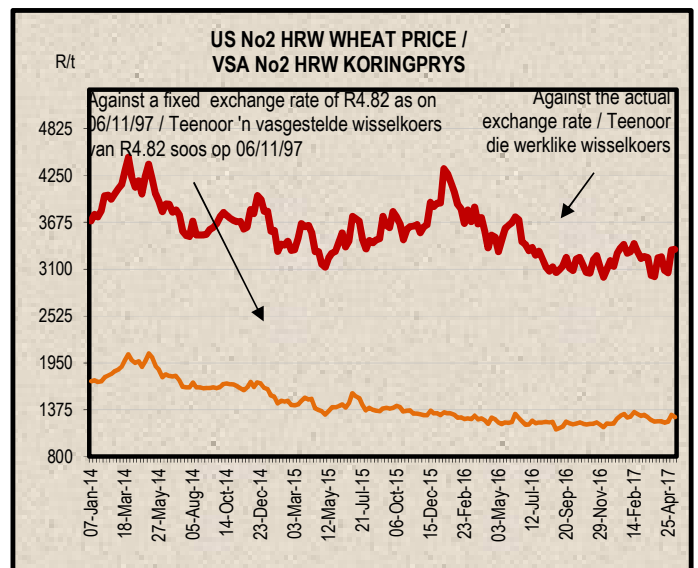
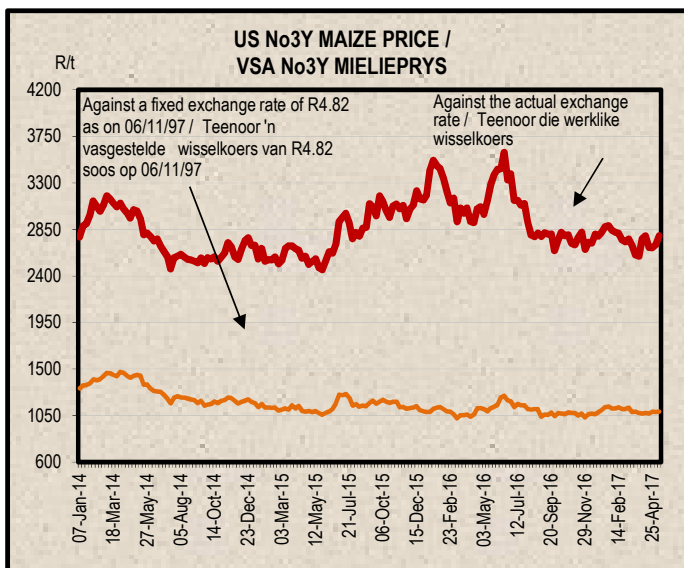
	Mielies/Maize:	Sorghum
Kaapstad / Cape Town:	122.93	n/a
Durban:	163.11	170.37

Bron / Source: Hull Blyfh

e Ingesluit: Kaagelde, hantering, kaaitbesig, agente/dokumentasie, logistiek & opnames (inspeksie van skeepsvrag) / Included: Wharfage, handling, wharf supervision, agent/documentation, logistic & survey (inspection of shipload).
Uitgesluit: Gesondheidsinspeksie-, skeepsagentskapfooi, strooktoetsingsfooi vir GMO, opbergingskoste asook BTW en invoerbelasting / Excluded: Health inspection fee, Ship agency fee, strip testing fees for GMO, storage costs as well as VAT and import duty.
N.B: Steg 'n aanduiding, aangesien koste van opname beding kan word / N.B: Indication only, as cost of survey can be negotiated.

f Invoertarif / Import Tariff:
Mielies/Maize = Vry / Free
Sorghum = 3% op VAB / on FOB

g Neem asb. kennis dat 'n verandering in Spoorset se spoorvrag op 1 April 2016 plaasgevind het na R246.10.
Please take note that there was a change in Spoorset railage cost on 1 April 2016 to R246.10.



11. IMPORT PARITY PRICES – WINTER CEREALS (b)

11. INVOERPARITEITPARYSE - WINTERGRANE (b)

INVOERPARITEITPRYSSE VAN WINTERGRANE (BTW UITGESLT)			2017/05/11				IMPORT PARITY PRICES OF WINTER CEREALS (VAT EXCL)		
ITEM	Nota/ Note	Koring/Wheat	Koring/Wheat	Koring/Wheat	Koring/Wheat	Gars/Barley	Gars/Barley	ITEM	
		VSA/ USA Golf/Gulf	VSA/ USA PNW	Argentynse/ Argentine Up River	EU Duitsland/ Germany	Australiese/ Australian Fremantle	Fransse/ French Rouen		
		HRW	DNS	Trigo Pan	B kwaliteit/ quality	Mout/Malting	Mout/Malting		
		\$/t	\$/t	\$/t	\$/t	\$/t	\$/t		
Internasionale VAB pryse	a	198.00	247.00	188.00	193.00	186.00	221.00 *	International FOB prices	
Vraggeld	b	32.00	32.00	22.00	21.00	16.00	22.00	Freight Rates	
Assuransie (0.3% van VAB)		0.59	0.74	0.56	0.58	0.56	0.66	Insurance (0.3% of FOB)	
1 KOSTE, ASSURANSIE EN VRAG (KAV) \$/T		230.59	279.74	210.56	214.58	202.56	243.66	1 COST, INSURANCE AND FREIGHT (CIF) \$/T	
<i>Omskakel na R/t</i>								<i>Converted to R/t</i>	
R/\$ Wisselkoers op: 2017/05/09		13.6653	13.6653	13.6653	13.6653	13.6653	13.6653	R/\$ Exchange rate on: 2017/05/09	
2 KOSTE, ASSURANSIE EN VRAG (KAV) R/t		3151.08	3822.73	2877.37	2932.30	2768.04	3329.69	2 COST, INSURANCE AND FREIGHT (CIF) R/t	
Finansieringskoste	c	27.19	32.99	24.83	25.31	23.89	28.74	Financing cost	
3 KOSTE, ASSURANSIE, VRAG EN FINANSIERING R/t		3178.27	3855.72	2902.20	2957.61	2791.93	3358.43	3 COST, INSURANCE, FREIGHT AND FINANCING R/t	
AfLaakoste	d, e							Discharging cost	
3.1 Kaapstad (Hoofsaaklik kaaihykraan metode)		124.02	124.02	124.02	124.02	157.11	157.11	3.1 Cape Town (Mainly shore cranes method)	
3.2 Durban (Hoofsaaklik suig-in-silo metode)		163.11	163.11	163.11	163.11	170.37	170.37	3.2 Durban (Mainly suction into silo method)	
Invoertarif op koring	f	1190.20	1190.20	1190.20	1190.20	0.00	0.00	Import Tariff on wheat	
4 VRY OP SPOOR (VOS) R/t								4 FREE ON RAIL (FOR) R/t	
4.1 Kaapstadhawe		4492.49	5169.94	4216.42	4271.83	2949.04	3515.54	4.1 Cape Town Harbour	
4.2 Durbanhawe		4531.58	5209.03	4255.51	4310.92	2962.30	3528.80	4.2 Durban Harbour	
Spoorvragkoste	g							Railage cost	
- Kaapstad na Paarl		85.60	85.60	85.60	85.60	n/a	n/a	- Cape Town to Paarl	
- Durban na Randfontein		246.10	246.10	246.10	246.10	246.10	246.10	- Durban to Randfontein	
5 GELEWER:								5 DELIVERED:	
- Kaapstad na Paarl R/ton		4578.09	5255.54	4302.02	4357.43	n/a	n/a	- Cape Town to Paarl R/ton	
- Durban na Randfontein R/ton		4777.68	5455.13	4501.61	4557.02	3208.40	3774.90	- Durban to Randfontein R/ton	

Notas/Notes: 2017/05/09

a Bron van pryse en vraggeld : IGC GMI
Source of prices and freight rates: IGC GMI

Termyn / Term	VAB/FOB US\$/ton	Vraggeld / Freight Rate: US\$/ton	Gars/Barley = US\$ + 1
Mei/May 2017	198.00	US (Golf / Gulf)	32.00
Mei/May 2017	247.00	Argentinië / Argentine (Upriver)	22.00
Mei/May 2017	188.00	EEC (Bordeaux Hamburg)	21.00
Mei/May 2017	193.00	Australië / Australia (Eastern)	15.00
Mei/May 2017	186.00		16.00
Mei/May 2017	221.00		

b Vraggeld: bereken vir vragte van +/- 20 000 - 30 000t / Freight rates: calculated for freights of +/- 20 000 - 30 000t

c Finansieringskoste: 30 000t @ KAV @ primakoers vir 30 dae. Bron/Source: SARB 10.50% 2016/03/18
Financing cost 30 000t @ CIF @ prime rate for 30 days.

d AfLaakoste / Discharging cost (R/ton):

	Koring/Wheat	Gars/Barley:
Kaapstad /		
Cape Town:	124.02	157.11
Durban:	163.11	170.37

Bron / Source: Hull Blyth

e Ingesluit: Kaaigelde, hantering, kaaibesig, agente/dokumentasie, logistiek & opnames (inspeksie van skeepsvrag).
Included: Wharfage, handling, wharf supervision, agent/documentation, logistic & survey (inspection of shipload).
Uitgesluit: Gesondheidsinspeksie-, skeepsaagentskapboei, strookbetsingsboei vir GMO, opbergingskoste asook BTW en invoerbelasting.
Excluded: Health inspection fee, Ship agency fee, strip testing fees for GMO, storage costs as well as VAT and import duty.
N.B: Slegs 'n aanduiding, aangesien koste van opname beding kan word / N.B: Indication only, as cost of survey can be negotiated.

f Invoertarif / Import Tariff:
Koring/Wheat = R1190.20 p/ton
Gars/Barley = Vry/Free

g Neem asb. Kennis dat Spoorwet se spoorvrag op 1 April 2016 verander het soos volg:
Kaapstad na Paarl R85.60 en Durban na Randfontein R246.10.
Please take note that on 1 April 2016 Spoorment railage cost changed as follows:
Cape Town to Paarl R85.60 and Durban to Randfontein R246.10.

* Prys laaste ontvang: 2016/09/27 / Price last received: 2016/09/27.

12. IMPORT PARITY PRICES – OIL SEEDS (b)(e)(f)

12. INVOERPARITEITPRYSE - OLIESADE (b)(e)(f)

INVOERPARITEITPRYSE VAN OLIESADE (BTW UITGESLT)			2017-05-11						IMPORT PARITY PRICES OF OIL SEEDS (VAT EXCL)	
ITEM	Nota/ Note	Sojabone/ Soybeans	Sojabone/ Soybeans	Sojabone/ Soybeans	Sonneblom/ Sunflower	Canola	Grondbone/ Groundnuts	Grondbone/ Groundnuts	ITEM	
		VSA/ USA Golf/Gulf	Argentynse/ Argentine Up River	Brazilië/ Brazil Paranagua	EU Franse/ French Bordeaux	Kanadese/ Canadian Vancouver	Argentynse/ Argentine Raw Runners 40/50	VSA/ USA Raw Runners 40/50		
		\$/t	\$/t	\$/t	\$/t	\$/t	\$/t	\$/t		
Internasionale VAB pryse	a	371.00	362.00	371.00	404.00	422.00	1441.00 *	1581.00 *	International FOB prices	
Vraggeld	b	32.00	22.00	22.00	21.00	31.00	69.00	32.00	Freight Rates	
Assuransie (0.3% van VAB)		1.11	1.09	1.11	1.21	1.27	4.32	4.74	Insurance (0.3% of FOB)	
1 KOSTE, ASSURANSIE EN VRAG (KAV) \$/T Omskakel na R/t R/\$ Wisselkoers op: 2017/05/09		404.11	385.09	394.11	426.21	454.27	1514.32	1617.74	1 COST, INSURANCE AND FREIGHT (CIF) \$/T Converted to R/t R/\$ Exchange rate on: 2017/05/09	
2 KOSTE, ASSURANSIE EN VRAG (KAV) R/t		13.6653 R/t	13.6653 R/t	13.6653 R/t	13.6653 R/t	13.6653 R/t	13.6653 R/t	13.6653 R/t	2 COST, INSURANCE AND FREIGHT (CIF) R/t	
Finansieringskoste	c	47.66	45.41	46.48	50.26	53.57	178.59	190.79	Financing cost	
3 KOSTE, ASSURANSIE, VRAG EN FINANSIERING R/t		5569.94	5307.78	5432.11	5874.55	6261.31	20872.23	22297.69	3 COST, INSURANCE, FREIGHT AND FINANCING R/t	
Aflaaiikoste: Durban	d, e	170.37	170.37	170.37	268.74	170.37	579.41	579.41	Discharging cost: Durban	
Invoertarif:	f	405.59	395.75	405.59	0.00	576.68	1969.17	2160.48	Import Tariff:	
4 VRY OP SPOOR (VOS) R/t Durban		6145.90	5873.90	6008.07	6143.29	7008.36	23420.81	25037.58	4 FREE ON RAIL (FOR) R/t Durban	
Spoorvragekoste	g								Railage cost	
- Durban na Randfontein		246.10	246.10	246.10	246.10	246.10	-	-	- Durban to Randfontein	
5 GELEWER: - Durban na Randfontein R/ton		6392.00	6120.00	6254.17	6389.39	7254.46	-	-	5 DELIVERED: - Durban to Randfontein R/ton	

Notas/Notes:

a Bron van pryse en vraggeld / Source of prices and freight rates : IGC (GMI), Geogalos Peanut World & Oilworld
2017/05/09

Termyn / Term	US\$/ton (VAB/FOB)	Vraggeld/Freight Rate:	US\$/ton
Sojabone/Soybeans: VSA/USA (Golf/Gulf)	371.00	US Golf / Gulf	32.00
Sojabone/Soybeans: Argentinië/Argentina (Up River)	362.00	Argentinië / Argentina	22.00
Sojabone/Soybeans: Brazilië/Brazil (Paranagua)	371.00	EEC (Bordeaux/Hamburg)	21.00
Sonneblom/Sunflower: EU Frankryk/France (Bordeaux)	404.00	Kanada/Canada (North Pacific)	31.00
Canola: Kanada/Canada (Vancouver)	422.00	Grondbone/Groundnuts (ARG)	69.00
Grondbone/Groundnuts: Argentinië/Argentina (Raw Runner 40/50)	1441.00		
Grondbone/Groundnuts: VSA/USA (Runners 40/50)	1581.00		

b Vraggeld: bereken vir vragte van +/- 20 000 - 30 000t / Freight rates: calculated for freights of +/- 20 000 - 30 000t

c Finansieringskoste: 30 000t @ KAV @ primakoers vir 30 dae. Bron/Source: SARB 10.50% 2016/03/18

Financing cost: 30 000t @ CIF @ prime rate for 30 days.

d Aflaaiikoste / Discharging costs (R/ton):

	Sojabone/ Soybeans	Sonneblom/ Sunflower	Canola	Grondbone/ Groundnuts
Durban:	170.37	268.74	170.37	579.41

e Aflaaiikoste / Discharging fees:

Ingesluit: Kaaigelde, hantering, kaaitoesig, agente/dokumentasie, logistiek & opnames (inspeksie van skeepsvrag) /

Included: Wharfage, handling, wharf supervision, agent/documentation, logistic & survey (inspection of shipload).

Uitgesluit: Gesondheidsinspeksie-, skeepagentskapfooi, strooktoetsingsfooi vir GMO, opbergingskoste asook BTW en invoerbelasting /

Excluded: Health inspection fee, Ship agency fee, strip testing fees for GMO, storage costs as well as VAT and import duty.

N.B: Slegs 'n aanduiding, aangesien koste van opname beding kan word / N.B: Indication only, as cost of survey can be negotiated.

f Invoertarif / Import Tariff:

Sojabone/Soybeans = 8% op VAB / on FOB

Sonneblom/Sunflower = Vry / Free

Canola = 10% op VAB / on FOB

Grondbone/Groundnuts = 10% op VAB / on FOB

g Neem asb. Kennis dat Spoornet se spoorvrag op 1 April 2016 verander het na R246.10.

Please take note that on 1 April 2016 Spoornet railage cost changed to R246.10.

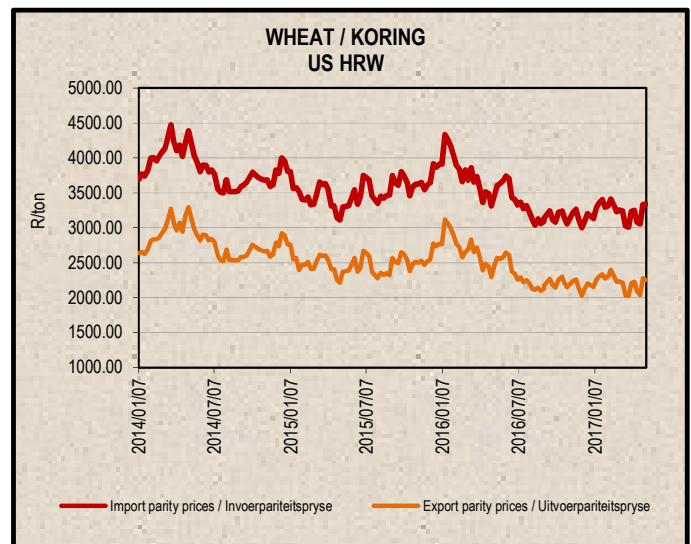
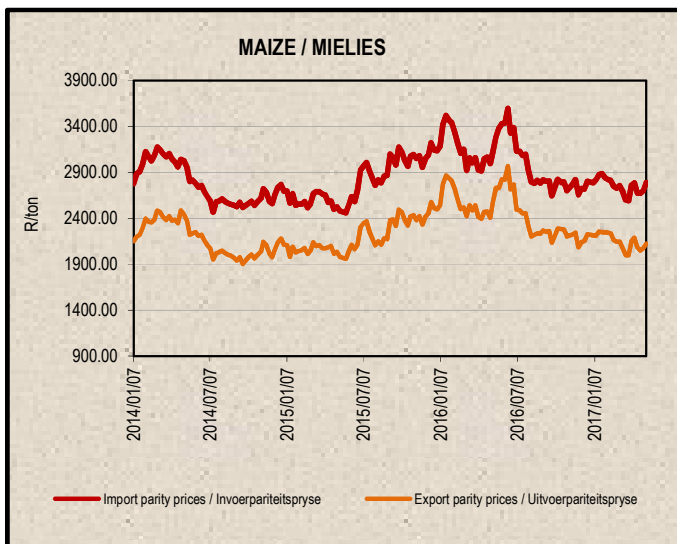
* Kwotasies is k.a.v. pryse. VAB pryse dus berekende pryse (kav minus vraggeld) / Quotes are c.i.f. prices. FOB prices are therefore calculated prices (cif minus freight rates).

13. EXPORT PARITY PRICES (b)

13. UITVOERPARITEITPRYSE (b)

INDICATIVE EXPORT PARITY PRICES				2017/05/11		AANDUIDENDE UITVOERPARITEITSPRYSE	
This is only an example of how an export parity price can be calculated - it can vary according to need	US No3Y Maize/ Mielies Gulf/Golf (b)	US HRW Wheat/Koring Gulf/Golf (b)	US DNS 14% Wheat/Koring PNW (b)	Argentine Raw Runner 40/50 Groundnuts/ Grondbone (f)	Hierdie is slegs 'n voorbeeld van hoe 'n uitvoerpariteitsprys bereken kan word - dit kan varieer volgens behoefte		
	May/Mei 2017	May/Mei 2017	May/Mei 2017	Jul 17			
FOB Gulf value (\$/t)	158.00	198.00	247.00	1441.00	VAB Golfwaarde (\$/t)		
Difference in quality and locality of SA ¹ Maize: Plus US\$10 (\$/t) Groundnuts: Less 3,5% of fob value	\$10.00			96,5%	Kwaliteits- en liggingsverskil van SA ¹ Mielies: Plus VSAS\$10 (\$/t) Grondbone: Min 3,5% van vab waarde		
SA fob price (\$/t)	168.00	198.00	247.00	1390.57	SA vab prys (\$/t)		
Exchange rate (1\$=): (2017/05/09)	13.6653	13.6653	13.6653	13.6653	Wisselkoers (1\$=): (2017/05/09)		
FOB Gulf value (R/t)	2295.77	2705.73	3375.33	19002.56	VAB Golfwaarde (R/t)		
Marketing costs:					Bemerkings koste:		
Financing (Prime rate 10.50% - 30 days) (R/t)	19.81	23.35	29.13	163.99	Finansieringskoste (Primakoers 10.50% - 30 dae) (R/t)		
Railage: ² Randfontein – Durban harbour	246.10	246.10	246.10	-	Spoorvrag: ² Randfontein – Durbanhawe		
Loading costs: (R/t) ³ Durban Harbour (Mainly spout method)	151.88	163.20	163.20	467.13	Oplaaikoste: (R/t) ³ Durbanhawe (Hoofsaaklik tregter metode)		
EXPORT REALISATION (R/t):					UITVOER REALISASIE (R/t):		
Randfontein	1877.98	2273.08	2936.90	18371.44	Randfontein		

<p><i>Difference in quality and locality of SA (As requested by the industry)</i></p> <p><i>As from 14 June 2012, the discount/rebate will no longer be used to calculate the export parity price on US HRW and a new calculation will be added for US DNS, also without the discount/rebate.</i></p> <p><i>Railage costs:</i></p> <p><i>Please take note that on 1 April 2016 Spoornet railage cost changed to R246.10.</i></p> <p><i>Loading costs, received from Hull Blyth:</i></p> <p><i>Included: Cargo dues, handling, wharf supervision, agency/documentation, logistics & surveys (inspection of cargo).</i></p> <p><i>Excluded: Ship agent fees, health & PPECB inspections, storage facility & transport costs to storage facility, VAT & duties.</i></p>	<p>1</p> <p>2</p> <p>3</p>	<p><i>Kwaliteits- en liggingsverskil van SA (Soos deur die bedryf versoek)</i></p> <p><i>Vanaf 14 Junie 2012 sal die diskonto/premie nie meer gebruik word by die berekening van die uitvoerpariteitprys van US HRW nie en 'n nuwe berekening word nou vir US DNS gedoen, ook sonder diskonto/premie.</i></p> <p><i>Spoorvrag koste:</i></p> <p><i>Neem asb. Kennis dat Spoornet se spoorvrag op 1 April 2016 verander het na R246.10.</i></p> <p><i>Oplaaikoste, ontvang van Hull Blyth:</i></p> <p><i>Ingesluit: Kaaigelde, hantering, kaaitoetsig, agente/dokumentasie, logistiek & opnames (inspeksie van skeepsvrag)</i></p> <p><i>Uitgesluit: Skeepagentskaps-, inspeksie-, opbergings- en vervoerkoste na opbergingsfasiliteit, BTW & invoerbelasting.</i></p>
--	----------------------------	---



14. WEATHER

For local weather, please follow the link below:
www.weathersa.co.za

14. WEER

Vir plaaslike weer, volg asseblief die onderstaande skakel:
www.weathersa.co.za

Sources /Bronne:

(a) = Safex; (b) = International Grains Council; (c) = CBOT; (d) = KCBT;
(e) = Oil World; (f) = Georganos Peanut World.

* Formula according to ITAC (International Trade Administration Commission of South Africa)/
Formule volgens ITAC (International Trade Administration Commission of South Africa)

SAGIS

Nico Hawkins

General Manager / Hoofbestuurder

Indemnity/Vrywaring: Although everything has been done to ensure the accuracy of the information, neither SAGIS nor any of its directors or employees takes any responsibility for actions or losses that might occur as a result of the usage of this information. / Alhoewel alles gedoen is om te verseker dat die inligting korrek is, aanvaar nie SAGIS of enige van sy direkteure of werknemers verantwoordelikheid vir enige aksies of verliese as gevolg van die inligting wat gebruik is nie.