

**SAGIS WEEKLY BULLETIN / SAGIS WEEKLIKSE BULLETIN**

1. Producer Deliveries (ton):			1. Produsentelewerings (ton):	
Commodity	Latest week/ Jongste week: 6 - 12 May/Mei 2017	Total: current marketing year/ Totaal: huidige bemarkingsjaar	Total: same period previous marketing year/ Totaal: selfde periode vorige bemarkingsjaar	Kommoditeit
White maize	164 880	255 996	140 554	Witmielies
Yellow maize	175 743	258 691	250 336	Geelmielies
Total: maize	340 623	514 687	390 890	Totaal: mielies
Wheat	319	1 845 783	1 383 038	Koring

2. Imports (ton):			2. Invoere (ton):	
2.1 Imports for RSA			2.1 Invoere vir RSA	
Commodity	Latest week/ Jongste week: 6 - 12 May/Mei 2017	Total: current marketing year/ Totaal: huidige bemarkingsjaar	Total: same period previous marketing year/ Totaal: selfde periode vorige bemarkingsjaar	Kommoditeit
White maize	0	0	0	Witmielies
Yellow maize	0	0	82 133	Geelmielies
Maize Total	0	0	82 133	Mielies Totaal
Wheat	0	469 389	1 195 259	Koring

**Origin of imports / Oorsprong van invoere**

White maize/Witmielies	Yellow maize/Geelmielies	Wheat/Koring
		Argentina
		Canada
		Czech Republic
		Germany
		Poland
		Romania
		Russia
		USA

2.2 Imports for other countries			2.2 Invoere vir ander lande	
Commodity	Latest week/ Jongste week: 6 - 12 May/Mei 2017	Total: current marketing year/ Totaal: huidige bemarkingsjaar	Total: same period previous marketing year/ Totaal: selfde periode vorige bemarkingsjaar	Kommoditeit
White maize	0	0	0	Witmielies
Yellow maize	0	0	87	Geelmielies
Maize Total	0	0	87	Mielies Totaal
Wheat	0	135 977	155 949	Koring

**Origin of imports / Oorsprong van invoere**

White maize/Witmielies	Yellow maize/Geelmielies	Wheat/Koring
		Argentina
		Canada
		Germany
		Poland
		Romania
		Russia
		USA

### 3. Exports (ton):

#### 3.1 RSA Exports

Commodity	Latest week/ Jongste week: 6 - 12 May/Mei 2017	Total: current marketing year/ Totaal: huidige bemarkingsjaar	Total: same period previous marketing year/ Totaal: selfde periode vorige bemarkingsjaar	Kommoditeit
White maize	8 214	20 386	17 706	Witmielies
Yellow maize	2 475	4 954	6 989	Geelmielies
Maize Total	10 689	25 340	24 695	Mielies Totaal
Wheat	6 364	71 091	35 805	Koring

#### Destination of exports / Bestemming van uitvoere

White maize/Witmielies	Yellow maize/Geelmielies	Wheat/Koring
Botswana	Botswana	Botswana
Kenya	Lesotho	Lesotho
Lesotho	Mozambique	Mozambique
Mozambique	Namibia	Namibia
Namibia	Swaziland	Swaziland
Swaziland		Zambia
Zimbabwe		Zimbabwe

#### 3.2 Imports for Exports

Commodity	1 249	4 851	136	Witmielies
White maize	1 249	4 851	136	Witmielies
Yellow maize	0	0	87	Geelmielies
Maize Total	1 249	4 851	223	Mielies Totaal
Wheat	1 287	142 934	155 384	Koring

#### Destination of exports / Bestemming van uitvoere

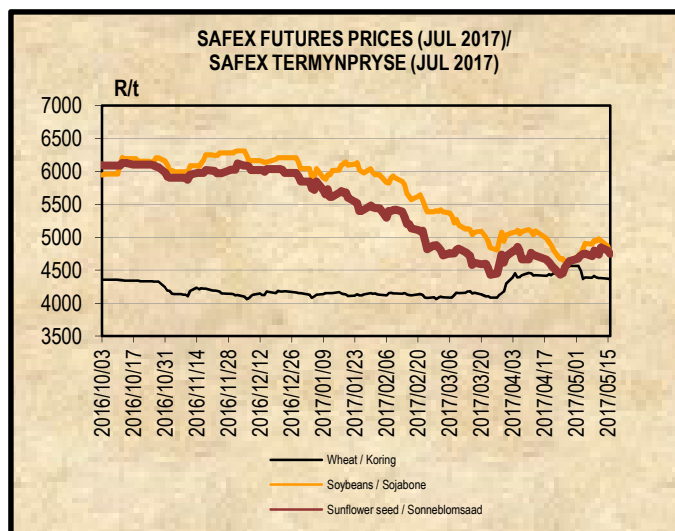
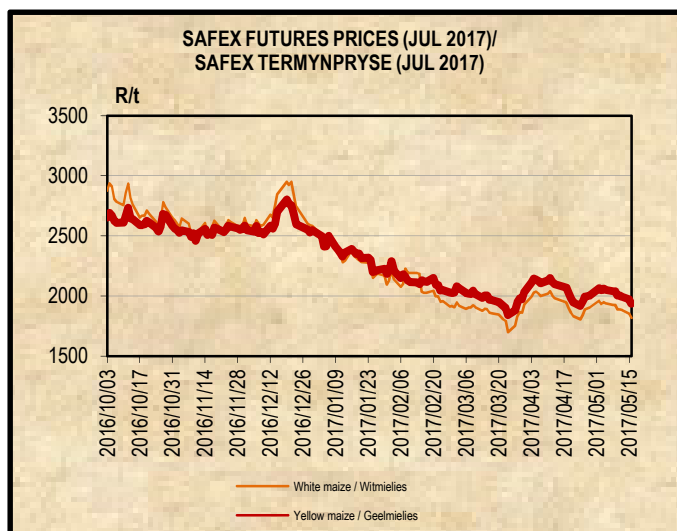
White maize/Witmielies	Yellow maize/Geelmielies	Wheat/Koring
Botswana		Botswana
Kenya		Lesotho
Lesotho		Swaziland
Zimbabwe		Zambia
		Zimbabwe

#### 3.2 Invoere vir Uitvoere

### 4. DOMESTIC PRICES PER SAFEX (R/t)(a)

### 4. PLAASLIKE PRYSE VOLGENS SAFEX (R/t)(a)

Commodity	Future Prices / Termynpryse (2017/05/16) R/ton					Kommoditeit
	May-17	Jul-17	Sep-17	Dec-17	Mar-18	
White maize	1815.00	1820.00	1874.00	1948.00	1989.00	Witmielies
Yellow maize	1915.00	1938.00	1986.00	2059.00	2095.00	Geelmielies
Wheat	4401.00	4361.00	4306.00	4206.00	4280.00	Koring
Sunflower	4635.00	4750.00	4876.00	5018.00	5044.00	Sonneblom
Soybeans	4692.00	4767.00	4865.00	4993.00	5071.00	Sojabone
Sorghum	2800.00	2960.00	3045.00	3174.00	3335.00	Sorghum



**5. IMPORT TARIFF ON MAIZE (b)\***
**5. INVOERTARIEF OP MIELIES (b)\***

Derived US No2Y Yellow Maize fob (Gulf) (b)	2017-05-10	2017-05-11	2017-05-12	2017-05-15	2017-05-16	Afgeleide VSA No2Y Geelmielies vab (Golf) (b)
RSA Initial Reference Price	<b>\$110.00</b>					RSA Oorspronklike Verwysingsprys
Base price (\$/t)	117.65	117.65	117.65	117.65	117.65	Basisprys (\$/t)
Daily price (\$/t) (IGC)	161.60	159.60	159.60	159.60	159.60	Daaglikse prys (\$/t) (IGC)
Average of 21 days (\$/t)	160.41	160.31	160.17	159.98	159.89	Gemiddeld van 21 dae (\$/t)
Deviation from base price (\$/t)	-42.76	-42.66	-42.52	-42.33	-42.24	Afwyking van basisprys (\$/t)
Duty on maize (\$/t)	-50.41	-50.31	-50.17	-49.98	-49.89	Reg op mielies (\$/t)
Duty on maize (R/t)	-675.12	-672.63	-669.91	-666.86	-665.20	Reg op mielies (R/t)
R/\$ Exchange rate (average of 21 days)	13.3926	13.3697	13.3528	13.3426	13.3333	R/\$ Wisselkoers (gemiddeld van 21 dae)
<b>Tariff Gazetted 2006/12/08</b>	<b>R0.00/t</b>					<b>Tarief gepubliseer 2006/12/08</b>

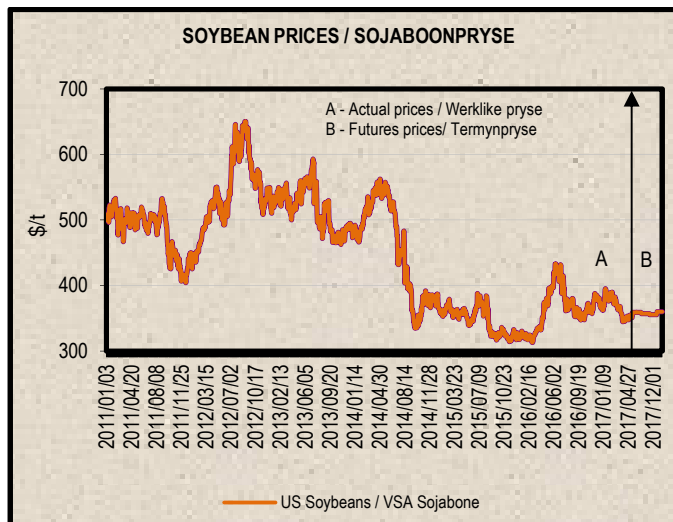
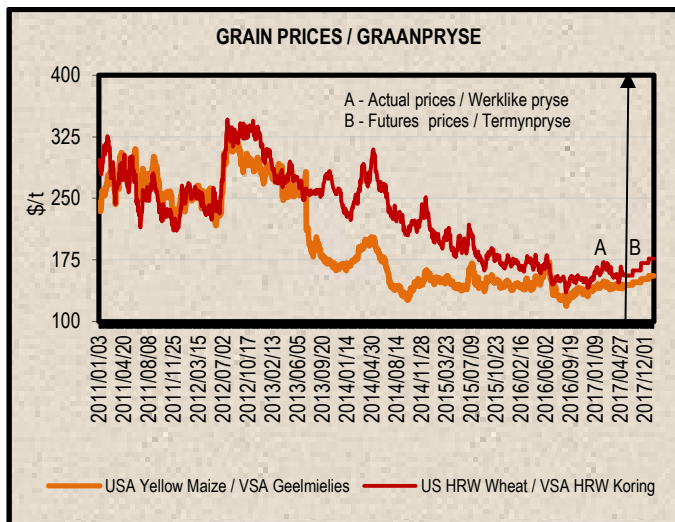
**6. IMPORT TARIFF ON WHEAT (b)\***
**6. INVOERTARIEF OP KORING (b)\***

US No2 HRW fob (Gulf)	2017/04/18	2017/04/25	2017/05/02	2017/05/09	2017/05/16	VSA No2 HRW vab (Golf)
RSA Initial Reference Price						RSA Oorspronklike Verwysingsprys
Base price (\$/t)	205.33	191.33	191.33	191.33	191.33	Basis prys (\$/t)
Weekly price (\$/t) (IGC)	189.00	189.00	206.00	198.00	196.00	Weeklikse prys (\$/t) (IGC)
3 Weeks moving average (\$/t)	191.33	190.33	194.67	197.67	200.00	3 Weke skuiwende gemiddeld (\$/t)
Number of weeks that the deviation is more than \$10	3					Aantal weke wat die afwyking meer as \$10 is
Deviation from base price (\$/t)	14.00	1.00	-3.34	-6.34	-8.67	Afwyking van basisprys (\$/t)
Calculated Duty on wheat (\$/t)	102.67	103.67	99.33	96.33	94.00	Berekende Reg op koring (\$/t)
Calculated Duty on wheat (R/t)	1371.75	1353.89	1319.37	1316.38	1232.31	Berekende Reg op koring (R/t)
R/\$ Exchange rate	13.3608	13.0596	13.2827	13.6653	13.1097	R/\$ Wisselkoers
<b>Tariff Gazetted 2017/03/31 (R/t)</b>	<b>R 1 190.20</b>					<b>Tarief gepubliseer 2017/03/31 (R/t)</b>

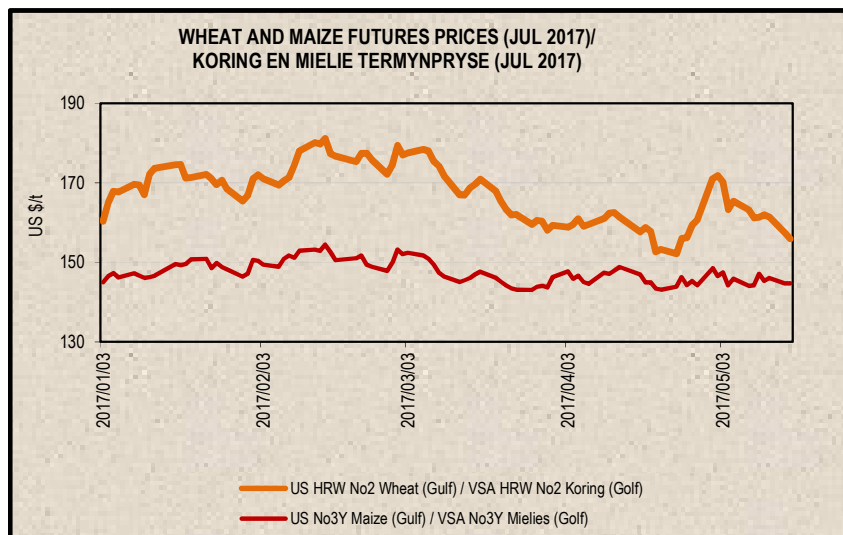
7. PRICES – INTERNATIONAL (US\$/t)

7. PRYSE - INTERNASIONAAL (VSA\$/t)

FOB (US\$/t)	Export Quotations/ Uitvoerkwotasie (b)(e)(f)				VAB (VSA\$/t)
	2017/05/16	2017/05/09	2017/05/02	2017/04/25	
US No 2 HRW Wheat (Gulf)	196.00	198.00	206.00	189.00	VSA No 2 HRW Koring (Golf)
US DNS Wheat 14% PNW	248.00	247.00	253.00	249.00	VSA DNS Koring 14% PNW
Argentine Wheat (Up River)	190.00	188.00	189.00	189.00	Argentynse Koring (Up River)
EC (France) Wheat (grade 1)	186.00	185.00	192.00	186.00	EU (Frankryk) Koring (graad 1)
EC (Germany) B Quality Wheat	195.00	193.00	196.00	191.00	EU (Duitsland) B Kwaliteit Koring
Black Sea Milling Wheat	186.00	186.00	187.00	187.00	Swart See Maalkoring
US No 3Y Maize (Gulf)	158.00	158.00	159.00	160.00	VSA No3Y Mielies (Golf)
Argentine Maize (Up River)	161.00	162.00	163.00	165.00	Argentynse Mielies (Up River)
US Sorghum (Gulf)	175.00	173.00	175.00	175.00	VSA Sorghum (Golf)
Argentine Sorghum (Up River)	154.00	154.00	159.00	160.00	Argentynse Sorghum (Up River)
US Soybeans (Gulf)	375.00	371.00	366.00	364.00	VSA Sojabone (Gulf)
Argentine Soybeans (Up River)	368.00	362.00	358.00	354.00	Argentynse Sojabone (Up River)
Canadian Canola	422.00	422.00	416.00	421.00	Kanadese Canola
Argentine Groundnuts Runners 40/50	1431.00	1441.00	1431.00	1431.00	Argentynse Grondbone 40/50 Runners
US Groundnuts Runners 40/50 shelled	1581.00	1581.00	1581.00	1581.00	VSA Grondbone 40/50 Runners uitgedop
Australian Malting Barley (South. Cross Malt)	191.00	186.00	186.00	184.00	Australiese Moutgars (South. Cross Malt)



Futures prices (US\$/t) / Termynpryse (VSA\$/t) (c)(d) (2017/05/16)							
Commodity	Jul-17	Sep-17	Dec-17	Mar-18	May-18	Jul-18	Kommoditeit
US No3 Yellow maize	144.72	147.87	151.73	155.50	157.95	160.07	VSA No3 Geelmielies
US No2 HRW wheat	155.94	162.26	171.30	176.81	180.92	184.82	VSA No2 HRW koring
US Soybeans	358.69	356.78	n/a	359.72	361.26	363.47	VSA Sojabone



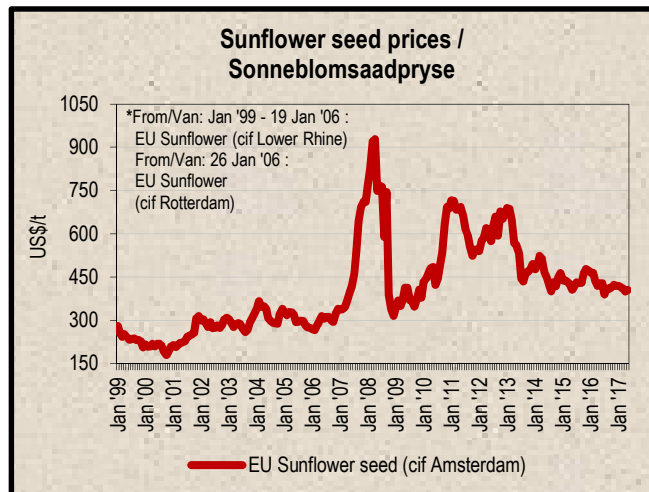
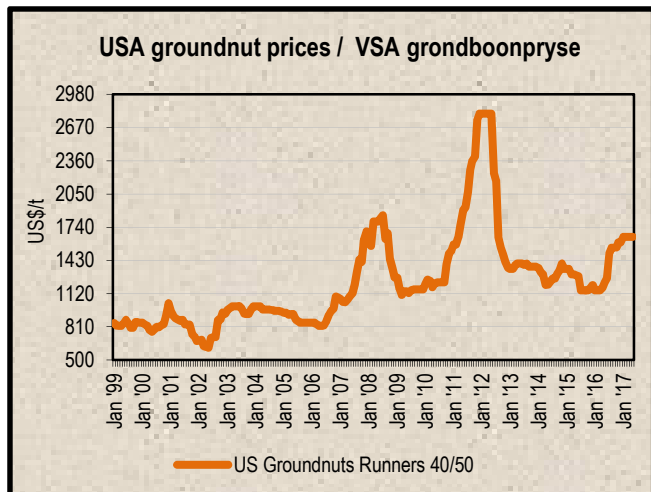
**8. LOWEST REPRESENTATIVE ASKING PRICES**  
(US\$/t)(e)(f)(Prices of previous week)

**8. LAAGSTE VERTEENWOORDIGENDE PRYSE GEVRA**  
(Pryse van vorige week)(VSA\$/t)(e)(f)

US\$/t	2017/05/11	2017/05/04	Change/ Verandering	VSA\$/t
Soybeans, Brazil, c.i.f. Rotterdam	396	395	0.3%	Sojabone, Brasilië, k.a.v. Rotterdam
Soybeans, USA, c.i.f. Rotterdam	393	392	0.3%	Sojabone, VSA, k.a.v. Rotterdam
Groundnuts, USA Runners 40/50*	1650	1650	0.0%	Grondbone, VSA Runners 40/50*
Groundnuts, Argentine Runners 40/50*	1500	1510	-0.7%	Grondbone, Argentynse Runners 40/50*
Groundnut-oil, c.i.f. Rotterdam	1550	1550	0.0%	Grondboon-olie, k.a.v. Rotterdam
Sunflower seed, EU c.i.f. Amsterdam	405	402	0.7%	Sonneblomsaad, EU k.a.v. Amsterdam
Sunflower-oil, EU (fob) N.W. Europe	800	800	0.0%	Sonneblom-olie, EU (vab) N.W. Eur.
Rapeseed, Europe, 00, c.i.f. Hamburg	431	430	0.2%	Raapsaad, Europa, 00, k.a.v. Hamburg

\* Shelled, c.i.f. Rotterdam

\* Uitgedop k a v Rotterdam



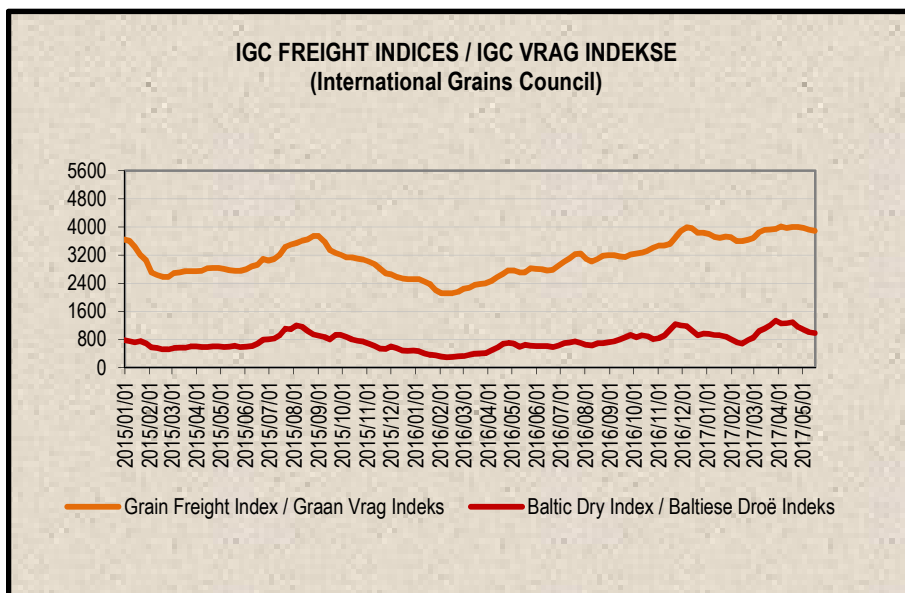
**9. IGC FREIGHT INDICES (b)**

**9. IGC VRAG INDEKSE (b)**

IGC FREIGHT INDICES / IGC VRAG INDEKSE							
	2017/04/11	2017/04/18	2017/04/25	2017/05/02	2017/05/09	2017/05/16	
Grain Freight Index*	3969	3998	3998	3969	3920	3891	Graan Vrag Indeks*
Baltic Dry Index	1262	1294	1154	1073	1007	980	Baltiese Droë Indeks

\* IGC Grain Freight Index represents 15 major grain routes, including five from the United States of America, and two each from other main exporting nations (including Argentina, Black Sea, Europe and Canada); with base an average of the four weeks ending 11 May 2005 = 6000. The updated indices will be available on Thursdays on SAGIS' website.

\* IGC Graan Vrag Indeks verteenwoordig 15 hoof graanroetes, insluitende vyf vanaf die Verenigde State van Amerika, en twee elk van ander hoof uitvoermasies (insluitende Argentinië, Swart See, Europa en Kanada); met basis 'n gemiddeld van die vier weke geëindig 11 Mei 2005 = 6000. Die opgedateerde indekse sal Donderdae op SAGIS se webwerf beskikbaar.



10. IMPORT PARITY PRICES – SUMMER GRAINS (b)

10. INVOERPARITEITPRYSE - SOMERGRANE (b)

INVOERPARITEITPRYSE VAN SOMERGRANE (BTW UITGESLT)			2017/05/18			IMPORT PARITY PRICES OF SUMMER GRAINS (VAT EXCL)		
ITEM	Nota/ Note	Mielies/Maize	Mielies/Maize	Sorghum	Sorghum	Sorghum	ITEM	
		VSA/ USA Golf/Gulf (no.3Y)	Argentynse/ Argentine Up River	VSA/ USA Golf/Gulf	Argentynse/ Argentine Up River	Australiese/ Australian Brisbane		
		\$/t	\$/t	\$/t	\$/t	\$/t		
Internasionale VAB pryse	a	158.00	161.00	175.00	154.00	225.00	International FOB prices	
Vraggeld	b	32.00	22.00	32.00	22.00	15.00	Freight Rates	
Assuransie (0.3% van VAB)		0.47	0.48	0.53	0.46	0.68	Insurance (0.3% of FOB)	
1 KOSTE, ASSURANSIE EN VRAG (KAV) \$/T		190.47	183.48	207.53	176.46	240.68	1 COST, INSURANCE AND FREIGHT (CIF) \$/T	
R/\$ Wisselkoers op: 2017/05/16	<i>Omskakel na R/t</i>	13.1097	13.1097	13.1097	13.1097	13.1097	Converted to R/t	
2 KOSTE, ASSURANSIE EN VRAG (KAV) R/t		2497.00	2405.37	2720.66	2313.34	3155.24	2 COST, INSURANCE AND FREIGHT (CIF) R/t	
Finansieringskoste	c	21.55	20.76	23.48	19.96	27.23	Financing cost	
3 KOSTE, ASSURANSIE, VRAG EN FINANSIERING R/t		2518.55	2426.13	2744.14	2333.30	3182.47	3 COST, INSURANCE, FREIGHT AND FINANCING R/t	
Aflaaiikoste:	d, e	122.93	122.93	n/a	n/a	n/a	Discharging cost:	
- Kaapstad		163.11	163.11	170.37	170.37	170.37	- Cape Town	
- Durban		0.00	0.00	68.83	60.57	88.49	- Durban	
4 VRY OP SPOOR (VOS) R/t	f	2641.48	2549.06	n/a	n/a	n/a	4 FREE ON RAIL (FOR) R/t	
- Kaapstad		2681.66	2589.24	2812.97	2393.87	3270.96	- Cape Town	
- Durban							- Durban	
Spoorvragkoste	g	246.10	246.10	246.10	246.10	246.10	Railage cost	
- Durban na Randfontein							- Durban to Randfontein	
<b>5 GELEWER:</b>							<b>5 DELIVERED:</b>	
<b>- Durban na Randfontein R/ton</b>		<b>2927.76</b>	<b>2835.34</b>	<b>3059.07</b>	<b>2639.97</b>	<b>3517.06</b>	<b>- Durban to Randfontein R/ton</b>	

Notas/Notes:

a Bron van pryse en vraggeld : IGC GMI  
Source of prices and freight rates: IGC GMI

2017/05/16

Termyn / Term	US\$/ton (VAB/FOB)	Vraggeld/Freight Rate:	US\$/ton
Jun 2017	158.00	US Golf / Gulf	32.00
Jun 2017	161.00	Argentinië / Argentina	22.00
Jun 2017	175.00	Australië/Australia	15.00
Mei/May 2017	154.00		
Mei/May 2017	225.00		

b Vraggeld: bereken vir vragte van +/- 20 000 - 30 000t. / Freight rates: calculated for freights of +/- 20 000 - 30 000t.

c Finansieringskoste: 30 000t @ KAV @ primakoers vir 30 dae. Bron/Source: SARB 10.50% 2016/03/18  
Financing cost: 30 000t @ CIF @ prime rate for 30 days.

d Aflaaiikoste / Discharging costs (R/ton):

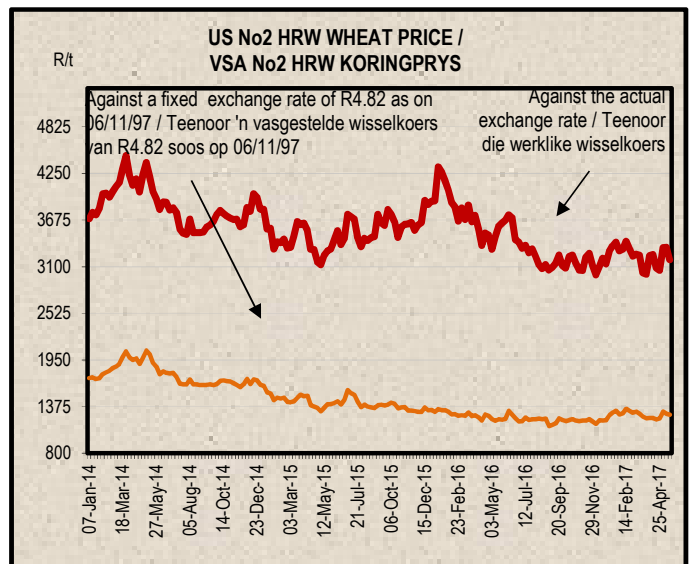
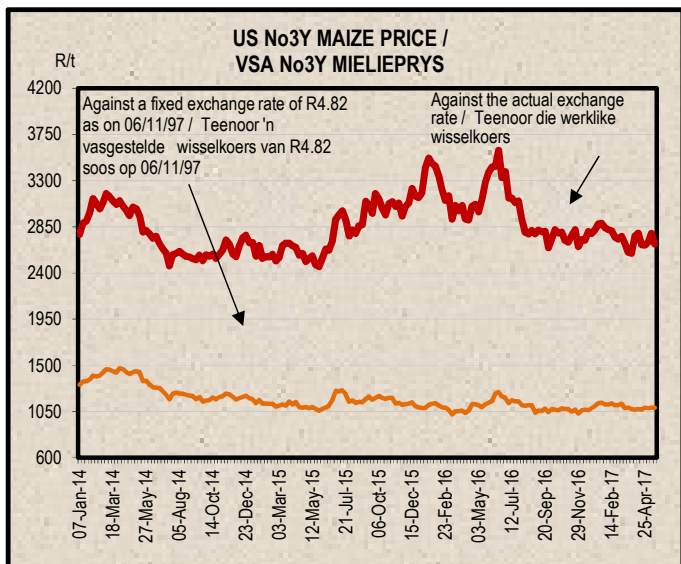
	Mielies/Maize:	Sorghum
Kaapstad / Cape Town:	122.93	n/a
Durban:	163.11	170.37

Bron / Source: Hull Blyth

e Ingesluit: Kaai gelde, hantering, kaaitoetsing, agente/dokumentasie, logistiek & opnames (inspeksie van skeepsvrag) / Included: Wharfage, handling, wharf supervision, agent/documentation, logistic & survey (inspection of shipload).  
Uitgesluit: Gesondheidsinspeksie-, skeepsagentskapfooi, strookbetsingsfooi vir GMO, obergangskoste asook BTW en invoerbelasting / Excluded: Health inspection fee, Ship agency fee, strip testing fees for GMO, storage costs as well as VAT and import duty.  
N.B: Slegs 'n aanduiding, aangesien koste van opname beding kan word / N.B: Indication only, as cost of survey can be negotiated.

f Invoertarif / Import Tariff:  
Mielies/Maize = Vry / Free  
Sorghum = 3% op VAB / on FOB

g Neem asb. kennis dat 'n verandering in Spoornet se spoorvrag op 1 April 2016 plaasgevind het na R246.10.  
Please take note that there was a change in Spoornet railage cost on 1 April 2016 to R246.10.



11. IMPORT PARITY PRICES – WINTER CEREALS (b)

11. INVOERPARITEITPARYSE - WINTERGRANE (b)

INVOERPARITEITPARYSE VAN WINTERGRANE (BTW UITGESLT)		2017/05/18		IMPORT PARITY PRICES OF WINTER CEREALS (VAT EXCL)				
ITEM	Notar/ Note	Koring/Wheat	Koring/Wheat	Koring/Wheat	Koring/Wheat	Gars/Barley	Gars/Barley	ITEM
		VSA/ USA Golf/Gulf	VSA/ USA PNW	Argentynse/ Argentine Up River	EU Duitsland/ Germany	Australiese/ Australian Fremantle	Frans/ French Rouen	
		HRW	DNS	Trigo Pan	B kwaliteit/ quality	Mout/Malting	Mout/Malting	
		\$/t	\$/t	\$/t	\$/t	\$/t	\$/t	
Internasionale VAB pryse	a	196.00	248.00	190.00	195.00	191.00	221.00 *	International FOB prices
Vraggeld	b	32.00	32.00	22.00	20.00	16.00	21.00	Freight Rates
Assuransie (0.3% van VAB)		0.59	0.74	0.57	0.59	0.57	0.66	Insurance (0.3% of FOB)
1 KOSTE, ASSURANSIE EN VRAG (KAV) \$/T		228.59	280.74	212.57	215.59	207.57	242.66	1 COST, INSURANCE AND FREIGHT (CIF) \$/T
<i>Omskakel na R/t</i>								<i>Converted to R/t</i>
R/\$ Wisselkoers op: 2017/05/16		13.1097	13.1097	13.1097	13.1097	13.1097	13.1097	R/\$ Exchange rate on: 2017/05/16
2 KOSTE, ASSURANSIE EN VRAG (KAV) R/t		2996.75	3680.42	2786.73	2826.32	2721.18	3181.20	2 COST, INSURANCE AND FREIGHT (CIF) R/t
Finansieringskoste	c	25.86	31.76	24.05	24.39	23.48	27.45	Financing cost
3 KOSTE, ASSURANSIE, VRAG EN FINANSIERING R/t		3022.61	3712.18	2810.78	2850.71	2744.66	3208.65	3 COST, INSURANCE, FREIGHT AND FINANCING R/t
Aflaai-koste	d, e							Discharging cost
3.1 Kaapstad (Hoofsaaklik kaaihykraan metode)		124.02	124.02	124.02	124.02	157.11	157.11	3.1 Cape Town (Mainly shore cranes method)
3.2 Durban (Hoofsaaklik suig-in-silo metode)		163.11	163.11	163.11	163.11	170.37	170.37	3.2 Durban (Mainly suction into silo method)
Invoertarif op koring	f	1190.20	1190.20	1190.20	1190.20	0.00	0.00	Import Tariff on wheat
4 VRY OP SPOOR (VOS) R/t								4 FREE ON RAIL (FOR) R/t
4.1 Kaapstadhawe		4336.83	5026.40	4125.00	4164.93	2901.77	3365.76	4.1 Cape Town Harbour
4.2 Durbanhawe		4375.92	5065.49	4164.09	4204.02	2915.03	3379.02	4.2 Durban Harbour
Spoorvragkoste	g							Railage cost
- Kaapstad na Paarl		85.60	85.60	85.60	85.60	n/a	n/a	- Cape Town to Paarl
- Durban na Randfontein		246.10	246.10	246.10	246.10	246.10	246.10	- Durban to Randfontein
<b>5 GELEWER:</b>								<b>5 DELIVERED:</b>
- Kaapstad na Paarl R/ton		4422.43	5112.00	4210.60	4250.53	n/a	n/a	- Cape Town to Paarl R/ton
- Durban na Randfontein R/ton		4622.02	5311.59	4410.19	4450.12	3161.13	3625.12	- Durban to Randfontein R/ton

Notas/Notes: 2017/05/16

a Bron van pryse en vraggeld : IGC GMI  
Source of prices and freight rates: IGC GMI

Termyn / Term	VAB/FOB US\$/ton	Vraggeld / Freight Rate: US\$/ton	Gars/Barley = US\$ + 1
Koring/Wheat HRW No 2 (Hard Red Winter) Golf / Gulf	196.00	US (Golf / Gulf)	32.00
Koring/Wheat DNS 14% No 2 (Dark Northern Spring) Golf / Gulf	248.00	Argentië / Argentine (Upriver)	22.00
Koring/Wheat Argentië / Argentine (Up River) Trigo Pan	190.00	EEC (Bordeaux Hamburg)	20.00
Koring/Wheat EU (Duitsland / Germany) B kwaliteit / quality	195.00	Australië / Australia (Eastern)	15.00
Gars/Barley: Australiese moutgars/Australian malting barley (Fremantle)	191.00		
Gars/Barley: Franse moutgars/French malting barley (Rouen)	221.00		

b Vraggeld: bereken vir vragte van +/- 20 000 - 30 000t / Freight rates: calculated for freights of +/- 20 000 - 30 000t.

c Finansieringskoste: 30 000t @ KAV @ primakoers vir 30 dae. Bron/Source: SARB 10.50% 2016/03/18  
Financing cost 30 000t @ CIF @ prime rate for 30 days.

d Aflaai-koste / Discharging cost (R/ton):

	Koring/Wheat:	Gars/Barley:
Kaapstad /		
Cape Town:	124.02	157.11
Durban:	163.11	170.37

Bron / Source: Hull Blyth

e Ingesluit: Kaai-gelde, hantering, kaai-toesig, agente/dokumentasie, logistiek & opnames (inspeksie van skeepsvrag).  
Included: Wharfage, handling, wharf supervision, agent/documentation, logistic & survey (inspection of shipload).  
Uitgesluit: Gesondheidsinspeksie-, skeepagentskapfooi, strooktoetsingsfooi vir GMO, opbergingskoste asook BTW en invoerbelasting.  
Excluded: Health inspection fee, ship agency fee, strip testing fees for GMO, storage costs as well as VAT and import duty.  
N.B: Slegs 'n aanduiding, aangesien koste van opname beding kan word / N.B: Indication only, as cost of survey can be negotiated.

f Invoertarif / Import Tariff  
Koring/Wheat = R1190.20 p/ton  
Gars/Barley = Vry/Free

g Neem asb. Kennis dat Spoorwet se spoorvrag op 1 April 2016 verander het soos volg:  
Kaapstad na Paarl R85.60 en Durban na Randfontein R246.10.  
Please take note that on 1 April 2016 Spoorwet railage cost changed as follows:  
Cape Town to Paarl R85.60 and Durban to Randfontein R246.10.

\* Prys laaste ontvang: 2016/09/27 / Price last received: 2016/09/27.



12. IMPORT PARITY PRICES – OIL SEEDS (b)(e)(f)

12. INVOERPARITEITPRYSE - OLIESADE (b)(e)(f)

INVOERPARITEITPRYSE VAN OLIESADE (BTW UITGESLT)		2017-05-18							IMPORT PARITY PRICES OF OIL SEEDS (VAT EXCL)	
ITEM	Nota/ Note	Sojabone/ Soybeans	Sojabone/ Soybeans	Sojabone/ Soybeans	Sonneblom/ Sunflower	Canola	Grondbone/ Groundnuts	Grondbone/ Groundnuts	ITEM	
		VSA/ USA Golf/Gulf	Argentynse/ Argentine Up River	Brazilië/ Brazil Paranagua	EU Franse/ French Bordeaux	Kanadese/ Canadian Vancouver	Argentynse/ Argentine Raw Runners 40/50	VSA/ USA Raw Runners 40/50		
		\$/t	\$/t	\$/t	\$/t	\$/t	\$/t	\$/t		
Internasionale VAB pryse	a	375.00	368.00	380.00	411.00	422.00	1431.00 *	1581.00 *	International FOB prices	
Vraggeld	b	32.00	22.00	22.00	20.00	31.00	69.00	32.00	Freight Rates	
Assuransie (0.3% van VAB)		1.13	1.10	1.14	1.23	1.27	4.29	4.74	Insurance (0.3% of FOB)	
1 KOSTE, ASSURANSIE EN VRAG (KAV) \$/t		408.13	391.10	403.14	432.23	454.27	1504.29	1617.74	1 COST, INSURANCE AND FREIGHT (CIF) \$/t	
Omskakel na R/t									Converted to R/t	
R/\$ Wisselkoers op: 2017/05/16		13.1097	13.1097	13.1097	13.1097	13.1097	13.1097	13.1097	R/\$ Exchange rate on: 2017/05/16	
2 KOSTE, ASSURANSIE EN VRAG (KAV) R/t		R/t	R/t	R/t	R/t	R/t	R/t	R/t	2 COST, INSURANCE AND FREIGHT (CIF) R/t	
		5350.46	5127.20	5285.04	5666.41	5955.34	19720.79	21208.09		
Finansieringskoste	c	46.18	44.25	45.61	48.90	51.40	170.19	183.03	Financing cost	
3 KOSTE, ASSURANSIE, VRAG EN FINANSIERING R/t		5396.64	5171.45	5330.65	5715.31	6006.74	19890.98	21391.12	3 COST, INSURANCE, FREIGHT AND FINANCING R/t	
Aflaakoste: Durban	d, e	170.37	170.37	170.37	268.74	170.37	579.41	579.41	Discharging cost: Durban	
Invoertarif:	f	393.29	385.95	398.53	0.00	553.23	1876.00	2072.64	Import Tariff:	
4 VRY OP SPOOR (VOS) R/t Durban		5960.30	5727.77	5899.55	5984.05	6730.34	22346.39	24043.17	4 FREE ON RAIL (FOR) R/t Durban	
Spoorvragkoste	g								Railage cost	
- Durban na Randfontein		246.10	246.10	246.10	246.10	246.10	-	-	- Durban to Randfontein	
5 GELEWER:									5 DELIVERED:	
- Durban na Randfontein R/ton		6206.40	5973.87	6145.65	6230.15	6976.44	-	-	- Durban to Randfontein R/ton	

Notas/Notes:

a Bron van pryse en vraggeld / Source of prices and freight rates : IGC (GMI), Geogalos Peanut World & Oilworld

2017/05/16

Termyn / Term	US\$/ton (VAB/FOB)	Vraggeld/Freight Rate:	US\$/ton	
Sojabone/Soybeans: VSA/USA (Golf/Gulf)	Jun 2017	375.00	US Golf / Gulf	32.00
Sojabone/Soybeans: Argentinië/Argentina (Up River)	Mei/May 2017	368.00	Argentinië / Argentina	22.00
Sojabone/Soybeans: Brazilië/Brazil (Paranagua)	Jun 2017	380.00	EEC (Bordeaux/Hamburg)	20.00
Sonneblom/Sunflower: EU Frankryk/France (Bordeaux)	Mei/May 2017	411.00	Kanada/Canada (North Pacific)	31.00
Canola: Kanada/Canada (Vancouver)	Mei/May 2017	422.00	Grondbone/Groundnuts (ARG)	69.00
Grondbone/Groundnuts: Argentinië/Argentina (Raw Runner 40/50)	Jul 2017	1431.00		
Grondbone/Groundnuts: VSA/USA (Runners 40/50)	Mei/May 2017	1581.00		

b Vraggeld: bereken vir vragte van +/- 20 000 - 30 000t / Freight rates: calculated for freights of +/- 20 000 - 30 000t

c Finansieringskoste: 30 000t @ KAV @ primakoers vir 30 dae. Bron/Source: SARB 10.50% 2016/03/18

Financing cost: 30 000t @ CIF @ prime rate for 30 days.

d Aflaakoste / Discharging costs (R/ton):

	Sojabone/ Soybeans	Sonneblom/ Sunflower	Canola	Grondbone/ Groundnuts
Durban:	170.37	268.74	170.37	579.41

e Aflaakoste / Discharging fees:

Ingesluit: Kaaigelde, hantering, kaaibesig, agente/dokumentasie, logistiek & opnames (inspeksie van skeepsvrag) /

Included: Wharfage, handling, wharf supervision, agent/documentation, logistic & survey (inspection of shipload).

Uitgesluit: Gesondheidsinspeksie-, skeepagentskapfooi, strooktoetsingsfooi vir GMO, opbergingskoste asook BTW en invoerbelasting /

Excluded: Health inspection fee, Ship agency fee, strip testing fees for GMO, storage costs as well as VAT and import duty.

N.B: Slegs 'n aanduiding, aangesien koste van opname beding kan word / N.B: Indication only, as cost of survey can be negotiated.

f Invoertarif / Import Tariff:

Sojabone/Soybeans = 8% op VAB / on FOB

Sonneblom/Sunflower = Vry / Free

Canola = 10% op VAB / on FOB

Grondbone/Groundnuts = 10% op VAB / on FOB

g Neem asb. Kennis dat Spoorwet se spoorvrag op 1 April 2016 verander het na R246.10.

Please take note that on 1 April 2016 Spoorwet railage cost changed to R246.10.

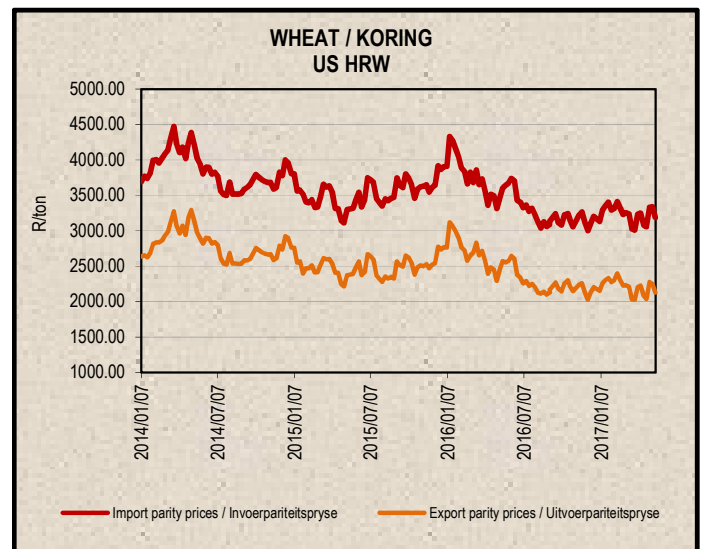
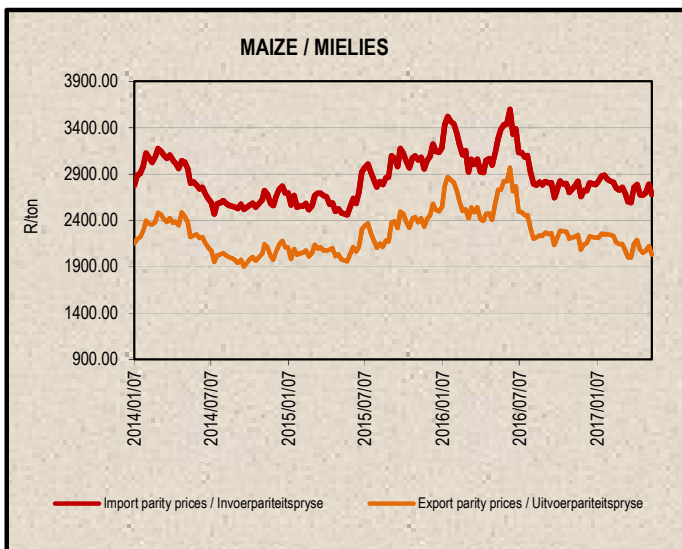
\* Kwotasies is k.a.v. pryse. VAB pryse dus berekende pryse (kav minus vraggeld) / Quotes are c.i.f. prices. FOB prices are therefore calculated prices (cif minus freight rates).



13. EXPORT PARITY PRICES (b)

13. UITVOERPARITEITPRYSE (b)

INDICATIVE EXPORT PARITY PRICES				2017/05/18		AANDUIDENDE UITVOERPARITEITSPRYSE
	US No3Y Maize/ Mielies Gulf/Golf (b)	US HRW Wheat/Koring Gulf/Golf (b)	US DNS 14% Wheat/Koring PNW (b)	Argentine Raw Runner 40/50 Groundnuts/ Grondbone (f)		Hierdie is slegs 'n voorbeeld van hoe 'n uitvoerpariteitsprys bereken kan word - dit kan varieer volgens behoeftes
	Jun 2017	Jun 2017	Jun 2017	Jul 17		
This is <b>only an example</b> of how an export parity price can be calculated - it can vary according to need						
FOB Gulf value (\$/t)	158.00	196.00	248.00	1431.00		VAB Golfwaarde (\$/t)
Difference in quality and locality of SA <sup>1</sup> Maize: Plus US\$10 (\$/t) Groundnuts: Less 3,5% of fob value	\$10.00				96,5%	Kwaliteits- en liggingsverskil van SA <sup>1</sup> Mielies: Plus VSA\$10 (\$/t) Grondbone: Min 3,5% van vab waarde
SA fob price (\$/t)	168.00	196.00	248.00	1380.92		SA vab prys (\$/t)
Exchange rate (1\$=): (2017/05/16)	13.1097	13.1097	13.1097	13.1097		Wisselkoers (1\$=): (2017/05/16)
FOB Gulf value (R/t)	2202.43	2569.50	3251.21	18103.45		VAB Golfwaarde (R/t)
<b>Marketing costs:</b>						<b>Bemerkings koste:</b>
Financing (Prime rate 10.50% - 30 days) (R/t)	19.01	22.18	28.06	156.24		Finansieringskoste (Primakoers 10.50% - 30 dae) (R/t)
Railage: <sup>2</sup> Randfontein – Durban harbour	246.10	246.10	246.10	-		Spoorvrag: <sup>2</sup> Randfontein – Durbanhawe
Loading costs: (R/t) <sup>3</sup> Durban Harbour (Mainly spout method)	151.88	163.20	163.20	467.13		Oplaaikoste: (R/t) <sup>3</sup> Durbanhawe (Hoofsaaklik tregter metode)
<b>EXPORT REALISATION (R/t):</b>						<b>UITVOER REALISASIE (R/t):</b>
<b>Randfontein</b>	<b>1785.44</b>	<b>2138.02</b>	<b>2813.85</b>	<b>17480.08</b>		<b>Randfontein</b>
<i>Difference in quality and locality of SA (As requested by the industry)</i>					1	<i>Kwaliteits- en liggingsverskil van SA (Soos deur die bedryf versoek)</i>
<i>As from 14 June 2012, the discount/rebate will no longer be used to calculate the export parity price on US HRW and a new calculation will be added for US DNS, also without the discount/rebate.</i>						<i>Vanaf 14 Junie 2012 sal die diskonto/premie nie meer gebruik word by die berekening van die uitvoerpariteitprys van US HRW nie en 'n nuwe berekening word nou vir US DNS gedoen, ook sonder diskonto/premie.</i>
<i>Railage costs: Please take note that on 1 April 2016 Spoornet railage cost changed to R246.10.</i>					2	<i>Spoorvrag koste: Neem asb. kennis dat Spoornet se spoorvrag op 1 April 2016 verander het na R246.10.</i>
<i>Loading costs, received from Hull Blyth: Included: Cargo dues, handling, wharf supervision, agency/documentation, logistics &amp; surveys (inspection of cargo). Excluded: Ship agent fees, health &amp; PPECB inspections, storage facility &amp; transport costs to storage facility, VAT &amp; duties.</i>					3	<i>Oplaaikoste, ontvang van Hull Blyth: Ingesluit: Kaaigelde, hantering, kaaitoetsig, agente/dokumentasie, logistiek &amp; opnames (inspeksie van skeepsvrag) Uitgesluit: Skeepsagentskaps-, inspeksie-, opbergings- en vervoerkoste na opbergingsfasiliteit, BTW &amp; invoerbelasting.</i>



**14. WEATHER**

For local weather, please follow the link below:  
[www.weathersa.co.za](http://www.weathersa.co.za)

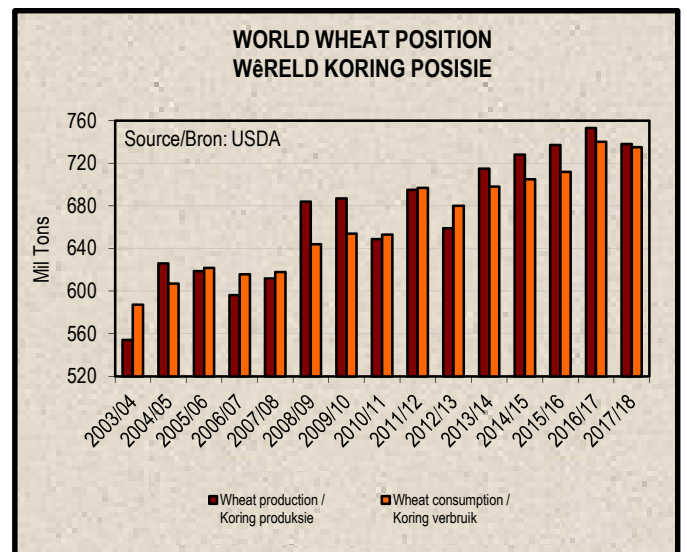
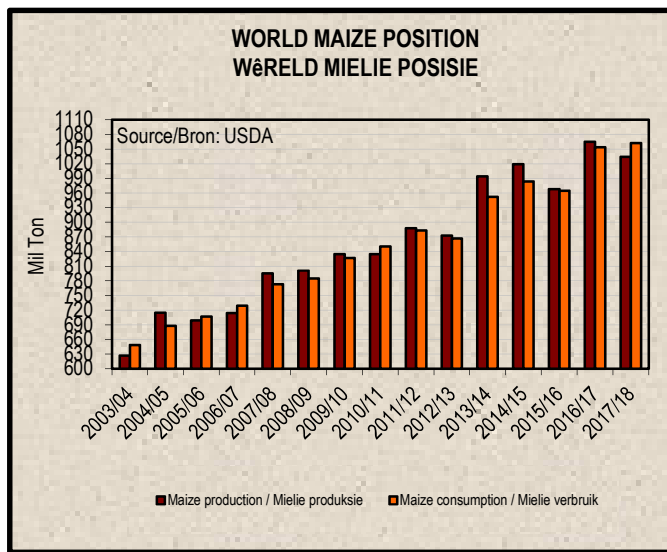
**14. WEER**

Vir plaaslike weer, volg asseblief die onderstaande skakel:  
[www.weathersa.co.za](http://www.weathersa.co.za)

**15. SUNDRIES (g)**

**15. DIVERSE (g)**

World Balance Sheet / Wêreld Balansstaat (2017/05/10)										
Million Ton	2017/18									Miljoen Ton
	Maize Mielies	Wheat Koring	Barley Gars	Sorghum	Oats Hawer	Ground-nuts Grond-bone	Canola/ Rape-seed	Soybeans Sojabone	Sunflower seed Sonne-blomsaad	
Production	1 034	738	137	59	23	43	73	345	46	Produksie
Consumption	1 062	735	144	61	24	19	69	302	42	Verbruik
Trade	150	181	24	7	3	4	16	150	2	Handel
Stock	195	258	18	4	2	2	5	89	2	Voorraad



**Sources /Bronne:**

(a) = Safex; (b) = International Grains Council; (c) = CBOT; (d) = KCBT;  
 (e) = Oil World; (f) = Geogalos Peanut World; (g) = USDA Fas-Online.

\* Formula according to ITAC (International Trade Administration Commission of South Africa)/  
 Formule volgens ITAC (International Trade Administration Commission of South Africa)

SAGIS  
 Nico Hawkins  
 General Manager / Hoofbestuurder

**Indemnity/Vrywaring:** Although everything has been done to ensure the accuracy of the information, neither SAGIS nor any of its directors or employees takes any responsibility for actions or losses that might occur as a result of the usage of this information. / Alhoewel alles gedoen is om te verseker dat die inligting korrek is, aanvaar nie SAGIS of enige van sy direkteure of werknemers verantwoordelikheid vir enige aksies of verliese as gevolg van die inligting wat gebruik is nie.