

SAGIS WEEKLY BULLETIN / SAGIS WEEKLIKSE BULLETIN

1. Producer Deliveries (ton):			1. Produsentelewerings (ton):	
Commodity	Latest week/ Jongste week: 13 - 19 May/Mei 2017	Total: current marketing year/ Totaal: huidige bemarkingsjaar	Total: same period previous marketing year/ Totaal: selfde periode vorige bemarkingsjaar	Kommoditeit
White maize	160 479	414 322	203 509	Witmielies
Yellow maize	155 655	411 237	372 725	Geelmielies
Total: maize	316 134	825 559	576 234	Totaal: mielies
Wheat	821	1 846 113	1 383 612	Koring

2. Imports (ton):			2. Invoere (ton):	
2.1 Imports for RSA			2.1 Invoere vir RSA	
Commodity	Latest week/ Jongste week: 13 - 19 May/Mei 2017	Total: current marketing year/ Totaal: huidige bemarkingsjaar	Total: same period previous marketing year/ Totaal: selfde periode vorige bemarkingsjaar	Kommoditeit
White maize	0	0	14 700	Witmielies
Yellow maize	0	0	110 558	Geelmielies
Maize Total	0	0	125 258	Mielies Totaal
Wheat	17 268	486 657	1 215 817	Koring

Origin of imports / Oorsprong van invoere

White maize/Witmielies	Yellow maize/Geelmielies	Wheat/Koring
		Argentina
		Canada
		Czech Republic
		Germany
		Poland
		Romania
		Russia
		USA

2.2 Imports for other countries			2.2 Invoere vir ander lande	
Commodity	Latest week/ Jongste week: 13 - 19 May/Mei 2017	Total: current marketing year/ Totaal: huidige bemarkingsjaar	Total: same period previous marketing year/ Totaal: selfde periode vorige bemarkingsjaar	Kommoditeit
White maize	0	0	7 613	Witmielies
Yellow maize	0	0	87	Geelmielies
Maize Total	0	0	7 700	Mielies Totaal
Wheat	13 650	149 627	155 949	Koring

Origin of imports / Oorsprong van invoere

White maize/Witmielies	Yellow maize/Geelmielies	Wheat/Koring
		Argentina
		Canada
		Germany
		Poland
		Romania
		Russia
		USA

3. Exports (ton):

3.1 RSA Exports

Commodity	Latest week/ Jongste week: 13 - 19 May/Mei 2017	Total: current marketing year/ Totaal: huidige bemarkingsjaar	Total: same period previous marketing year/ Totaal: selfde periode vorige bemarkingsjaar	Kommoditeit
White maize	6 900	27 286	30 245	Witmielies
Yellow maize	2 712	7 666	11 649	Geelmielies
Maize Total	9 612	34 952	41 894	Mielies Totaal
Wheat	5 290	76 381	36 956	Koring

Destination of exports / Bestemming van uitvoere

White maize/Witmielies	Yellow maize/Geelmielies	Wheat/Koring
Botswana	Botswana	Botswana
Lesotho	Lesotho	Lesotho
Mozambique	Mozambique	Mozambique
Namibia	Namibia	Namibia
Swaziland	Swaziland	Swaziland
Zimbabwe	Zimbabwe	Zambia
		Zimbabwe

3.2 Imports for Exports

Commodity	Latest week/ Jongste week: 13 - 19 May/Mei 2017	Total: current marketing year/ Totaal: huidige bemarkingsjaar	Total: same period previous marketing year/ Totaal: selfde periode vorige bemarkingsjaar	Kommoditeit
White maize	749	5 600	619	Witmielies
Yellow maize	0	0	87	Geelmielies
Maize Total	749	5 600	706	Mielies Totaal
Wheat	4 528	147 462	158 054	Koring

Destination of exports / Bestemming van uitvoere

White maize/Witmielies	Yellow maize/Geelmielies	Wheat/Koring
Botswana		Botswana
Lesotho		Lesotho
Zimbabwe		Swaziland
		Zambia
		Zimbabwe

3. Uitvoere (ton):

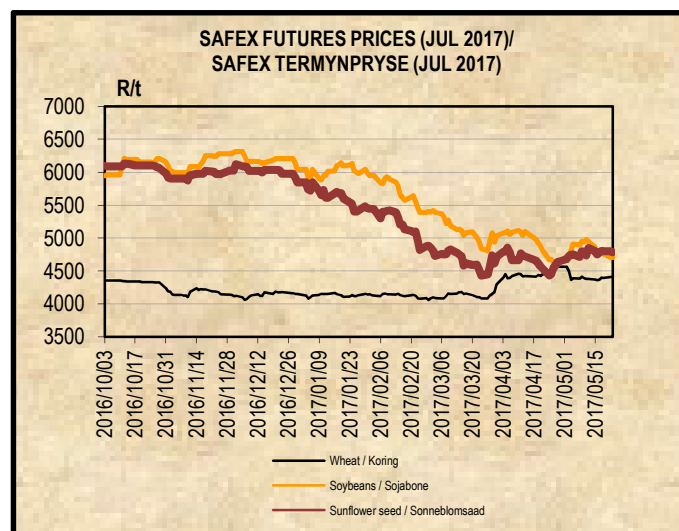
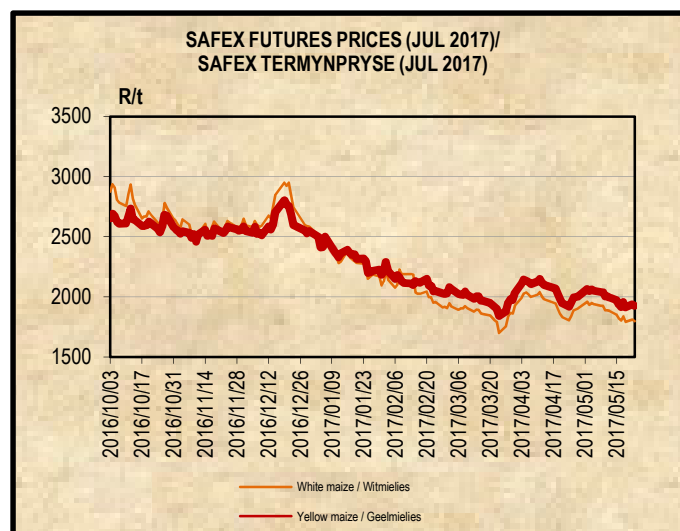
3.1 RSA Uitvoere

3.2 Invoere vir Uitvoere

4. DOMESTIC PRICES PER SAFEX (R/t)(a)

4. PLAASLIKE PRYSE VOLGENS SAFEX (R/t)(a)

Commodity	Future Prices / Termynpryse (2017/05/23) R/ton					Kommoditeit
	May-17	Jul-17	Sep-17	Dec-17	Mar-18	
White maize	1784.00	1798.00	1857.00	1932.00	1969.00	Witmielies
Yellow maize	1909.00	1927.00	1979.00	2048.00	2098.00	Geelmielies
Wheat	4465.00	4408.00	4370.00	4215.00	4295.00	Koring
Sunflower	4695.00	4787.00	4894.00	5050.00	5044.00	Sonneblom
Soybeans	4646.00	4704.00	4810.00	4923.00	4980.00	Sojabone
Sorghum	2800.00	2900.00	3000.00	3174.00	3335.00	Sorghum



5. IMPORT TARIFF ON MAIZE (b)*
5. INVOERTARIEF OP MIELIES (b)*

Derived US No2Y Yellow Maize fob (Gulf) (b)	2017-05-17	2017-05-18	2017-05-19	2017-05-22	2017-05-23	Afgeleide VSA No2Y Geelmielies vab (Golf) (b)
RSA Initial Reference Price	\$110.00					RSA Oorspronklike Verwysingsprys
Base price (\$/t)	117.65	117.65	117.65	117.65	117.65	Basisprys (\$/t)
Daily price (\$/t) (IGC)	161.60	158.60	163.60	164.60	161.60	Daaglikse prys (\$/t) (IGC)
Average of 21 days (\$/t)	159.93	159.84	160.08	160.36	160.46	Gemiddeld van 21 dae (\$/t)
Deviation from base price (\$/t)	-42.28	-42.19	-42.43	-42.71	-42.81	Afwyking van basisprys (\$/t)
Duty on maize (\$/t)	-49.93	-49.84	-50.08	-50.36	-50.46	Reg op mielies (\$/t)
Duty on maize (R/t)	-665.22	-664.06	-667.48	-671.34	-673.55	Reg op mielies (R/t)
R/\$ Exchange rate (average of 21 days)	13.3231	13.3239	13.3282	13.3309	13.3481	R/\$ Wisselkoers (gemiddeld van 21 dae)
Tariff Gazetted 2006/12/08	R0.00/t					Tarief gepubliseer 2006/12/08

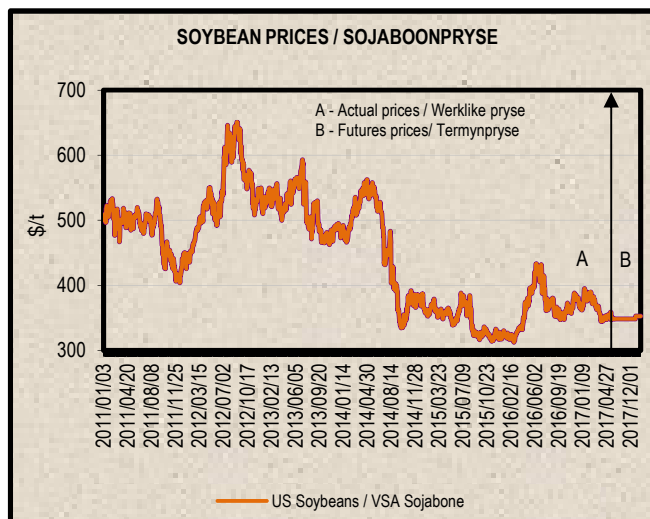
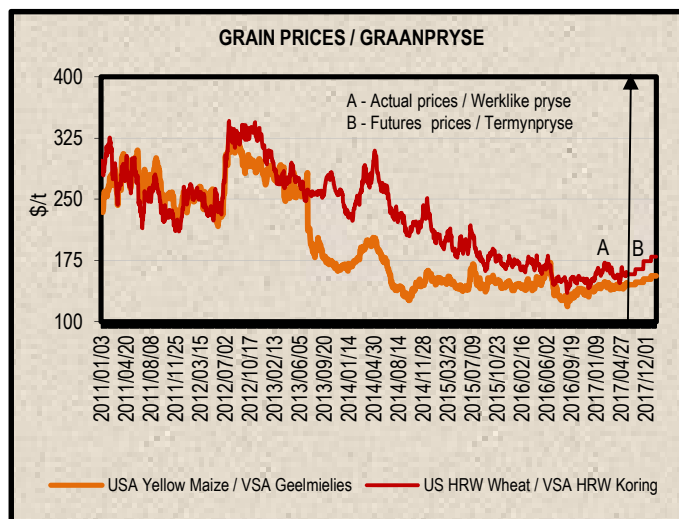
6. IMPORT TARIFF ON WHEAT (b)*
6. INVOERTARIEF OP KORING (b)*

US No2 HRW fob (Gulf)	2017/04/25	2017/05/02	2017/05/09	2017/05/16	2017/05/23	VSA No2 HRW vab (Golf)
RSA Initial Reference Price						RSA Oorspronklike Verwysingsprys
Base price (\$/t)	191.33	191.33	191.33	191.33	191.33	Basis prys (\$/t)
Weekly price (\$/t) (IGC)	189.00	206.00	198.00	196.00	200.00	Weeklikse prys (\$/t) (IGC)
3 Weeks moving average (\$/t)	190.33	194.67	197.67	200.00	198.00	3 Weke skuiwende gemiddeld (\$/t)
Number of weeks that the deviation is more than \$10						Aantal weke wat die afwyking meer as \$10 is
Deviation from base price (\$/t)	1.00	-3.34	-6.34	-8.67	-6.67	Afwyking van basisprys (\$/t)
Calculated Duty on wheat (\$/t)	103.67	99.33	96.33	94.00	96.00	Berekende Reg op koring (\$/t)
Calculated Duty on wheat (R/t)	1353.89	1319.37	1316.38	1232.31	1274.53	Berekende Reg op koring (R/t)
R/\$ Exchange rate	13.0596	13.2827	13.6653	13.1097	13.2763	R/\$ Wisselkoers
Tariff Gazetted 2017/03/31 (R/t)	R 1 190.20					Tarief gepubliseer 2017/03/31 (R/t)

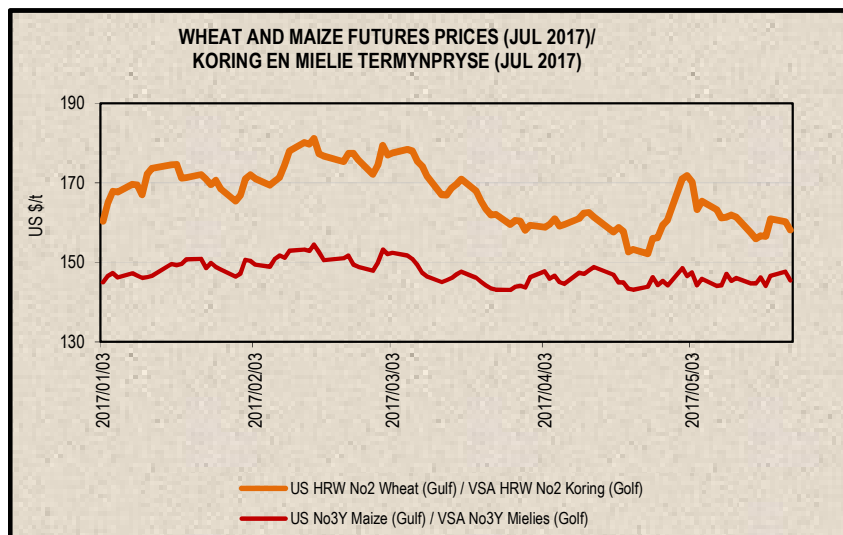
7. PRICES – INTERNATIONAL (US\$/t)

7. PRYSE - INTERNASIONAAL (VSA\$/t)

FOB (US\$/t)	Export Quotations/ Uitvoerkwotasie (b)(e)(f)				VAB (VSA\$/t)
	2017/05/23	2017/05/16	2017/05/09	2017/05/02	
US No 2 HRW Wheat (Gulf)	200.00	196.00	198.00	206.00	VSA No 2 HRW Koring (Golf)
US DNS Wheat 14% PNW	255.00	248.00	247.00	253.00	VSA DNS Koring 14% PNW
Argentine Wheat (Up River)	188.00	190.00	188.00	189.00	Argentynse Koring (Up River)
EC (France) Wheat (grade 1)	187.00	186.00	185.00	192.00	EU (Frankryk) Koring (graad 1)
EC (Germany) B Quality Wheat	198.00	195.00	193.00	196.00	EU (Duitsland) B Kwaliteit Koring
Black Sea Milling Wheat	186.00	186.00	186.00	187.00	Swart See Maalkoring
US No 3Y Maize (Gulf)	160.00	158.00	158.00	159.00	VSA No3Y Mielies (Golf)
Argentine Maize (Up River)	161.00	161.00	162.00	163.00	Argentynse Mielies (Up River)
US Sorghum (Gulf)	179.00	175.00	173.00	175.00	VSA Sorghum (Golf)
Argentine Sorghum (Up River)	154.00	154.00	154.00	159.00	Argentynse Sorghum (Up River)
US Soybeans (Gulf)	365.00	375.00	371.00	366.00	VSA Sojabone (Gulf)
Argentine Soybeans (Up River)	360.00	368.00	362.00	358.00	Argentynse Sojabone (Up River)
Canadian Canola	428.00	422.00	422.00	416.00	Kanadese Canola
Argentine Groundnuts Runners 40/50	1421.00	1431.00	1441.00	1431.00	Argentynse Grondbone 40/50 Runners
US Groundnuts Runners 40/50 shelled	1581.00	1581.00	1581.00	1581.00	VSA Grondbone 40/50 Runners uitgedop
Australian Malting Barley (South. Cross Malt)	196.00	191.00	186.00	186.00	Australiese Moutgars (South. Cross Malt)



Futures prices (US\$/t) / Termynpryse (VSA\$/t) (c)(d) (2017/05/23)							
Commodity	Jul-17	Sep-17	Dec-17	Mar-18	May-18	Jul-18	Kommoditeit
US No3 Yellow maize	145.43	148.42	152.59	156.45	158.89	160.86	VSA No3 Geelmielies
US No2 HRW wheat	158.14	164.68	174.16	179.90	183.79	187.54	VSA No2 HRW koring
US Soybeans	348.40	348.33	n/a	352.45	354.06	356.41	VSA Sojabone



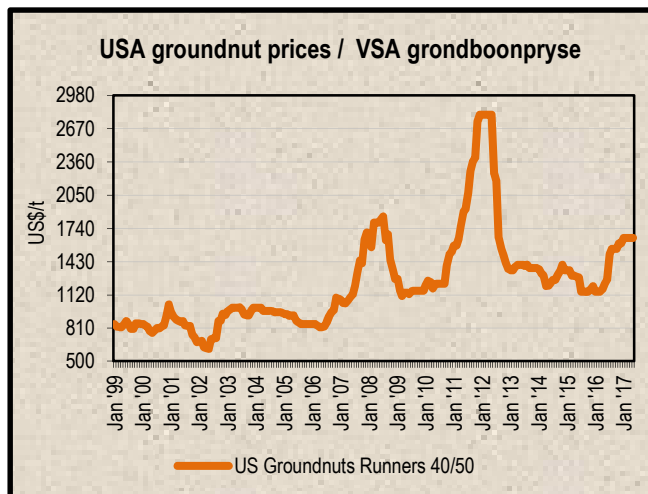
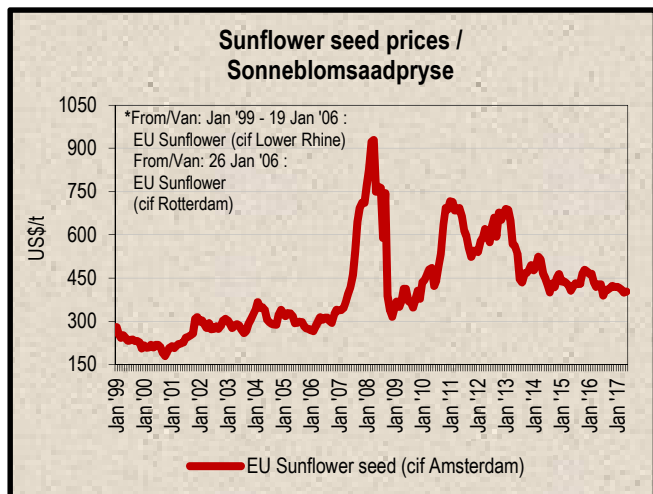
8. LOWEST REPRESENTATIVE ASKING PRICES
(US\$/t)(e)(f)(Prices of previous week)

8. LAAGSTE VERTEENWOORDIGENDE PRYSE GEVRA
(Pryse van vorige week)(VSA\$/t)(e)(f)

US\$/t	2017/05/18	2017/05/11	Change/ Verandering	VSA\$/t
Soybeans, Brazil, c.i.f. Rotterdam	391	396	-1.3%	Sojabone, Brasilië, k.a.v. Rotterdam
Soybeans, USA, c.i.f. Rotterdam	391	393	-0.5%	Sojabone, VSA, k.a.v. Rotterdam
Groundnuts, USA Runners 40/50*	1650	1650	0.0%	Grondbone, VSA Runners 40/50*
Groundnuts, Argentine Runners 40/50*	1490	1500	-0.7%	Grondbone, Argentynse Runners 40/50*
Groundnut-oil, c.i.f. Rotterdam	1550	1550	0.0%	Grondboon-olie, k.a.v. Rotterdam
Sunflower seed, EU c.i.f. Amsterdam	403	405	-0.5%	Sonneblomsaad, EU k.a.v. Amsterdam
Sunflower-oil, EU (fob) N.W. Europe	802	800	0.3%	Sonneblom-olie, EU (vab) N.W. Eur.
Rapeseed, Europe, 00, c.i.f. Hamburg	435	431	0.9%	Raapsaad, Europa, 00, k.a.v. Hamburg

* Shelled, c.i.f. Rotterdam

* Uitgedop k a v Rotterdam



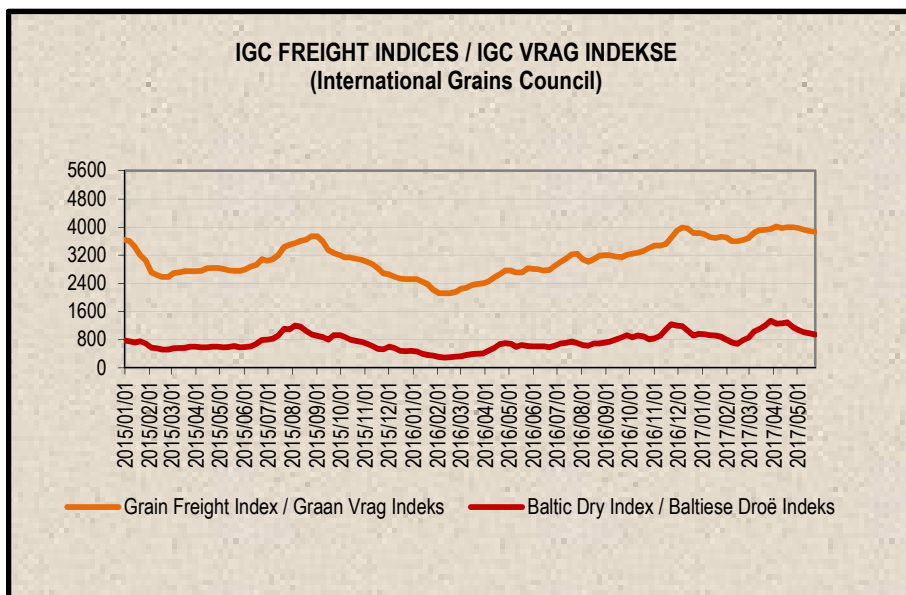
9. IGC FREIGHT INDICES (b)

9. IGC VRAG INDEKSE (b)

IGC FREIGHT INDICES / IGC VRAG INDEKSE							
	2017/04/18	2017/04/25	2017/05/02	2017/05/09	2017/05/16	2017/05/23	
Grain Freight Index*	3998	3998	3969	3920	3891	3862	Graan Vrag Indeks*
Baltic Dry Index	1294	1154	1073	1007	980	949	Baltiese Droë Indeks

* IGC Grain Freight Index represents 15 major grain routes, including five from the United States of America, and two each from other main exporting nations (including Argentina, Black Sea, Europe and Canada); with base an average of the four weeks ending 11 May 2005 = 6000. The updated indices will be available on Thursdays on SAGIS' website.

* IGC Graan Vrag Indeks verteenwoordig 15 hoof graanroetes, insluitende vyf vanaf die Verenigde State van Amerika, en twee elk van ander hoof uitvoermasies (insluitende Argentinië, Swart See, Europa en Kanada); met basis 'n gemiddeld van die vier weke geëindig 11 Mei 2005 = 6000. Die opgedateerde indekse sal Donderdae op SAGIS se webwerf beskikbaar.



10. IMPORT PARITY PRICES – SUMMER GRAINS (b)

10. INVOERPARITEITPRYSE - SOMERGRANE (b)

INVOERPARITEITPRYSE VAN SOMERGRANE (BTW UITGESLT)				2017/05/25			IMPORT PARITY PRICES OF SUMMER GRAINS (VAT EXCL)			
ITEM	Nota/ Note	Mielies/Maize	Mielies/Maize	Sorghum	Sorghum	Sorghum	ITEM			
		VSA/ USA Golf/Gulf (no.3Y) \$/t	Argentynse/ Argentine Up River \$/t	VSA/ USA Golf/Gulf \$/t	Argentynse/ Argentine Up River \$/t	Australiese/ Australian Brisbane \$/t				
Internasionale VAB pryse	a	160.00	161.00	179.00	154.00	226.00	International FOB prices			
Vraggeld	b	32.00	21.00	32.00	21.00	15.00	Freight Rates			
Assuransie (0.3% van VAB)		0.48	0.48	0.54	0.46	0.68	Insurance (0.3% of FOB)			
1 KOSTE, ASSURANSIE EN VRAG (KAV) \$/T		192.48	182.48	211.54	175.46	241.68	1 COST, INSURANCE AND FREIGHT (CIF) \$/T			
R/\$ Wisselkoers op: 2017/05/23	<i>Omskakel na R/t</i>	13.2763	13.2763	13.2763	13.2763	13.2763	<i>Converted to R/t</i>			
2 KOSTE, ASSURANSIE EN VRAG (KAV) R/t		2555.42	2422.66	2808.47	2329.46	3208.62	2 COST, INSURANCE AND FREIGHT (CIF) R/t			
Finansieringskoste	c	22.05	20.91	24.24	20.10	27.69	Financing cost			
3 KOSTE, ASSURANSIE, VRAG EN FINANSIERING R/t		2577.47	2443.57	2832.71	2349.56	3236.31	3 COST, INSURANCE, FREIGHT AND FINANCING R/t			
Afalaikoste:	d, e						Discharging cost:			
- Kaapstad		122.93	122.93	n/a	n/a	n/a	- Cape Town			
- Durban		163.11	163.11	170.37	170.37	170.37	- Durban			
Invoertarif	f	0.00	0.00	71.29	61.34	90.01	Import Tariff			
4 VRY OP SPOOR (VOS) R/t		2700.40	2566.50	n/a	n/a	n/a	4 FREE ON RAIL (FOR) R/t			
- Kaapstad		2740.58	2606.68	2904.00	2410.90	3326.32	- Cape Town			
- Durban							- Durban			
Spoorvragkoste	g	246.10	246.10	246.10	246.10	246.10	Railage cost			
- Durban na Randfontein							- Durban to Randfontein			
5 GELEWER:							5 DELIVERED:			
- Durban na Randfontein R/ton		2986.68	2852.78	3150.10	2657.00	3572.42	- Durban to Randfontein R/ton			

Notas/Notes:

a Bron van pryse en vraggeld : IGC GMI
Source of prices and freight rates: IGC GMI

2017/05/23

Termyin / Term	US\$/ton (VAB/FOB)	Vraggeld/Freight Rate:	US\$/ton
Mielies/Maize: VSA/USA (Golf/Gulf No.3Y)	160.00	US Golf / Gulf	32.00
Mielies/Maize: Argentinië/Argentina (Up River)	161.00	Argentinië / Argentina	21.00
Sorghum: VSA/USA (Golf / Gulf Milo)	179.00	Australië/Australia	15.00
Sorghum: Argentinië/Argentina (Up River)	154.00		
Sorghum: Australië/Australia (Brisbane)	226.00		

b Vraggeld: bereken vir vragte van +/- 20 000 - 30 000t / Freight rates: calculated for freights of +/- 20 000 - 30 000t

c Finansieringskoste: 30 000t @ KAV @ primakoers vir 30 dae. Bron/Source: SARB 10.50% 2016/03/18
Financing cost: 30 000t @ CIF @ prime rate for 30 days.

d Afalaikoste / Discharging costs (R/ton):

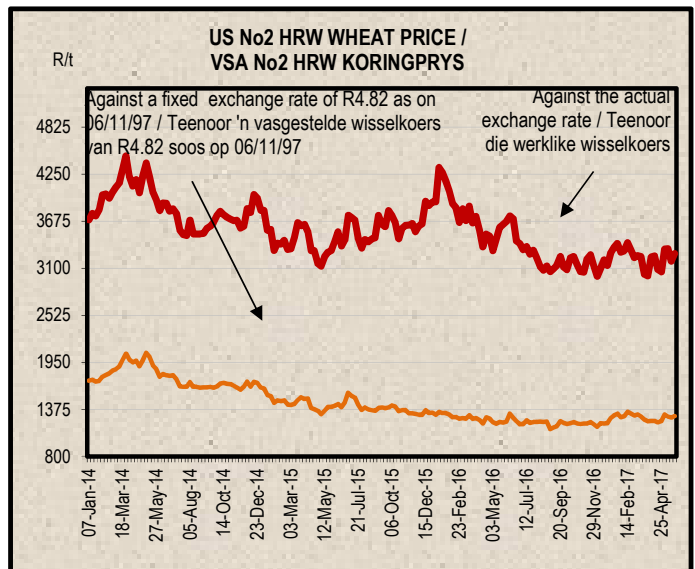
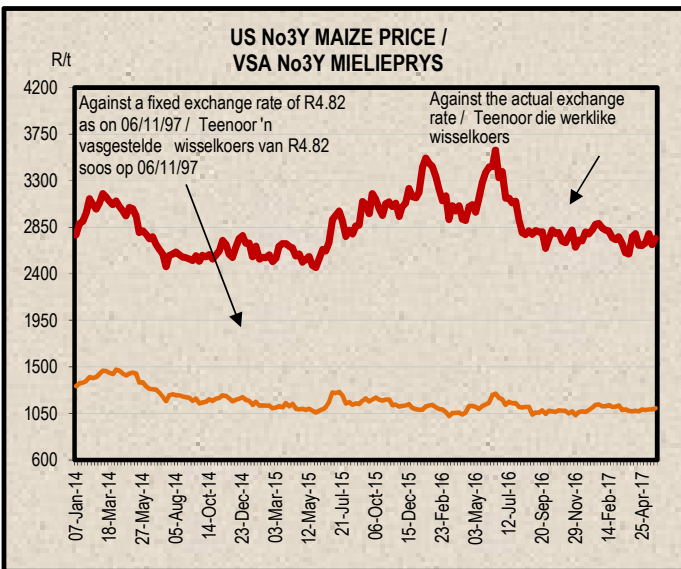
	Mielies/Maize:	Sorghum
Kaapstad / Cape Town:	122.93	n/a
Durban:	163.11	170.37

Bron / Source: Hull Blyth

e Ingesluit: Kaai gelde, hantering, kaaibesig, agente/dokumentasie, logistiek & opnames (inspeksie van skeepsvrag) / Included: Wharfage, handling, wharf supervision, agent/documentation, logistic & survey (inspection of shipload).
Uitgesluit: Gesondheidsinspeksie, -skeepsagentskapfooi, strookbetingsfooi vir GMO, opbergskoste asook BTW en invoerbelasting / Excluded: Health inspection fee, Ship agency fee, strip testing fees for GMO, storage costs as well as VAT and import duty.
N.B: Stegs 'n aanduiding, aangesien koste van opname beding kan word / N.B: Indication only, as cost of survey can be negotiated.

f Invoertarif / Import Tariff:
Mielies/Maize = Vry / Free
Sorghum = 3% op VAB / on FOB

g Neem asb. kennis dat 'n verandering in Spoorwet se spoorvrag op 1 April 2016 plaasgevind het na R246.10.
Please take note that there was a change in Spoorwet railage cost on 1 April 2016 to R246.10.



11. IMPORT PARITY PRICES – WINTER CEREALS (b)

11. INVOERPARITEITPARYSE - WINTERGRANE (b)

INVOERPARITEITPRYSSE VAN WINTERGRANE (BTW UITGESLT)		2017/05/25						IMPORT PARITY PRICES OF WINTER CEREALS (VAT EXCL)	
ITEM	Nota/ Note	Koring/Wheat	Koring/Wheat	Koring/Wheat	Koring/Wheat	Gars/Barley	Gars/Barley	ITEM	
		VSA/ USA Golf/Gulf HRW	VSA/ USA PNW DNS	Argentynse/ Argentine Up River Trigo Pan	EU Duitsland/ Germany B kwaliteit/ quality	Australiese/ Australian Fremantle Mout/Malting	Frans/ French Rouen Mout/Malting		
Internasionale VAB pryse	a	200.00	255.00	188.00	198.00	196.00	221.00 *	International FOB prices	
Vraggeld	b	32.00	32.00	21.00	20.00	16.00	21.00	Freight Rates	
Assuransie (0.3% van VAB)		0.60	0.77	0.56	0.59	0.59	0.66	Insurance (0.3% of FOB)	
1 KOSTE, ASSURANSIE EN VRAG (KAV) \$/T		232.60	287.77	209.56	218.59	212.59	242.66	1 COST, INSURANCE AND FREIGHT (CIF) \$/T	
<i>Omskakel na R/t</i>								<i>Converted to R/t</i>	
R/\$ Wisselkoers op: 2017/05/23		13.2763	13.2763	13.2763	13.2763	13.2763	13.2763	R/\$ Exchange rate on: 2017/05/23	
2 KOSTE, ASSURANSIE EN VRAG (KAV) R/t		3088.07	3820.52	2782.18	2902.07	2822.41	3221.63	2 COST, INSURANCE AND FREIGHT (CIF) R/t	
Finansieringskoste	c	26.65	32.97	24.01	25.05	24.36	27.80	Financing cost	
3 KOSTE, ASSURANSIE, VRAG EN FINANSIERING R/t		3114.72	3853.49	2806.19	2927.12	2846.77	3249.43	3 COST, INSURANCE, FREIGHT AND FINANCING R/t	
Afvaakoste	d, e							Discharging cost	
3.1 Kaapstad (Hoofsaaklik kaaihykraan metode)		124.02	124.02	124.02	124.02	157.11	157.11	3.1 Cape Town (Mainly shore cranes method)	
3.2 Durban (Hoofsaaklik suig-in-silo metode)		163.11	163.11	163.11	163.11	170.37	170.37	3.2 Durban (Mainly suction into silo method)	
Invoertarif op koring	f	1190.20	1190.20	1190.20	1190.20	0.00	0.00	Import Tariff on wheat	
4 VRY OP SPOOR (VOS) R/t								4 FREE ON RAIL (FOR) R/t	
4.1 Kaapstadhawe		4428.94	5167.71	4120.41	4241.34	3003.88	3406.54	4.1 Cape Town Harbour	
4.2 Durbanhawe		4468.03	5206.80	4159.50	4280.43	3017.14	3419.80	4.2 Durban Harbour	
Spoorvragkoste	g							Railage cost	
- Kaapstad na Paarl		85.60	85.60	85.60	85.60	n/a	n/a	- Cape Town to Paarl	
- Durban na Randfontein		246.10	246.10	246.10	246.10	246.10	246.10	- Durban to Randfontein	
5 GELEWER:								5 DELIVERED:	
- Kaapstad na Paarl R/ton		4514.54	5253.31	4206.01	4326.94	n/a	n/a	- Cape Town to Paarl R/ton	
- Durban na Randfontein R/ton		4714.13	5452.90	4405.60	4526.53	3263.24	3665.90	- Durban to Randfontein R/ton	

Notas/Notes: 2017/05/23

a Bron van pryse en vraggeld : IGC GM
Source of prices and freight rates : IGC GMI

Termyn / Term	VAB/FOB US\$/ton	Vraggeld / Freight Rate: US\$/ton	Gars/Barley = US\$ + 1
Jun 2017	200.00	US (Golf / Gulf)	32.00
Jun 2017	255.00	Argentinië / Argentine (Upriver)	21.00
Mei/May 2017	188.00	EEC (Bordeaux Hamburg)	20.00
Mei/May 2017	198.00	Australië / Australia (Eastern)	15.00
Mei/May 2017	196.00		16.00
Mei/May 2017	221.00		

b Vraggeld: bereken vir vragte van +/- 20 000 - 30 000t / Freight rates: calculated for freights of +/- 20 000 - 30 000t.

c Finansieringskoste: 30 000t @ KAV @ primakoers vir 30 dae. Bron/Source: SARB 10.50% 2016/03/18
Financing cost: 30 000t @ CIF @ prime rate for 30 days.

d Afvaakoste / Discharging cost (R/ton):

	Koring/Wheat	Gars/Barley
Kaapstad /		
Cape Town:	124.02	157.11
Durban:	163.11	170.37

Bron / Source: Hull Blyth

e Ingesluit: Kaaigelde, hantering, kaaibesig, agente/dokumentasie, logistiek & opnames (inspeksie van skeepsvrage).
Included: Wharfrage, handling, wharf supervision, agent/documentation, logistic & survey (inspection of shipload).
Uitgesluit: Gesondheidsinspeksie-, skeepsagentskapfooi, strookbetsingsfooi vir GMO, opebergingskoste asook BTW en invoerbelasting.
Excluded: Health inspection fee, Ship agency fee, strip testing fees for GMO, storage costs as well as VAT and import duty.
N.B: Slegs 'n aanduiding, aangesien koste van opname beding kan word / N.B: Indication only, as cost of survey can be negotiated.

f Invoertarif / Import Tariff:
Koring/Wheat = R1190.20 p/ton
Gars/Barley = Vry/Free

g Neem asb. Kennis dat Spoorwet se spoorvrag op 1 April 2016 verander het soos volg:
Kaapstad na Paarl R85.60 en Durban na Randfontein R246.10.
Please take note that on 1 April 2016 Spoorwet railage cost changed as follows:
Cape Town to Paarl R85.60 and Durban to Randfontein R246.10.

* Prys laaste ontvang / Price last received: 2017-04-25.

12. IMPORT PARITY PRICES – OIL SEEDS (b)(e)(f)

12. INVOERPARITEITPRYSE - OLIESADE (b)(e)(f)

INVOERPARITEITPRYSE VAN OLIESADE (BTW UITGESLT)		2017-05-25							IMPORT PARITY PRICES OF OIL SEEDS (VAT EXCL)	
ITEM	Nota/ Note	Sojabone/ Soybeans	Sojabone/ Soybeans	Sojabone/ Soybeans	Sonneblom/ Sunflower	Canola	Grondbone/ Groundnuts	Grondbone/ Groundnuts	ITEM	
		VSA/ USA Golf/Gulf	Argentynse/ Argentine Up River	Brazilië/ Brazil Paranagua	EU Franse/ French Bordeaux	Kanadese/ Canadian Vancouver	Argentynse/ Argentine Raw Runners 40/50	VSA/ USA Raw Runners 40/50		
Internasionale VAB pryse	a	\$/t 365.00	\$/t 360.00	\$/t 367.00	\$/t 408.00	\$/t 428.00	\$/t 1421.00 *	\$/t 1581.00 *	International FOB prices	
Vraggeld	b	32.00	21.00	21.00	20.00	30.00	69.00	32.00	Freight Rates	
Assuransie (0.3% van VAB)		1.10	1.08	1.10	1.22	1.28	4.26	4.74	Insurance (0.3% of FOB)	
1 KOSTE, ASSURANSIE EN VRAG (KAV) \$/T Omskakel na R/t R/\$ Wisselkoers op: 2017/05/23		398.10	382.08	389.10	429.22	459.28	1494.26	1617.74	1 COST, INSURANCE AND FREIGHT (CIF) \$/T Converted to R/t R/\$ Exchange rate on: 2017/05/23	
2 KOSTE, ASSURANSIE EN VRAG (KAV) R/t		13.2763 R/t	13.2763 R/t	13.2763 R/t	13.2763 R/t	13.2763 R/t	13.2763 R/t	13.2763 R/t	2 COST, INSURANCE AND FREIGHT (CIF) R/t	
3 KOSTE, ASSURANSIE, VRAG EN FINANSIERING R/t	c	5285.30	5072.61	5165.81	5698.45	6097.54	19838.24	21477.60	3 COST, INSURANCE, FREIGHT AND FINANCING R/t	
Finansieringskoste		45.61	43.78	44.58	49.18	52.62	171.21	185.35	Financing cost	
4 VRY OP SPOOR (VOS) R/t Durban	d, e	5330.91	5116.39	5210.39	5747.63	6150.16	20009.45	21662.95	4 FREE ON RAIL (FOR) R/t Durban	
Aflaakoste: Durban	f	170.37	170.37	170.37	268.74	170.37	579.41	579.41	Discharging cost: Durban	
Invoertarif:		387.67	382.36	389.79	0.00	568.23	1886.56	2098.98	Import Tariff:	
5 GELEWER: - Durban na Randfontein R/ton	g	5888.95	5669.12	5770.55	6016.37	6888.76	22475.42	24341.34	5 DELIVERED: - Durban to Randfontein R/ton	
		246.10	246.10	246.10	246.10	246.10	-	-	Railage cost - Durban to Randfontein	
		6135.05	5915.22	6016.65	6262.47	7134.86	-	-		

Notas/Notes:

a Bron van pryse en vraggeld / Source of prices and freight rates : IGC (GMI), Geogalos Peanut World & Oilworld
2017/05/23

Termyn / Term	US\$/ton (VAB/FOB)	Vraggeld/Freight Rate:	US\$/ton
Sojabone/Soybeans: VSA/USA (Golf/Gulf)	Jun 2017 365.00	US Golf / Gulf	32.00
Sojabone/Soybeans: Argentinië/Argentina (Up River)	Mei/May 2017 360.00	Argentinië / Argentina	21.00
Sojabone/Soybeans: Brazilië/Brazil (Paranagua)	Jun 2017 367.00	EEC (Bordeaux/Hamburg)	20.00
Sonneblom/Sunflower: EU Frankryk/France (Bordeaux)	Jul 2017 408.00	Kanada/Canada (North Pacific)	30.00
Canola: Kanada/Canada (Vancouver)	Mei/May 2017 428.00	Grondbone/Groundnuts (ARG)	69.00
Grondbone/Groundnuts: Argentinië/Argentina (Raw Runner 40/50)	Jul 2017 1421.00		
Grondbone/Groundnuts: VSA/USA (Runners 40/50)	Mei/May 2017 1581.00		

b Vraggeld: bereken vir vragte van +/- 20 000 - 30 000t / Freight rates: calculated for freights of +/- 20 000 - 30 000t

c Finansieringskoste: 30 000t @ KAV @ primakoers vir 30 dae. Bron/Source: SARB 10.50% 2016/03/18
Financing cost: 30 000t @ CIF @ prime rate for 30 days.

d Aflaakoste / Discharging costs (R/ton):

	Sojabone/ Soybeans	Sonneblom/ Sunflower	Canola	Grondbone/ Groundnuts
Durban:	170.37	268.74	170.37	579.41

e Aflaakoste / Discharging fees:

Ingesluit: Kaaigelde, hantering, kaaioesig, agente/dokumentasie, logistiek & opnames (inspeksie van skeepsvrag) /
Included: Wharfage, handling, wharf supervision, agent/documentation, logistic & survey (inspection of shipload).
Uitgesluit: Gesondheidsinspeksie-, skeepagentskapfooi, strooktoetsingsfooi vir GMO, opbergingskoste asook BTW en invoerbelasting /
Excluded: Health inspection fee, Ship agency fee, strip testing fees for GMO, storage costs as well as VAT and import duty.

N.B: Slegs 'n aanduiding, aangesien koste van opname beding kan word / N.B: Indication only, as cost of survey can be negotiated.

f Invoertarif / Import Tariff:

Sojabone/Soybeans = 8% op VAB / on FOB
Sonneblom/Sunflower = Vry / Free
Canola = 10% op VAB / on FOB
Grondbone/Groundnuts = 10% op VAB / on FOB

g Neem asb. Kennis dat Spoorwet se spoorvrag op 1 April 2016 verander het na R246.10.

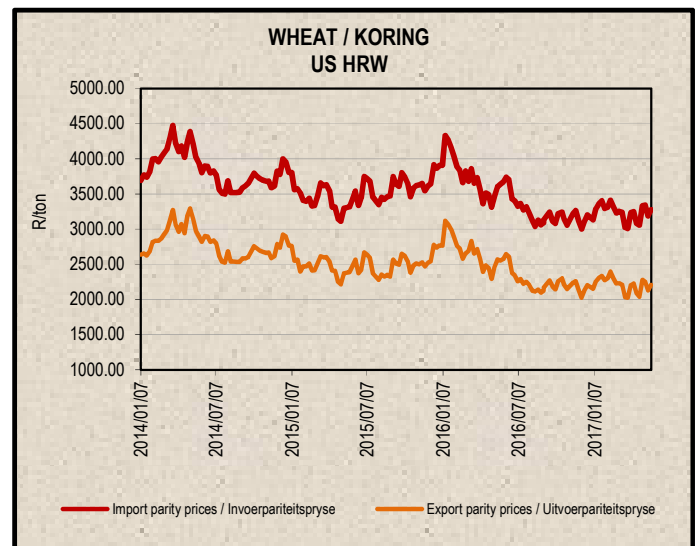
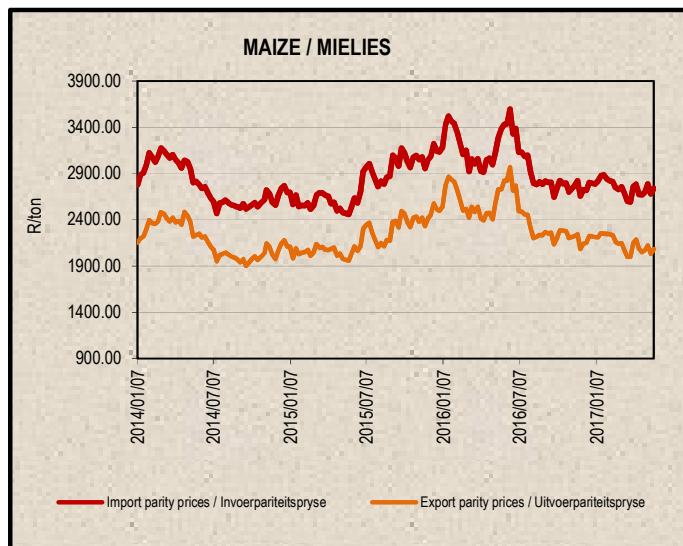
Please take note that on 1 April 2016 Spoorwet railage cost changed to R246.10.

* Kwotasies is k.a.v. pryse. VAB pryse dus berekende pryse (kav minus vraggeld) / Quotes are c.i.f. prices. FOB prices are therefore calculated prices (cif minus freight rates).

13. EXPORT PARITY PRICES (b)

13. UITVOERPARITEITPRYSE (b)

INDICATIVE EXPORT PARITY PRICES				2017/05/25		AANDUIDENDE UITVOERPARITEITSPRYSE
	US No3Y Maize/ Mielies Gulf/Golf (b)	US HRW Wheat/Koring Gulf/Golf (b)	US DNS 14% Wheat/Koring PNW (b)	Argentine Raw Runner 40/50 Groundnuts/ Grondbone (f)		Hierdie is slegs 'n voorbeeld van hoe 'n uitvoerpariteitsprys bereken kan word - dit kan varieer volgens behoefte
	Jun 2017	Jun 2017	Jun 2017	Jul 17		
This is only an example of how an export parity price can be calculated - it can vary according to need						
FOB Gulf value (\$/t)	160.00	200.00	255.00	1421.00		VAB Golfwaarde (\$/t)
Difference in quality and locality of SA ¹ Maize: Plus US\$10 (\$/t)	\$10.00					Kwaliteits- en liggingsverskil van SA ¹ Mielies: Plus VS\$10 (\$/t)
Groundnuts: Less 3,5% of fob value				96,5%		Grondbone: Min 3,5% van vab waarde
SA fob price (\$/t)	170.00	200.00	255.00	1371.27		SA vab prys (\$/t)
Exchange rate (1\$=): (2017/05/23)	13.2763	13.2763	13.2763	13.2763		Wisselkoers (1\$=): (2017/05/23)
FOB Gulf value (R/t)	2256.97	2655.26	3385.46	18205.39		VAB Golfwaarde (R/t)
Marketing costs:						Bemerkings koste:
Financing (Prime rate 10.50% - 30 days) (R/t)	19.48	22.92	29.22	157.12		Finansieringskoste (Primakoers 10.50% - 30 dae) (R/t)
Railage: ² Randfontein – Durban harbour	246.10	246.10	246.10	-		Spoorvrag: ² Randfontein – Durbanhawe
Loading costs: (R/t) ³ Durban Harbour (Mainly spout method)	151.88	163.20	163.20	467.13		Oplaaikoste: (R/t) ³ Durbanhawe (Hoofsaaklik tregter metode)
EXPORT REALISATION (R/t):						UITVOER REALISASIE (R/t):
Randfontein	1839.51	2223.04	2946.94	17581.14		Randfontein
<i>Difference in quality and locality of SA (As requested by the industry)</i>			1			<i>Kwaliteits- en liggingsverskil van SA (Soos deur die bedryf versoek)</i>
<i>As from 14 June 2012, the discount/rebate will no longer be used to calculate the export parity price on US HRW and a new calculation will be added for US DNS, also without the discount/rebate.</i>						<i>Vanaf 14 Junie 2012 sal die diskonto/premie nie meer gebruik word by die berekening van die uitvoerpariteitprys van US HRW nie en 'n nuwe berekening word nou vir US DNS gedoen, ook sonder diskonto/premie.</i>
<i>Railage costs: Please take note that on 1 April 2016 Spoornet railage cost changed to R246.10.</i>			2			<i>Spoorvrag koste: Neem asb. Kennis dat Spoornet se spoorvrag op 1 April 2016 verander het na R246.10.</i>
<i>Loading costs, received from Hull Blyth: Included: Cargo dues, handling, wharf supervision, agency/documentation, logistics & surveys (inspection of cargo). Excluded: Ship agent fees, health & PPECB inspections, storage facility & transport costs to storage facility, VAT & duties.</i>			3			<i>Oplaaikoste, ontvang van Hull Blyth: Ingesluit: Kaaigelde, hantering, kaaitoesig, agente/dokumentasie, logistiek & opnames (inspeksie van skeepsvrag) Uitgesluit: Skeepsagentskaps-, inspeksie-, opbergings- en vervoerkoste na opbergingsfasiliteit, BTW & invoerbelasting.</i>



14. WEATHER

For local weather, please follow the link below:
www.weathersa.co.za

14. WEER

Vir plaaslike weer, volg asseblief die onderstaande skakel:
www.weathersa.co.za

15. SUNDRIES (g)

15. DIVERSE (g)

RSA GRAIN & OILSEED POSITION / RSA GRAAN & OLIESAAD POSISIE

		White Maize / Witmielies	Yellow Maize / Geelmielies	Total Maize / Totaal Mielies	Barley / Gars	Oats / hawer	Wheat / Koring
From:		2016/05	2016/05	2016/05	2016/10	2016/10	2016/10
Until:		2017/04	2017/04	2017/04	2017/04	2017/04	2017/04
Opening stock / beginvoorraad		1 307 867	1 163 200	2 471 067	169 892	15 346	827 232
Deliveries / Lewerings	(a)	3 550 461	3 909 690	7 460 151	352 146	54 750	1 843 550
Imports / Invoere		648 885	1 592 599	2 241 484	37 339	13 231	468 136
Utilisation / Aanwending	(b)	4 327 563	5 757 657	10 085 220	231 773	40 571	1 807 879
Exports / Uitvoere		611 789	414 478	1 026 267	18315	0	70 165
Sundries / Diverse	(c)	-35 403	-91	-35 494	-4620	11	121
Unutilised stock/ Onaangewende voorraad		603 264	493 445	1 096 709	313 909	42 745	1 260 753

		Sorghum	Canola	Groundnuts / Grondbone	Soybeans / Sojabone	Sunflower / Sonneblom
From:		2017/03	2016/10	2017/03	2017/03	2017/03
Until:		2017/04	2017/04	2017/04	2017/04	2017/04
Opening stock / beginvoorraad		35 238	16 386	8 253	84 792	163 086
Deliveries / Lewerings	(a)	4 143	103 989	8 476	697 074	269 921
Imports / Invoere		55 867	0	7 497	7 352	0
Utilisation / Aanwending	(b)	24 790	68 062	8 755	116 369	101 023
Exports / Uitvoere		1 138	0	35	127	50
Sundries / Diverse	(c)	1 804	-960	3	-1 000	-7 530
Unutilised stock/ Onaangewende voorraad		67 516	53 273	15 433	673 722	339 464

Notes:

- (a) Deliveries directly from farms. / Lewerings direk vanaf plase.
 (b) Includes withdrawn by farmers, end-consumers and seed (d). / Ingesluit onttrekking deur produsente, eindverbruikers en saad vir plantdoeleindes (d).
 (c) Includes surplus and shortages. / Ingesluit surplusse en tekorte.
 (d) Seed: No seed information for maize and sorghum. / Saad: Geen saad inligting vir mielies en sorghum nie.

Sources /Bronne:

(a) = Safex; (b) = International Grains Council; (c) = CBOT; (d) = KCBT;
 (e) = Oil World; (f) = Geogal's Peanut World; (g) = SAGIS.

* Formula according to ITAC (International Trade Administration Commission of South Africa)/
 Formule volgens ITAC (International Trade Administration Commission of South Africa)

SAGIS
 Nico Hawkins
 General Manager / Hoofbestuurder

Indemnity/Vrywaring: Although everything has been done to ensure the accuracy of the information, neither SAGIS nor any of its directors or employees takes any responsibility for actions or losses that might occur as a result of the usage of this information. / Alhoewel alles gedoen is om te verseker dat die inligting korrek is, aanvaar nie SAGIS of enige van sy direkteure of werknemers verantwoordelikheid vir enige aksies of verliese as gevolg van die inligting wat gebruik is nie.