

**SAGIS WEEKLY BULLETIN / SAGIS WEEKLIKSE BULLETIN**

1. Producer Deliveries (ton):			1. Produsentelewerings (ton):	
Commodity	Latest week/ Jongste week: 22 - 28 Apr 2017	Total: current marketing year/ Totaal: huidige bemarkingsjaar	Total: same period previous marketing year/ Totaal: selfde periode vorige bemarkingsjaar	Kommoditeit
White maize	67 746	3 514 406	4 743 262	Witmielies
Yellow maize	61 905	3 882 972	4 849 440	Geelmielies
Total: maize	129 651	7 397 378	9 592 702	Totaal: mielies
Wheat	1 506	1 846 457	1 379 140	Koring

2. Imports (ton):			2. Invoere (ton):	
2.1 Imports for RSA			2.1 Invoere vir RSA	
Commodity	Latest week/ Jongste week: 22 - 28 Apr 2017	Total: current marketing year/ Totaal: huidige bemarkingsjaar	Total: same period previous marketing year/ Totaal: selfde periode vorige bemarkingsjaar	Kommoditeit
White maize	0	664 529	93 889	Witmielies
Yellow maize	0	1 592 671	1 806 721	Geelmielies
Maize Total	0	2 257 200	1 900 610	Mielies Totaal
Wheat	8 919	461 480	1 160 120	Koring

**Origin of imports / Oorsprong van invoere**

White maize/Witmielies	Yellow maize/Geelmielies	Wheat/Koring
Mexico	Argentina	Argentina
USA	Brazil	Canada
	Romania	Czech Republic
	Ukraine	Germany
	USA	Poland
		Romania
		Russia
		USA

2.2 Imports for other countries			2.2 Invoere vir ander lande	
Commodity	Latest week/ Jongste week: 22 - 28 Apr 2017	Total: current marketing year/ Totaal: huidige bemarkingsjaar	Total: same period previous marketing year/ Totaal: selfde periode vorige bemarkingsjaar	Kommoditeit
White maize	0	248 371	0	Witmielies
Yellow maize	0	11 533	17 524	Geelmielies
Maize Total	0	259 904	17 524	Mielies Totaal
Wheat	0	135 998	150 081	Koring

**Origin of imports / Oorsprong van invoere**

White maize/Witmielies	Yellow maize/Geelmielies	Wheat/Koring
Mexico	Argentina	Argentina
USA	Romania	Canada
		Germany
		Poland
		Romania
		Russia
		USA

**3. Exports (ton):**

**3.1 RSA Exports**

Commodity	Latest week/ Jongste week: 22 - 28 Apr 2017	Total: current marketing year/ Totaal: huidige bemarkingsjaar	Total: same period previous marketing year/ Totaal: selfde periode vorige bemarkingsjaar	Kommoditeit
White maize	9 438	525 079	457 523	Witmielies
Yellow maize	3 164	289 140	211 348	Geelmielies
Maize Total	12 602	814 219	668 871	Mielies Totaal
Wheat	898	60 730	33 912	Koring

**Destination of exports / Bestemming van uitvoere**

White maize/Witmielies	Yellow maize/Geelmielies	Wheat/Koring
Botswana	Botswana	Botswana
Lesotho	Korea	Lesotho
Malawi	Lesotho	Mozambique
Mozambique	Mozambique	Namibia
Namibia	Namibia	Swaziland
Swaziland	Swaziland	Zambia
Zimbabwe	Zambia	Zimbabwe
	Zimbabwe	

**3.2 Imports for Exports**

Commodity	Latest week/ Jongste week: 22 - 28 Apr 2017	Total: current marketing year/ Totaal: huidige bemarkingsjaar	Total: same period previous marketing year/ Totaal: selfde periode vorige bemarkingsjaar	Kommoditeit
White maize	4 790	238 775	0	Witmielies
Yellow maize	0	15 302	12 876	Geelmielies
Maize Total	4 790	254 077	12 876	Mielies Totaal
Wheat	5 353	141 369	146 994	Koring

**Destination of exports / Bestemming van uitvoere**

White maize/Witmielies	Yellow maize/Geelmielies	Wheat/Koring
Lesotho	Angola	Botswana
Mozambique	Namibia	Lesotho
Swaziland	Swaziland	Swaziland
Zimbabwe	Zimbabwe	Zambia
		Zimbabwe

**3. Uitvoere (ton):**

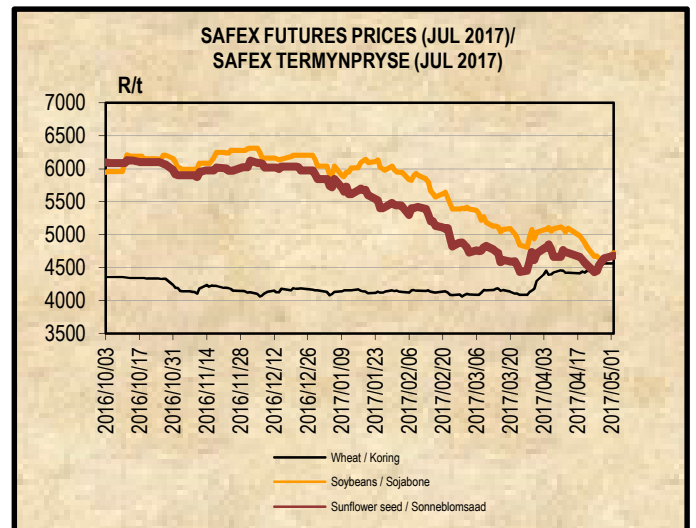
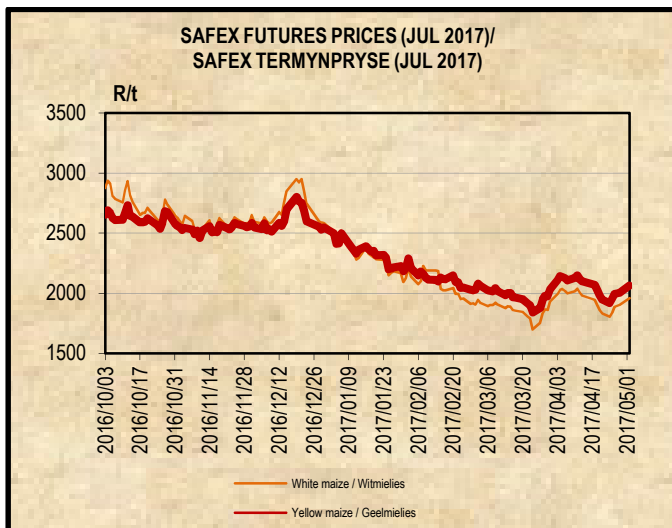
**3.1 RSA Uitvoere**

**3.2 Invoere vir Uitvoere**

**4. DOMESTIC PRICES PER SAFEX (R/t)(a)**

**4. PLAASLIKE PRYSE VOLGENS SAFEX (R/t)(a)**

Commodity	Future Prices / Termynpryse (2017/05/02) R/ton					Kommoditeit
	May-17	Jul-17	Sep-17	Dec-17	Mar-18	
White maize	1966.00	1959.00	2012.00	2087.00	2126.00	Witmielies
Yellow maize	2036.00	2064.00	2112.00	2185.00	2224.00	Geelmielies
Wheat	4530.00	4563.00	4401.00	4225.00	4270.00	Koring
Sunflower	4540.00	4678.00	4800.00	4922.00	4950.00	Sonneblom
Soybeans	4613.00	4723.00	4837.00	4937.00	4950.00	Sojabone
Sorghum	2970.00	3020.00	3100.00	3235.00	3335.00	Sorghum



**5. IMPORT TARIFF ON MAIZE (b)\***
**5. INVOERTARIEF OP MIELIES (b)\***

Derived US No2Y Yellow Maize fob (Gulf) (b)	2017-04-26	2017-04-27	2017-04-28	2017-05-01	2017-05-02	Afgeleide VSA No2Y Geelmielies vab (Golf) (b)
RSA Initial Reference Price	<b>\$110.00</b>					RSA Oorspronklike Verwysingsprys
Base price (\$/t)	117.65	117.65	117.65	117.65	117.65	Basisprys (\$/t)
Daily price (\$/t) (IGC)	158.60	159.60	157.60	162.60	160.60	Daaglikse prys (\$/t) (IGC)
Average of 21 days (\$/t)	160.70	160.65	160.50	160.60	160.50	Gemiddeld van 21 dae (\$/t)
Deviation from base price (\$/t)	-43.05	-43.00	-42.85	-42.95	-42.85	Afwyking van basisprys (\$/t)
Duty on maize (\$/t)	-50.70	-50.65	-50.50	-50.60	-50.50	Reg op mielies (\$/t)
Duty on maize (R/t)	-679.30	-679.94	-678.50	-680.86	-679.09	Reg op mielies (R/t)
R/\$ Exchange rate (average of 21 days)	13.3984	13.4242	13.4356	13.4558	13.4474	R/\$ Wisselkoers (gemiddeld van 21 dae)
<b>Tariff Gazetted 2006/12/08</b>	<b>R0.00/t</b>					<b>Tarief gepubliseer 2006/12/08</b>

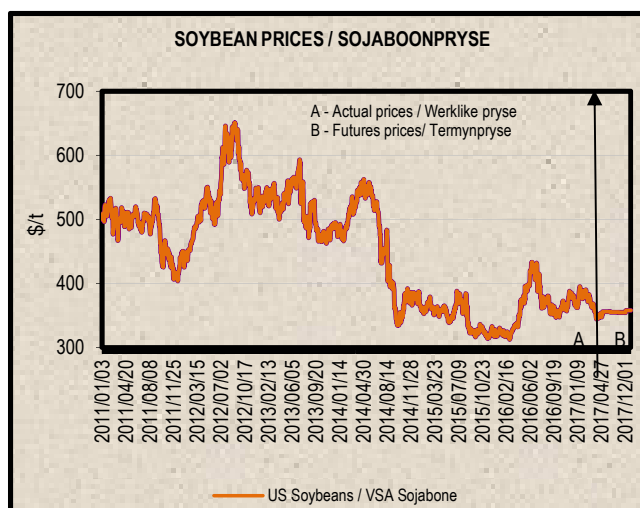
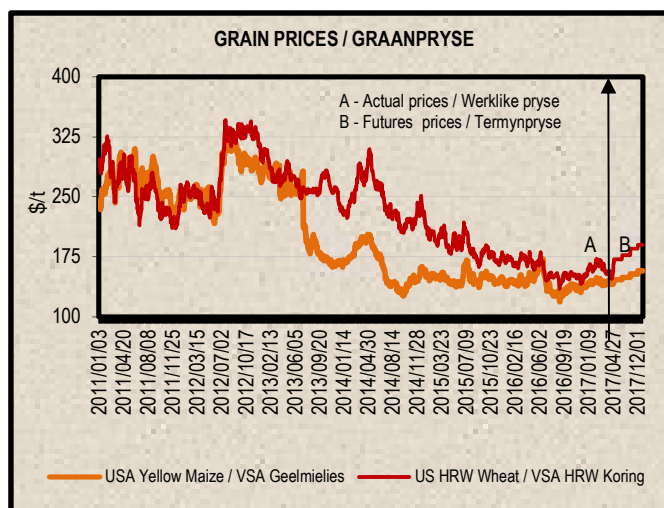
**6. IMPORT TARIFF ON WHEAT (b)\***
**6. INVOERTARIEF OP KORING (b)\***

US No2 HRW fob (Gulf)	2017/04/04	2017/04/11	2017/04/18	2017/04/25	2017/05/02	VSA No2 HRW vab (Golf)
RSA Initial Reference Price						RSA Oorspronklike Verwysingsprys
Base price (\$/t)	205.33	205.33	205.33	191.33	191.33	Basis prys (\$/t)
Weekly price (\$/t) (IGC)	192.00	193.00	189.00	189.00	206.00	Weeklikse prys (\$/t) (IGC)
3 Weeks moving average (\$/t)	192.33	192.00	191.33	190.33	194.67	3 Weke skuiwende gemiddeld (\$/t)
Number of weeks that the deviation is more than \$10	1	2	3			Aantal weke wat die afwyking meer as \$10 is
Deviation from base price (\$/t)	13.00	13.33	14.00	1.00	-3.34	Afwyking van basisprys (\$/t)
Calculated Duty on wheat (\$/t)	101.67	102.00	102.67	103.67	99.33	Berekende Reg op koring (\$/t)
Calculated Duty on wheat (R/t)	1404.65	1415.72	1371.75	1353.89	1319.37	Berekende Reg op koring (R/t)
R/\$ Exchange rate	13.8158	13.8796	13.3608	13.0596	13.2827	R/\$ Wisselkoers
<b>Tariff Gazetted 2017/03/31 (R/t)</b>	<b>R 1 190.20</b>					<b>Tarief gepubliseer 2017/03/31 (R/t)</b>

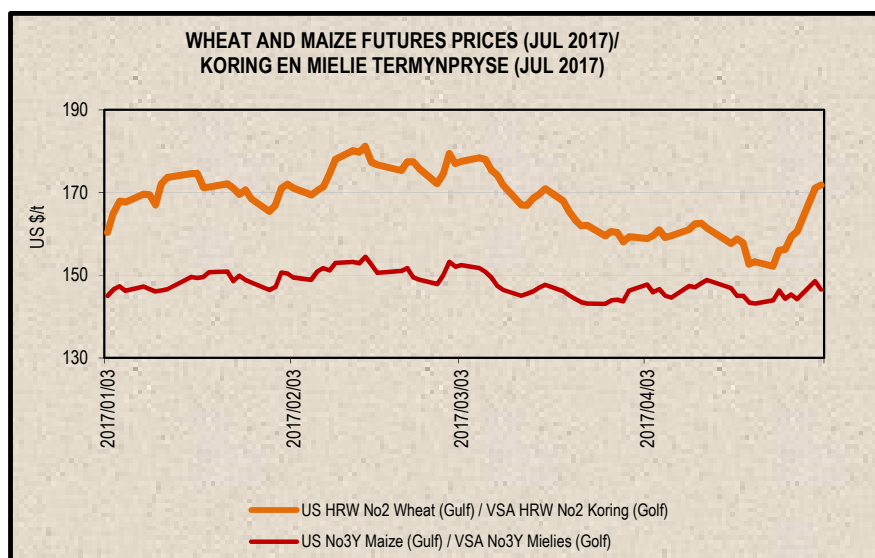
7. PRICES – INTERNATIONAL (US\$/t)

7. PRYSE - INTERNASIONAAL (VSA\$/t)

FOB (US\$/t)	Export Quotations/ Uitvoerkwotasie (b)(e)(f)				VAB (VSA\$/t)
	2017/05/02	2017/04/25	2017/04/18	2017/04/11	
US No 2 HRW Wheat (Gulf)	206.00	189.00	189.00	193.00	VSA No 2 HRW Koring (Golf)
US DNS Wheat 14% PNW	253.00	249.00	251.00	249.00	VSDNS Koring 14% PNW
Argentine Wheat (Up River)	189.00	189.00	189.00	189.00	Argentynse Koring (Up River)
EC (France) Wheat (grade 1)	192.00	186.00	183.00	179.00	EU (Frankryk) Koring (graad 1)
EC (Germany) B Quality Wheat	196.00	191.00	187.00	184.00	EU (Duitsland) B Kwaliteit Koring
Black Sea Milling Wheat	187.00	187.00	188.00	189.00	Swart See Maalkoring
US No 3Y Maize (Gulf)	159.00	160.00	159.00	160.00	VSA No3Y Mielies (Golf)
Argentine Maize (Up River)	163.00	165.00	163.00	165.00	Argentynse Mielies (Up River)
US Sorghum (Gulf)	175.00	175.00	172.00	174.00	VSA Sorghum (Golf)
Argentine Sorghum (Up River)	159.00	160.00	158.00	158.00	Argentynse Sorghum (Up River)
US Soybeans (Gulf)	366.00	364.00	360.00	357.00	VSA Sojabone (Gulf)
Argentine Soybeans (Up River)	358.00	354.00	350.00	351.00	Argentynse Sojabone (Up River)
Canadian Canola	416.00	421.00	414.00	404.00	Kanadese Canola
Argentine Groundnuts Runners 40/50	1431.00	1431.00	1431.00	1431.00	Argentynse Grondbone 40/50 Runners
US Groundnuts Runners 40/50 shelled	1581.00	1581.00	1581.00	1581.00	VSA Grondbone 40/50 Runners uitgedop
Australian Malting Barley (South. Cross Malt)	186.00	184.00	186.00	182.00	Australiese Moutgars (South. Cross Malt)



Futures prices (US\$/t) / Termynpryse (VSA\$/t) (c)(d) (2017/05/02)							
Commodity	May-17	Jul-17	Sep-17	Dec-17	Mar-18	May-18	Kommoditeit
US No3 Yellow maize	143.30	146.53	149.44	153.54	157.32	159.91	VSA No3 Geelmielies
US No2 HRW wheat	167.04	171.81	177.25	185.26	189.82	193.05	VSA No2 HRW koring
US Soybeans	352.00	355.90	355.02	n/a	357.88	359.50	VSA Sojabone

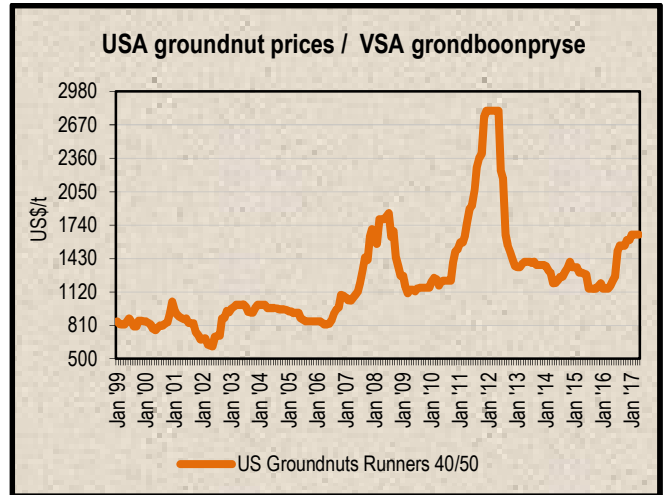
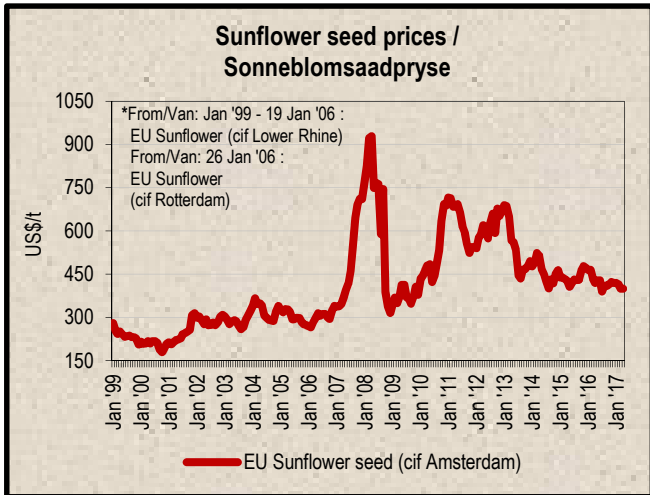


**8. LOWEST REPRESENTATIVE ASKING PRICES**  
(US\$/t)(e)(f)(Prices of previous week)

**8. LAAGSTE VERTEENWOORDIGENDE PRYSE GEVRA**  
(Pryse van vorige week)(VSA\$/t)(e)(f)

US\$/t	2017/04/27	2017/04/20	Change/ Verandering	VSA\$/t
Soybeans, Brazil, c.i.f. Rotterdam	389	392	-0.8%	Sojabone, Brasilië, k.a.v. Rotterdam
Soybeans, USA, c.i.f. Rotterdam	388	394	-1.5%	Sojabone, VSA, k.a.v. Rotterdam
Groundnuts, USA Runners 40/50*	1650	1650	0.0%	Grondbone, VSA Runners 40/50*
Groundnuts, Argentine Runners 40/50*	1500	1500	0.0%	Grondbone, Argentynse Runners 40/50*
Groundnut-oil, c.i.f. Rotterdam	1550	1550	0.0%	Grondboon-olie, k.a.v. Rotterdam
Sunflower seed, EU c.i.f. Amsterdam	400	400	0.0%	Sonneblomsaad, EU k.a.v. Amsterdam
Sunflower-oil, EU (fob) N.W. Europe	790	785	0.6%	Sonneblom-olie, EU (vab) N.W. Eur.
Rapeseed, Europe, 00, c.i.f. Hamburg	435	430	1.2%	Raapsaad, Europa, 00, k.a.v. Hamburg

\* Shelled, c.i.f. Rotterdam \* Uitgedop k a v Rotterdam



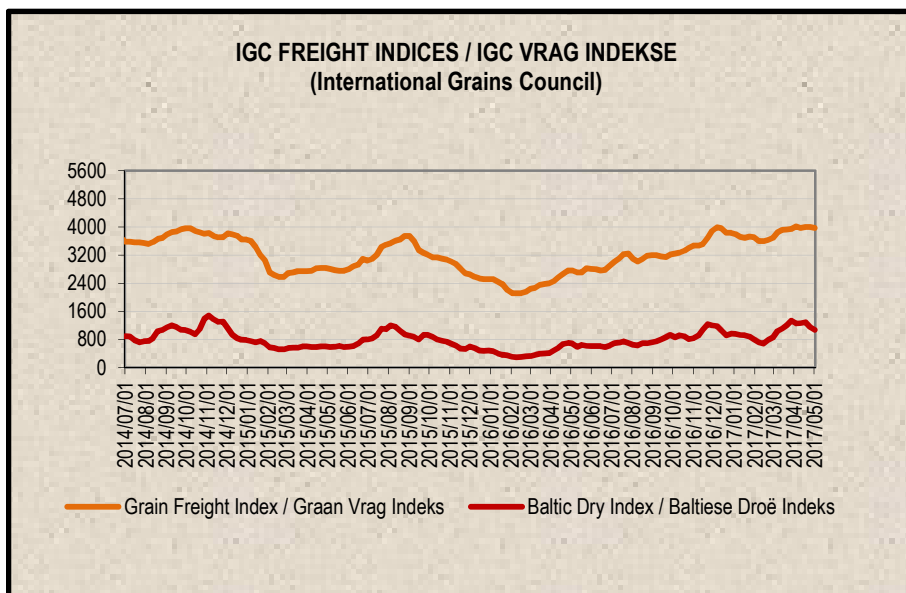
**9. IGC FREIGHT INDICES (b)**

**9. IGC VRAG INDEKSE (b)**

IGC FREIGHT INDICES / IGC VRAG INDEKSE							
	2017/03/28	2017/04/04	2017/04/11	2017/04/18	2017/04/25	2017/05/02	
Grain Freight Index*	3940	4018	3969	3998	3998	3969	Graan Vrag Indeks*
Baltic Dry Index	1333	1255	1262	1294	1154	1073	Baltiese Droë Indeks

\* IGC Grain Freight Index represents 15 major grain routes, including five from the United States of America, and two each from other main exporting nations (including Argentina, Black Sea, Europe and Canada); with base an average of the four weeks ending 11 May 2005 = 6000. The updated indices will be available on Thursdays on SAGIS' website.

\* IGC Graan Vrag Indeks verteenwoordig 15 hoof graanroetes, insluitende vyf vanaf die Verenigde State van Amerika, en twee elk van ander hoof uitvoermasies (insluitende Argentinië, Swart See, Europa en Kanada); met basis 'n gemiddeld van die vier weke geëindig 11 Mei 2005 = 6000. Die opgedateerde indekse sal Donderdae op SAGIS se webwerf beskikbaar.



10. IMPORT PARITY PRICES – SUMMER GRAINS (b)

10. INVOERPARITEITPRYSE - SOMERGRANE (b)

INVOERPARITEITPRYSE VAN SOMERGRANE (BTW UITGESLT)			2017/05/04			IMPORT PARITY PRICES OF SUMMER GRAINS (VAT EXCL)		
ITEM	Nota/ Note	Mielies/Maize	Mielies/Maize	Sorghum	Sorghum	Sorghum	ITEM	
		VSA/ USA Golf/Gulf (no.3Y)	Argentynse/ Argentine Up River	VSA/ USA Golf/Gulf	Argentynse/ Argentine Up River	Australiese/ Australian Brisbane		
		\$/t	\$/t	\$/t	\$/t	\$/t		
Internasionale VAB pryse	a	159.00	163.00	175.00	159.00	233.00	International FOB prices	
Vraggeld	b	30.00	22.00	30.00	22.00	14.00	Freight Rates	
Assuransie (0.3% van VAB)		0.48	0.49	0.53	0.48	0.70	Insurance (0.3% of FOB)	
1 KOSTE, ASSURANSIE EN VRAG (KAV) \$/T		189.48	185.49	205.53	181.48	247.70	1 COST, INSURANCE AND FREIGHT (CIF) \$/T	
		<i>Omskakel na R/t</i>						
R/\$ Wisselkoers op: 2017/05/02		13.2827	13.2827	13.2827	13.2827	13.2827	Converted to R/t	
2 KOSTE, ASSURANSIE EN VRAG (KAV) R/t		2516.81	2463.81	2729.99	2410.54	3290.12	2 COST, INSURANCE AND FREIGHT (CIF) R/t	
Finansieringskoste	c	21.72	21.26	23.56	20.80	28.39	Financing cost	
3 KOSTE, ASSURANSIE, VRAG EN FINANSIERING R/t		2538.53	2485.07	2753.55	2431.34	3318.51	3 COST, INSURANCE, FREIGHT AND FINANCING R/t	
Aflaaiikoste:	d, e			146.54	146.54	146.54	Discharging cost:	
- Kaapstad		122.93	122.93	n/a	n/a	n/a	- Cape Town	
- Durban		163.11	163.11	170.37	170.37	170.37	- Durban	
Invoertarif	f	0.00	0.00	69.73	63.36	92.85	Import Tariff	
4 VRY OP SPOOR (VOS) R/t							4 FREE ON RAIL (FOR) R/t	
- Kaapstad		2661.46	2608.00	n/a	n/a	n/a	- Cape Town	
- Durban		2701.64	2648.18	2969.82	2641.24	3557.90	- Durban	
Spoorvragkoste	g						Railage cost	
- Durban na Randfontein		246.10	246.10	246.10	246.10	246.10	- Durban to Randfontein	
<b>5 GELEWER:</b>							<b>5 DELIVERED:</b>	
<b>- Durban na Randfontein R/ton</b>		<b>2947.74</b>	<b>2894.28</b>	<b>3215.92</b>	<b>2887.34</b>	<b>3804.00</b>	<b>- Durban to Randfontein R/ton</b>	

Notas/Notes:

a Bron van pryse en vraggeld : IGC GMI  
Source of prices and freight rates: IGC GMI

2017/05/02

Termyn / Term	US\$/ton (VAB/FOB)	Vraggeld/Freight Rate:	US\$/ton
Mei/May 2017	159.00	US Golf / Gulf	30.00
Mei/May 2017	163.00	Argentinië / Argentina	22.00
Mei/May 2017	175.00	Australië/Australia	14.00
Mei/May 2017	159.00		
Mei/May 2017	233.00		

Mielies/Maize: VSA/USA (Golf/Gulf No.3Y)  
Mielies/Maize: Argentinië/Argentina (Up River)  
Sorghum: VSA/USA (Golf / Gulf/Milo)  
Sorghum: Argentinië/Argentina (Up River)  
Sorghum: Australië/Australia (Brisbane)

b Vraggeld: bereken vir vragte van +/- 20 000 - 30 000t. / Freight rates: calculated for freights of +/- 20 000 - 30 000t

c Finansieringskoste: 30 000t @ KAV @ primakoers vir 30 dae. Bron/Source: SARB 10.50% 2016/03/18  
Financing cost: 30 000t @ CIF @ prime rate for 30 days.

d Aflaaiikoste / Discharging costs (R/ton):

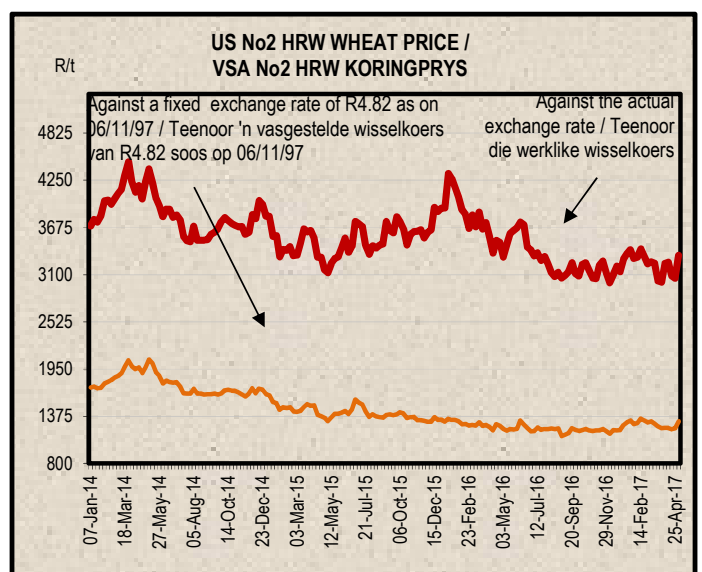
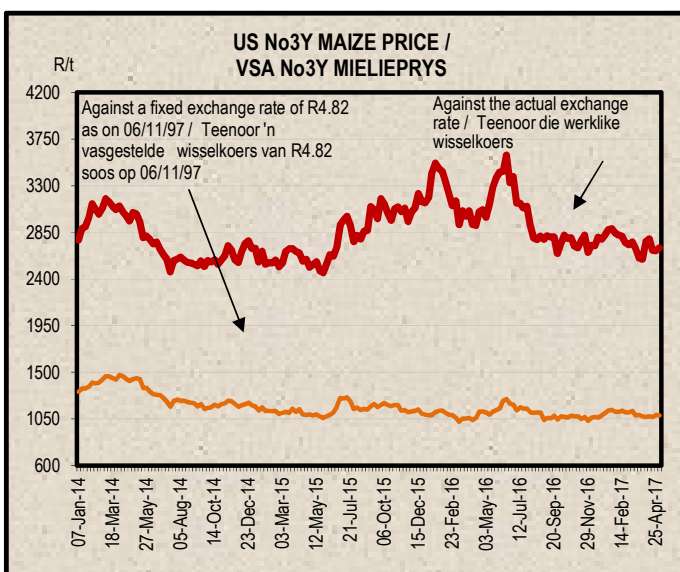
	Mielies/Maize:	Sorghum
Kaapstad / Cape Town:	122.93	n/a
Durban:	163.11	170.37

Bron / Source: Hull Blyth

e Ingesluit: Kaaigelde, hantering, kaaibesig, agente/dokumentasie, logistiek & opnames (inspeksie van skeepsvrag) / Included: Wharfage, handling, wharf supervision, agent/documentation, logistic & survey (inspection of shipload).  
Uitgesluit: Gesondheidsinspeksie-, skeepsagentskapfooi, strookbetsingsfooi vir GMO, opbergingskoste asook BTW en invoerbelasting / Excluded: Health inspection fee, ship agency fee, strip testing fees for GMO, storage costs as well as VAT and import duty.  
N.B: Slegs 'n aanduiding, aangesien koste van opname beding kan word / N.B: Indication only, as cost of survey can be negotiated.

f Invoertarif / Import Tariff  
Mielies/Maize = Vry / Free  
Sorghum = 3% op VAB / on FOB

g Neem asb. kennis dat 'n verandering in Spoornet se spoorvrag op 1 April 2016 plaasgevind het na R246.10.  
Please take note that there was a change in Spoornet railage cost on 1 April 2016 to R246.10.



11. IMPORT PARITY PRICES – WINTER CEREALS (b)

11. INVOERPARITEITPARYSE - WINTERGRANE (b)

INVOERPARITEITPRYSSE VAN WINTERGRANE (BTW UITGESLT)		2017/05/04						IMPORT PARITY PRICES OF WINTER CEREALS (VAT EXCL)	
ITEM	Nota/ Note	Koring/Wheat	Koring/Wheat	Koring/Wheat	Koring/Wheat	Gars/Barley	Gars/Barley	ITEM	
		VSA/ USA Golf/Gulf  HRW	VSA/ USA PNW  DNS	Argentynse/ Argentine Up River  Trigo Pan	EU Duitsland/ Germany  B kwaliteit/ quality	Australiese/ Australian Fremantle  Mout/Malting	Frans/ French Rouen  Mout/Malting		
Internasionale VAB pryse	a	206.00	253.00	189.00	196.00	186.00	221.00 *	International FOB prices	
Vraggeld	b	30.00	30.00	22.00	20.00	15.00	21.00	Freight Rates	
Assuransie (0.3% van VAB)		0.62	0.76	0.57	0.59	0.56	0.66	Insurance (0.3% of FOB)	
1 KOSTE, ASSURANSIE EN VRAG (KAV) \$/T		236.62	283.76	211.57	216.59	201.56	242.66	1 COST, INSURANCE AND FREIGHT (CIF) \$/T	
<i>Omskakel na R/t</i>								<i>Converted to R/t</i>	
R/\$ Wisselkoers op: 2017/05/02		13.2827	13.2827	13.2827	13.2827	13.2827	13.2827	R/\$ Exchange rate on: 2017/05/02	
2 KOSTE, ASSURANSIE EN VRAG (KAV) R/t		3142.95	3769.10	2810.22	2876.90	2677.26	3223.18	2 COST, INSURANCE AND FREIGHT (CIF) R/t	
Finansieringskoste	c	27.12	32.53	24.25	24.83	23.11	27.82	Financing cost	
3 KOSTE, ASSURANSIE, VRAG EN FINANSIERING R/t		3170.07	3801.63	2834.47	2901.73	2700.37	3251.00	3 COST, INSURANCE, FREIGHT AND FINANCING R/t	
AfLaakoste	d, e							Discharging cost	
3.1 Kaapstad (Hoofsaaklik kaaihykraan metode)		124.02	124.02	124.02	124.02	157.11	157.11	3.1 Cape Town (Mainly shore cranes method)	
3.2 Durban (Hoofsaaklik suig-in-silo metode)		163.11	163.11	163.11	163.11	170.37	170.37	3.2 Durban (Mainly suction into silo method)	
Invoertarif op koring	f	1190.20	1190.20	1190.20	1190.20	0.00	0.00	Import Tariff on wheat	
4 VRY OP SPOOR (VOS) R/t								4 FREE ON RAIL (FOR) R/t	
4.1 Kaapstadhawe		4484.29	5115.85	4148.69	4215.95	2857.48	3408.11	4.1 Cape Town Harbour	
4.2 Durbanhawe		4523.38	5154.94	4187.78	4255.04	2870.74	3421.37	4.2 Durban Harbour	
Spoorvragkoste	g							Railage cost	
- Kaapstad na Paarl		85.60	85.60	85.60	85.60	n/a	n/a	- Cape Town to Paarl	
- Durban na Randfontein		246.10	246.10	246.10	246.10	246.10	246.10	- Durban to Randfontein	
<b>5 GELEWER:</b>								<b>5 DELIVERED:</b>	
- Kaapstad na Paarl R/ton		4569.89	5201.45	4234.29	4301.55	n/a	n/a	- Cape Town to Paarl R/ton	
- Durban na Randfontein R/ton		4769.48	5401.04	4433.88	4501.14	3116.84	3667.47	- Durban to Randfontein R/ton	

Notas/Notes: 2017/05/02

a Bron van pryse en vraggeld : IGC GMI  
Source of prices and freight rates : IGC GMI

Termyn / Term	VAB/FOB US\$/ton	Vraggeld / Freight Rate: US\$/ton	Gars/Barley = US\$ + 1
Mei/May 2017	206.00	US (Golf / Gulf)	30.00
Mei/May 2017	253.00	Argentinië / Argentine (Upriver)	22.00
Mei/May 2017	189.00	EEC (Bordeaux Hamburg)	20.00
Mei/May 2017	196.00	Australië / Australia (Eastern)	14.00
Mei/May 2017	186.00		15.00
Mei/May 2017	221.00		

b Vraggeld: bereken vir vragte van +/- 20 000 - 30 000t / Freight rates: calculated for freights of +/- 20 000 - 30 000t

c Finansieringskoste: 30 000t @ KAV @ primakoers vir 30 dae. Bron/Source: SARB 10.50% 2016/03/18  
Financing cost 30 000t @ CIF @ prime rate for 30 days.

d AfLaakoste / Discharging cost (R/ton):

	Koring/Wheat	Gars/Barley:
Kaapstad /		
Cape Town:	124.02	157.11
Durban:	163.11	170.37

Bron / Source: Hull Blyth

e Ingesluit: Kaaigelde, hantering, kaaibesig, agente/dokumentasie, logistiek & opnames (inspeksie van skeepsvrage).  
Included: Wharfage, handling, wharf supervision, agent/documentation, logistic & survey (inspection of shipload).  
Uitgesluit: Gesondheidsinspeksie-, skeepsagentskapboei, strookbetsingsboei vir GMO, opbergingskoste asook BTW en invoerbelasting.  
Excluded: Health inspection fee, Ship agency fee, strip testing fees for GMO, storage costs as well as VAT and import duty.  
N.B: Slegs 'n aanduiding, aangesien koste van opname beding kan word / N.B: Indication only, as cost of survey can be negotiated.

f Invoertarif / Import Tariff:  
Koring/Wheat = R1190.20 p/ton  
Gars/Barley = Vry/Free

g Neem asb. Kennis dat Spoorwet se spoorvrag op 1 April 2016 verander het soos volg:  
Kaapstad na Paarl R85.60 en Durban na Randfontein R246.10.  
Please take note that on 1 April 2016 Spoorwet railage cost changed as follows:  
Cape Town to Paarl R85.60 and Durban to Randfontein R246.10.  
\* Prys laaste ontvang: 2016/09/27 / Price last received: 2016/09/27 .

12. IMPORT PARITY PRICES – OIL SEEDS (b)(e)(f)

12. INVOERPARITEITPRYSE - OLIESADE (b)(e)(f)

INVOERPARITEITPRYSE VAN OLIESADE (BTW UITGESLT)		2017-05-04							IMPORT PARITY PRICES OF OIL SEEDS (VAT EXCL)	
ITEM	Nota/ Note	Sojabone/ Soybeans	Sojabone/ Soybeans	Sojabone/ Soybeans	Sonneblom/ Sunflower	Canola	Grondbone/ Groundnuts	Grondbone/ Groundnuts	ITEM	
		VSA/ USA Golf/Gulf	Argentynse/ Argentine Up River	Brazilië/ Brazil Paranagua	EU Franse/ French Bordeaux	Kanadese/ Canadian Vancouver	Argentynse/ Argentine Raw Runners 40/50	VSA/ USA Raw Runners 40/50		
		\$/t	\$/t	\$/t	\$/t	\$/t	\$/t	\$/t		
Internasionale VAB pryse	a	366.00	358.00	366.00	404.00	416.00	1431.00 *	1581.00 *	International FOB prices	
Vraggeld	b	30.00	22.00	22.00	20.00	32.00	69.00	30.00	Freight Rates	
Assuransie (0.3% van VAB)		1.10	1.07	1.10	1.21	1.25	4.29	4.74	Insurance (0.3% of FOB)	
1 KOSTE, ASSURANSIE EN VRAG (KAV) \$/T Omskakel na R/t R/\$ Wisselkoers op: 2017/05/02		397.10	381.07	389.10	425.21	449.25	1504.29	1615.74	1 COST, INSURANCE AND FREIGHT (CIF) \$/T Converted to R/t R/\$ Exchange rate on: 2017/05/02	
2 KOSTE, ASSURANSIE EN VRAG (KAV) R/t		13.2827	13.2827	13.2827	13.2827	13.2827	13.2827	13.2827	2 COST, INSURANCE AND FREIGHT (CIF) R/t	
3 KOSTE, ASSURANSIE, VRAG EN FINANSIERING R/t	c	5274.56	5061.64	5168.30	5647.94	5967.25	19981.03	21461.39	3 COST, INSURANCE, FREIGHT AND FINANCING R/t	
Finansieringskoste		45.52	43.68	44.60	48.74	51.50	172.44	185.21	Financing cost	
4 VRY OP SPOOR (VOS) R/t Durban	d, e	5320.08	5105.32	5212.90	5696.68	6018.75	20153.47	21646.60	4 FREE ON RAIL (FOR) R/t Durban	
Aflaakoste: Durban	f	170.37	170.37	170.37	268.74	170.37	579.41	579.41	Discharging cost: Durban	
Invoertarif:		388.92	380.42	388.92	0.00	552.56	1900.75	2099.99	Import Tariff:	
5 GELEWER: - Durban na Randfontein R/ton	g	5879.37	5656.11	5772.19	5965.42	6741.68	22633.63	24326.00	5 DELIVERED: - Durban to Randfontein R/ton	
		246.10	246.10	246.10	246.10	246.10	-	-	Railage cost - Durban to Randfontein	
		6125.47	5902.21	6018.29	6211.52	6987.78	-	-		

Notas/Notes:

a Bron van pryse en vraggeld / Source of prices and freight rates : IGC (GMI), Geogalos Peanut World & Oilworld  
2017/05/02

Termyn / Term	US\$/ton (VAB/FOB)	Vraggeld/Freight Rate:	US\$/ton	
Sojabone/Soybeans: VSA/USA (Golf/Gulf)	Mei/May 2017	366.00	US Golf / Gulf	30.00
Sojabone/Soybeans: Argentinië/Argentina (Up River)	Mei/May 2017	358.00	Argentinië / Argentina	22.00
Sojabone/Soybeans: Brazilië/Brazil (Paranagua)	Mei/May 2017	366.00	EEC (Bordeaux/Hamburg)	20.00
Sonneblom/Sunflower: EU Frankryk/France (Bordeaux)	Mei/May 2017	404.00	Kanada/Canada (North Pacific)	32.00
Canola: Kanada/Canada (Vancouver)	Mei/May 2017	416.00	Grondbone/Groundnuts (ARG)	69.00
Grondbone/Groundnuts: Argentinië/Argentina (Raw Runner 40/50)	Jul 2017	1431.00		
Grondbone/Groundnuts: VSA/USA (Runners 40/50)	Mei/May 2017	1581.00		

b Vraggeld: bereken vir vragte van +/- 20 000 - 30 000t / Freight rates: calculated for freights of +/- 20 000 - 30 000t

c Finansieringskoste: 30 000t @ KAV @ primakoers vir 30 dae. Bron/Source: SARB 10.50% 2016/03/18  
Financing cost: 30 000t @ CIF @ prime rate for 30 days.

d Aflaakoste / Discharging costs (R/ton):

	Sojabone/ Soybeans	Sonneblom/ Sunflower	Canola	Grondbone/ Groundnuts
Durban:	170.37	268.74	170.37	579.41

e Aflaakoste / Discharging fees:

Ingesluit: Kaaigelde, hantering, kaaioesig, agente/dokumentasie, logistiek & opnames (inspeksie van skeepsvrag) /  
Included: Wharfage, handling, wharf supervision, agent/documentation, logistic & survey (inspection of shipload).  
Uitgesluit: Gesondheidsinspeksie-, skeepagentskapfooi, strooktoetsingsfooi vir GMO, opbergingskoste asook BTW en invoerbelasting /  
Excluded: Health inspection fee, Ship agency fee, strip testing fees for GMO, storage costs as well as VAT and import duty.

N.B: Slegs 'n aanduiding, aangesien koste van opname beding kan word / N.B: Indication only, as cost of survey can be negotiated.

f Invoertarif / Import Tariff:

Sojabone/Soybeans = 8% op VAB / on FOB  
Sonneblom/Sunflower = Vry / Free  
Canola = 10% op VAB / on FOB  
Grondbone/Groundnuts = 10% op VAB / on FOB

g Neem asb. Kennis dat Spoorwet se spoorvrag op 1 April 2016 verander het na R246.10.

Please take note that on 1 April 2016 Spoorwet railage cost changed to R246.10.

\* Kwotasies is k.a.v. pryse. VAB pryse dus berekende pryse (kav minus vraggeld) / Quotes are c.i.f. prices. FOB prices are therefore calculated prices (cif minus freight rates).



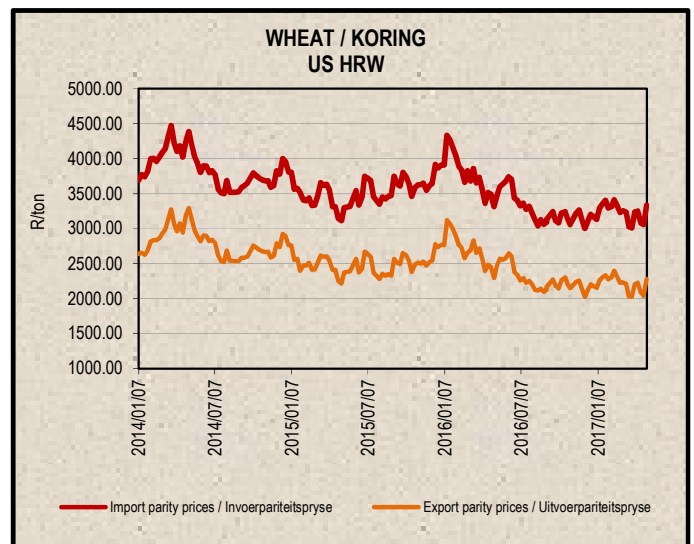
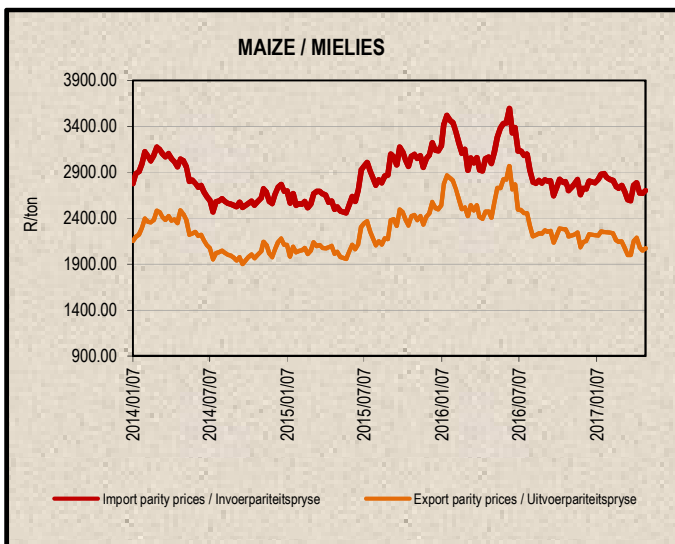
13. EXPORT PARITY PRICES (b)

13. UITVOERPARITEITPRYSE (b)

INDICATIVE EXPORT PARITY PRICES		2017/05/04			AANDUIDENDE UITVOERPARITEITSPRYSE	
This is <b>only an example</b> of how an export parity price can be calculated - it can vary according to need	US No3Y Maize/ Mielies Gulf/Golf (b)	US HRW Wheat/Koring Gulf/Golf (b)	US DNS 14% Wheat/Koring PNW (b)	Argentine Raw Runner 40/50 Groundnuts/ Grondbone (f)	Hierdie is <b>slegs 'n voorbeeld</b> van hoe 'n uitvoerpariteitsprys bereken kan word - dit kan varieer volgens behoefte	
	May/Mei 2017	May/Mei 2017	May/Mei 2017	Jul 17		
FOB Gulf value (\$/t)	159.00	206.00	253.00	1431.00	VAB Golfwaarde (\$/t)	
Difference in quality and locality of SA <sup>1</sup> Maize: Plus US\$10 (\$/t) Groundnuts: Less 3,5% of fob value	\$10.00			96,5%	Kwaliteits- en liggingsverskil van SA <sup>1</sup> Mielies: Plus VSA\$10 (\$/t) Grondbone: Min 3,5% van vab waarde	
SA fob price (\$/t)	169.00	206.00	253.00	1380.92	SA vab prys (\$/t)	
Exchange rate (1\$=): (2017/05/02)	13.2827	13.2827	13.2827	13.2827	Wisselkoers (1\$=): (2017/05/02)	
FOB Gulf value (R/t)	2244.78	2736.24	3360.52	18342.35	VAB Golfwaarde (R/t)	
<b>Marketing costs:</b>					<b>Bemarkings koste:</b>	
Financing (Prime rate 10.50% - 30 days) (R/t)	19.37	23.61	29.00	158.30	Finansieringskoste (Primakoers 10.50% - 30 dae) (R/t)	
Railage: <sup>2</sup>					Spoorvrage: <sup>2</sup>	
Randfontein – Durban harbour	246.10	246.10	246.10	-	Randfontein – Durbanhawe	
Loading costs: (R/t) <sup>3</sup>					Oplaaikoste: (R/t) <sup>3</sup>	
Durban Harbour (Mainly spout method)	151.88	163.20	163.20	467.13	Durbanhawe (Hoofsaaklik tregeter metode)	
<b>EXPORT REALISATION (R/t):</b>					<b>UITVOER REALISASIE (R/t):</b>	
<b>Randfontein</b>	<b>1827.43</b>	<b>2303.33</b>	<b>2922.22</b>	<b>17716.92</b>	<b>Randfontein</b>	

<p><i>Difference in quality and locality of SA (As requested by the industry)</i></p> <p><i>As from 14 June 2012, the discount/rebate will no longer be used to calculate the export parity price on US HRW and a new calculation will be added for US DNS, also without the discount/rebate.</i></p> <p><i>Railage costs: Please take note that on 1 April 2016 Spoornet railage cost changed to R246.10.</i></p> <p><i>Loading costs, received from Hull Blyth: Included: Cargo dues, handling, wharf supervision, agency/documentation, logistics &amp; surveys (inspection of cargo). Excluded: Ship agent fees, health &amp; PPECB inspections, storage facility &amp; transport costs to storage facility, VAT &amp; duties.</i></p>	<p>1</p> <p>2</p> <p>3</p>	<p><i>Kwaliteits- en liggingsverskil van SA (Soos deur die bedryf versoek)</i></p> <p><i>Vanaf 14 Junie 2012 sal die diskonto/premie nie meer gebruik word by die berekening van die uitvoerpariteitprys van US HRW nie en 'n nuwe berekening word nou vir US DNS gedoen, ook sonder diskonto/premie.</i></p> <p><i>Spoorvrage koste: Neem asb. kennis dat Spoornet se spoorvrage op 1 April 2016 verander het na R246.10.</i></p> <p><i>Oplaaikoste, ontvang van Hull Blyth: Ingesluit: Kaaigelde, hantering, kaaitoiesig, agente/dokumentasie, logistiek &amp; opnames (inspeksie van skeepsvrag) Uitgesluit: Skeepagentskaps-, inspeksie-, opbergings- en vervoerkoste na opbergingsfasiliteit, BTW &amp; invoerbelasting.</i></p>
--	----------------------------	---



#### 14. WEATHER

For local weather, please follow the link below:  
[www.weathersa.co.za](http://www.weathersa.co.za)

#### 14. WEER

Vir plaaslike weer, volg asseblief die onderstaande skakel:  
[www.weathersa.co.za](http://www.weathersa.co.za)

#### **Sources /Bronne:**

(a) = Safex; (b) = International Grains Council; (c) = CBOT; (d) = KCBT;  
(e) = Oil World; (f) = Georganos Peanut World.

\* Formula according to ITAC (International Trade Administration Commission of South Africa)/  
Formule volgens ITAC (International Trade Administration Commission of South Africa)

SAGIS

Nico Hawkins

General Manager / Hoofbestuurder

**Indemnity/Vrywaring:** Although everything has been done to ensure the accuracy of the information, neither SAGIS nor any of its directors or employees takes any responsibility for actions or losses that might occur as a result of the usage of this information. / Alhoewel alles gedoen is om te verseker dat die inligting korrek is, aanvaar nie SAGIS of enige van sy direkteure of werknemers verantwoordelikheid vir enige aksies of verliese as gevolg van die inligting wat gebruik is nie.