

## SAGIS WEEKLY BULLETIN / SAGIS WEEKLIKSE BULLETIN

1. Producer Deliveries (ton):			1. Produsentelewerings (ton):	
Commodity	Latest week/ Jongste week: 3 - 6 Jun 2017	Total: current marketing year/ Totaal: huidige bemarkingsjaar	Total: same period previous marketing year/ Totaal: selfde periode vorige bemarkingsjaar	Kommoditeit
White maize	527 539	1 949 728	665 607	Witmielies
Yellow maize	502 644	1 850 516	1 319 325	Geelmielies
Total: maize	1 030 183	3 800 244	1 984 932	Totaal: mielies
Wheat	624	1 851 214	1 389 455	Koring

2. Imports (ton):			2. Invoere (ton):	
2.1 Imports for RSA			2.1 Invoere vir RSA	
Commodity	Latest week/ Jongste week: 3 - 6 Jun 2017	Total: current marketing year/ Totaal: huidige bemarkingsjaar	Total: same period previous marketing year/ Totaal: selfde periode vorige bemarkingsjaar	Kommoditeit
White maize	0	0	14 700	Witmielies
Yellow maize	0	0	233 514	Geelmielies
Maize Total	0	0	248 214	Mielies Totaal
Wheat	0	559 119	1 389 017	Koring

### Origin of imports / Oorsprong van invoere

White maize/Witmielies	Yellow maize/Geelmielies	Wheat/Koring
		Argentina
		Canada
		Czech Republic
		Germany
		Poland
		Romania
		Russia
		USA

### 2.2 Imports for other countries

### 2.2 Invoere vir ander lande

White maize	0	0	7 613	Witmielies
Yellow maize	0	0	479	Geelmielies
Maize Total	0	0	8 092	Mielies Totaal
Wheat	0	149 412	177 041	Koring

### Origin of imports / Oorsprong van invoere

White maize/Witmielies	Yellow maize/Geelmielies	Wheat/Koring
		Argentina
		Canada
		Germany
		Poland
		Romania
		Russia
		USA

**3. Exports (ton):**
**3.1 RSA Exports**

Commodity	Latest week/ Jongste week: 3 - 6 Jun 2017	Total: current marketing year/ Totaal: huidige bemarkingsjaar	Total: same period previous marketing year/ Totaal: selfde periode vorige bemarkingsjaar	Kommoditeit
White maize	5 789	50 183	64 647	Witmielies
Yellow maize	67 389	98 938	30 093	Geelmielies
Maize Total	73 178	149 121	94 740	Mielies Totaal
Wheat	675	84 270	38 564	Koring

**Destination of exports / Bestemming van uitvoere**

White maize/Witmielies	Yellow maize/Geelmielies	Wheat/Koring
Botswana	Botswana	Botswana
Lesotho	Korea	Lesotho
Mozambique	Lesotho	Mozambique
Namibia	Mozambique	Namibia
Swaziland	Namibia	Swaziland
Zambia	Swaziland	Zambia
Zimbabwe	Taiwan	Zimbabwe
	Zambia	
	Zimbabwe	

**3.2 Imports for Exports**

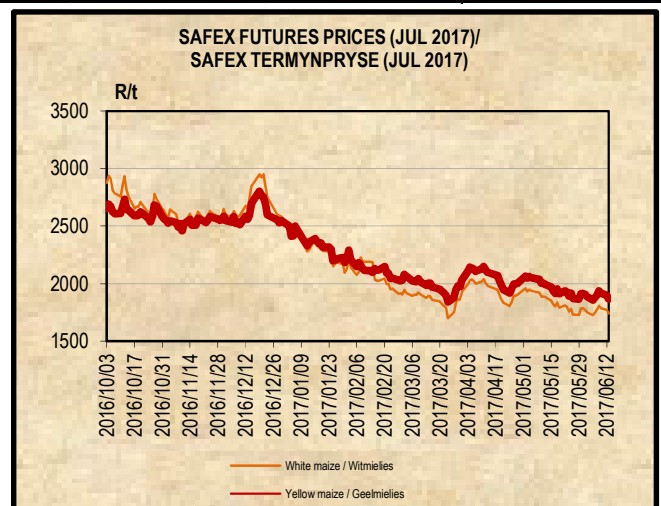
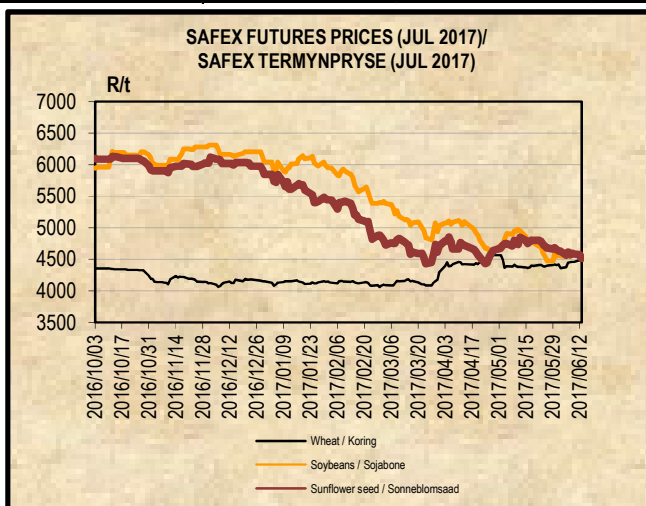
Commodity	Latest week/ Jongste week: 3 - 6 Jun 2017	Total: current marketing year/ Totaal: huidige bemarkingsjaar	Total: same period previous marketing year/ Totaal: selfde periode vorige bemarkingsjaar	Kommoditeit
White maize	536	7 691	2 091	Witmielies
Yellow maize	0	0	2 830	Geelmielies
Maize Total	536	7 691	4 921	Mielies Totaal
Wheat	1 405	157 354	172 207	Koring

**Destination of exports / Bestemming van uitvoere**

White maize/Witmielies	Yellow maize/Geelmielies	Wheat/Koring
Botswana		Botswana
Lesotho		Lesotho
Zimbabwe		Swaziland
		Zambia
		Zimbabwe

**3.2 Invoere vir Uitvoere**
**4. DOMESTIC PRICES PER SAFEX (R/t)(a)**
**4. PLAASLIKE PRYSE VOLGENS SAFEX (R/t)(a)**

Commodity	Future Prices / Termynpryse (2017/06/13) R/ton					Kommoditeit
	Jun-17	Jul-17	Sep-17	Dec-17	Mar-18	
White maize	1730.00	1743.00	1799.00	1875.00	1910.00	Witmielies
Yellow maize	1852.00	1869.00	1928.00	1996.00	2034.00	Geelmielies
Wheat	4515.00	4468.00	4380.00	4202.00	4273.00	Koring
Sunflower	4468.00	4515.00	4651.00	4816.00	4876.00	Sonneblom
Soybeans	4513.00	4548.00	4647.00	4771.00	4850.00	Sojabone
Sorghum	n/a	2757.00	3000.00	3174.00	3335.00	Sorghum



**5. IMPORT TARIFF ON MAIZE (b)\***

Derived US No2Y Yellow Maize fob (Gulf) (b)	2017-06-07	2017-06-08	2017-06-09	2017-06-12	2017-06-13	Afgeleide VSA No2Y Geelmielies vab (Golf) (b)
<b>RSA Initial Reference Price</b>	<b>\$110.00</b>					<b>RSA Oorspronklike Verwysingsprys</b>
Base price (\$/t)	117.65	117.65	117.65	117.65	117.65	Basisprys (\$/t)
Daily price (\$/t) (IGC)	166.60	167.60	167.60	163.60	165.60	Daaglikse prys (\$/t) (IGC)
Average of 21 days (\$/t)	162.50	162.79	163.17	163.36	163.65	Gemiddeld van 21 dae (\$/t)
Deviation from base price (\$/t)	-44.85	-45.14	-45.52	-45.71	-46.00	Afwyking van basisprys (\$/t)
Duty on maize (\$/t)	-52.50	-52.79	-53.17	-53.36	-53.65	Reg op mielies (\$/t)
Duty on maize (R/t)	-688.35	-690.36	-694.15	-695.33	-697.86	Reg op mielies (R/t)
R/\$ Exchange rate (average of 21 days)	13.1113	13.0776	13.0553	13.0310	13.0077	R/\$ Wisselkoers (gemiddeld van 21 dae)
<b>Tariff Gazetted 2006/12/08</b>	<b>R0.00/t</b>					<b>Tarief gepubliseer 2006/12/08</b>

**5. INVOERTARIEF OP MIELIES (b)\***
**6. IMPORT TARIFF ON WHEAT (b)\***

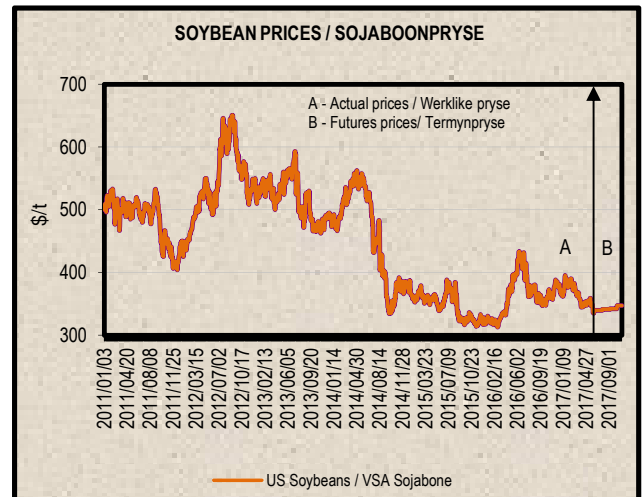
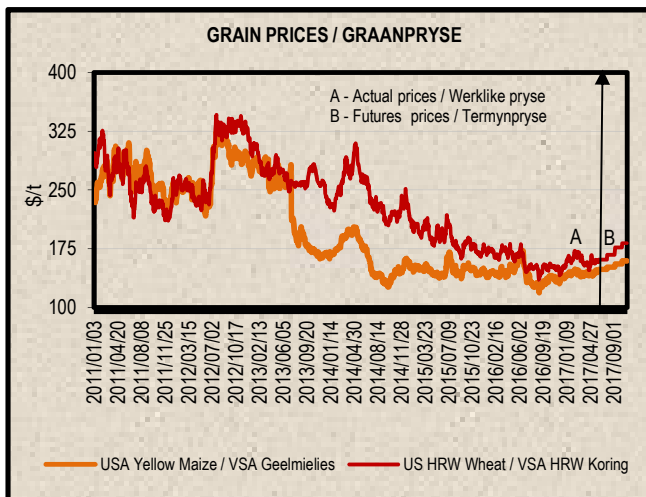
US No2 HRW fob (Gulf)	2017/05/16	2017/05/23	2017/05/30	2017/06/06	2017/06/13	VSA No2 HRW vab (Golf)
<b>RSA Initial Reference Price</b>						<b>RSA Oorspronklike Verwysingsprys</b>
Base price (\$/t)	191.33	191.33	191.33	191.33	191.33	Basis prys (\$/t)
Weekly price (\$/t) (IGC)	196.00	200.00	201.00	209.00	223.00	Weeklikse prys (\$/t) (IGC)
3 Weeks moving average (\$/t)	200.00	198.00	199.00	203.33	211.00	3 Weke skuiwende gemiddeld (\$/t)
Number of weeks that the deviation is more than \$10				1	2	Aantal weke wat die afwyking meer as \$10 is
Deviation from base price (\$/t)	-8.67	-6.67	-7.67	-12.00	-19.67	Afwyking van basisprys (\$/t)
Calculated Duty on wheat (\$/t)	94.00	96.00	95.00	90.67	83.00	Berekende Reg op koring (\$/t)
Calculated Duty on wheat (R/t)	1232.31	1274.53	1236.53	1157.65	1061.96	Berekende Reg op koring (R/t)
R/\$ Exchange rate	13.1097	13.2763	13.0161	12.7677	12.7947	R/\$ Wisselkoers
<b>Tariff Gazetted 2017/03/31 (R/t)</b>	<b>R 1 190.20</b>					<b>Tarief gepubliseer 2017/03/31 (R/t)</b>

**6. INVOERTARIEF OP KORING (b)\***

7. PRICES – INTERNATIONAL (US\$/t)

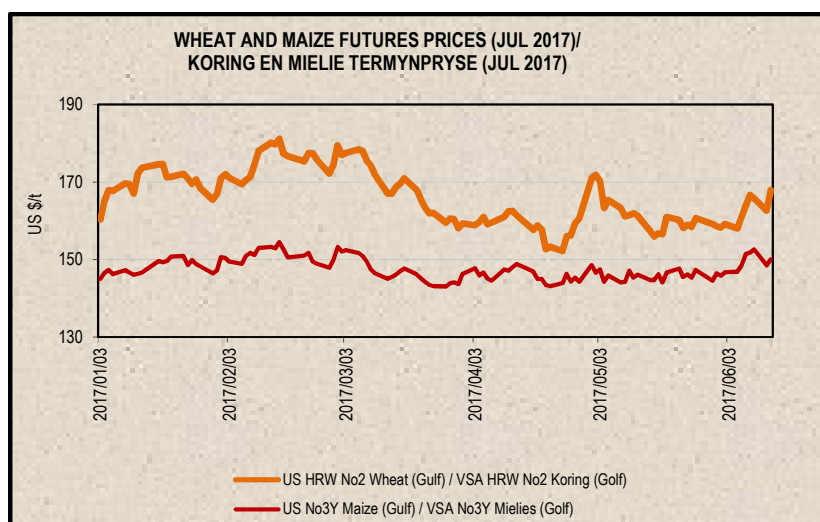
7. PRYSE - INTERNASIONAAL (VSA\$/t)

FOB (US\$/t)	Export Quotations/ Uitvoerkwotasie (b)(e)(f)				VAB (VSA\$/t)
	2017/06/13	2017/06/06	2017/05/30	2017/05/23	
US No 2 HRW Wheat (Gulf)	223.00	209.00	201.00	200.00	VSA No 2 HRW Koring (Golf)
US DNS Wheat 14% PNW	280.00	270.00	260.00	255.00	VSA DNS Koring 14% PNW
Argentine Wheat (Up River)	190.00	188.00	188.00	188.00	Argentynse Koring (Up River)
EC (France) Wheat (grade 1)	186.00	187.00	186.00	187.00	EU (Frankryk) Koring (graad 1)
EC (Germany) B Quality Wheat	201.00	199.00	199.00	198.00	EU (Duitsland) B Kwaliteit Koring
Black Sea Milling Wheat	190.00	190.00	189.00	186.00	Swart See Maalkoring
US No 3Y Maize (Gulf)	164.00	163.00	161.00	160.00	VSA No3Y Mielies (Golf)
Argentine Maize (Up River)	159.00	163.00	160.00	161.00	Argentynse Mielies (Up River)
US Sorghum (Gulf)	189.00	189.00	178.00	179.00	VSA Sorghum (Golf)
Argentine Sorghum (Up River)	154.00	156.00	154.00	154.00	Argentynse Sorghum (Up River)
US Soybeans (Gulf)	359.00	355.00	351.00	365.00	VSA Sojabone (Gulf)
Argentine Soybeans (Up River)	357.00	354.00	350.00	360.00	Argentynse Sojabone (Up River)
Canadian Canola	430.00	420.00	411.00	428.00	Kanadese Canola
Argentine Groundnuts Runners 40/50	1431.00	1421.00	1421.00	1421.00	Argentynse Grondbone 40/50 Runners
US Groundnuts Runners 40/50 shelled	1581.00	1581.00	1581.00	1581.00	VSA Grondbone 40/50 Runners uitgedop
Australian Malting Barley (South. Cross Malt)	206.00	206.00	198.00	196.00	Australiese Moutgars (South. Cross Malt)



Futures prices (US\$/t) / Termynpryse (VSA\$/t) (c)(d) (2017/06/13)

Commodity	Jul-17	Sep-17	Dec-17	Mar-18	May-18	Jul-18	Kommoditeit
US No3 Yellow maize	149.99	152.91	157.08	160.70	162.98	164.95	VSA No3 Geelmielies
US No2 HRW wheat	167.92	174.24	183.06	187.76	191.65	194.81	VSA No2 HRW koring
US Soybeans	342.60	344.14	n/a	349.43	351.49	353.69	VSA Sojabone



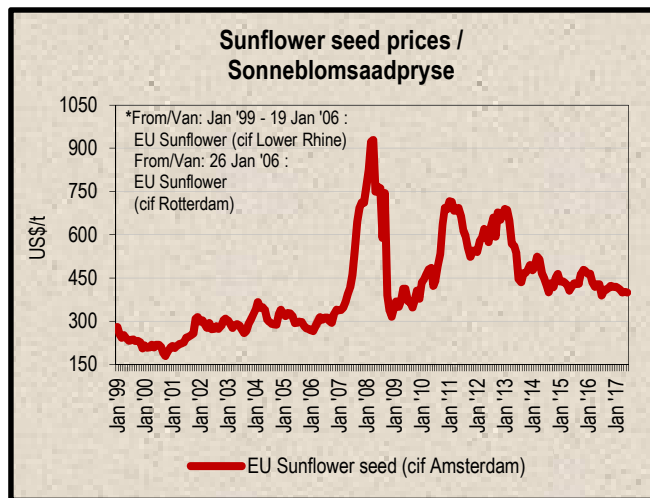
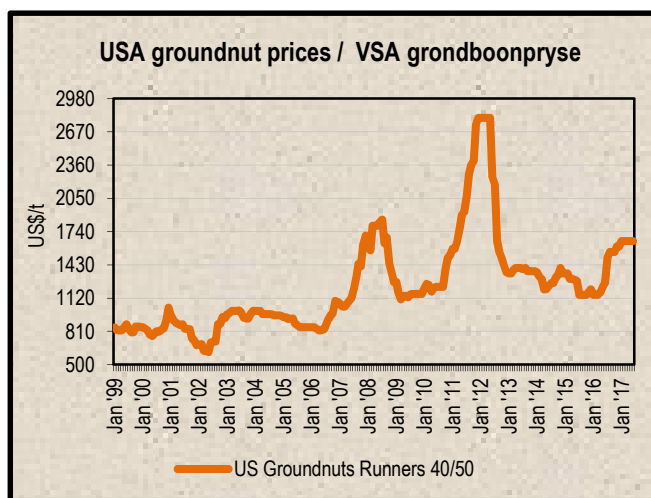
**8. LOWEST REPRESENTATIVE ASKING PRICES**  
(US\$/t)(e)(f)(Prices of previous week)

**8. LAAGSTE VERTEENWOORDIGENDE PRYSE GEVRA**  
(Pryse van vorige week)(VSA\$/t)(e)(f)

US\$/t	2017/06/08	2017/06/01	Change/ Verandering	VSA\$/t
Soybeans, Brazil, c.i.f. Rotterdam	384	375	2.4%	Sojabone, Brasilië, k.a.v. Rotterdam
Soybeans, USA, c.i.f. Rotterdam	383	373	2.7%	Sojabone, VSA, k.a.v. Rotterdam
Groundnuts, USA Runners 40/50*	1650	1650	0.0%	Grondbone, VSA Runners 40/50*
Groundnuts, Argentine Runners 40/50*	1500	1490	0.7%	Grondbone, Argentynse Runners 40/50*
Groundnut-oil, c.i.f. Rotterdam	1520	1550	-1.9%	Grondboon-olie, k.a.v. Rotterdam
Sunflower seed, EU c.i.f. Amsterdam	396	400	-1.0%	Sonneblomsaad, EU k.a.v. Amsterdam
Sunflower-oil, EU (fob) N.W. Europe	780	785	-0.6%	Sonneblom-olie, EU (vab) N.W. Eur.
Rapeseed, Europe, 00, c.i.f. Hamburg	420	420	0.0%	Raapsaad, Europa, 00, k.a.v. Hamburg

\* Shelled, c.i.f. Rotterdam

\* Uitgedop k a v Rotterdam



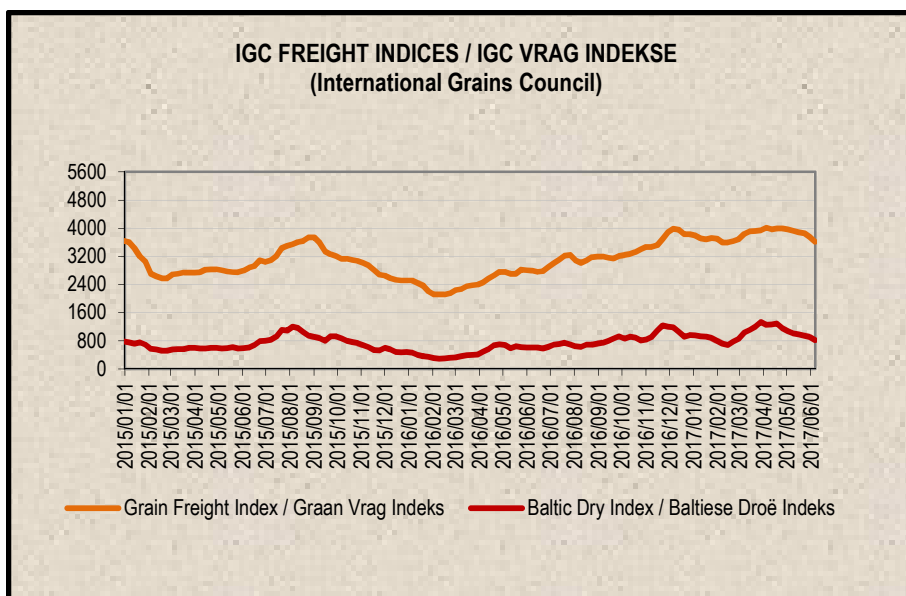
**9. IGC FREIGHT INDICES (b)**

**9. IGC VRAG INDEKSE (b)**

IGC FREIGHT INDICES / IGC VRAG INDEKSE							
	2017/05/02	2017/05/09	2017/05/16	2017/05/23	2017/05/30	2017/06/06	
Grain Freight Index*	3969	3920	3891	3862	3755	3618	Graan Vrag Indeks*
Baltic Dry Index	1073	1007	980	949	912	818	Baltiese Droë Indeks

\* IGC Grain Freight Index represents 15 major grain routes, including five from the United States of America, and two each from other main exporting nations (including Argentina, Black Sea, Europe and Canada); with base an average of the four weeks ending 11 May 2005 = 6000. The updated indices will be available on Thursdays on SAGIS' website.

\* IGC Graan Vrag Indeks verteenwoordig 15 hoof graanroetes, insluitende vyf vanaf die Verenigde State van Amerika, en twee elk van ander hoof uitvoermasies (insluitende Argentinië, Swart See, Europa en Kanada); met basis 'n gemiddeld van die vier weke geëindig 11 Mei 2005 = 6000. Die opgedateerde indekse sal Donderdae op SAGIS se webwerf beskikbaar.



10. IMPORT PARITY PRICES – SUMMER GRAINS (b)

10. INVOERPARITEITPRYSE - SOMERGRANE (b)

INVOERPARITEITPRYSE VAN SOMERGRANE (BTW UITGESLT)			2017/06/15			IMPORT PARITY PRICES OF SUMMER GRAINS (VAT EXCL)		
ITEM	Nota/ Note	Mielies/Maize	Mielies/Maize	Sorghum	Sorghum	Sorghum	ITEM	
		VSA/ USA Golf/Gulf (no.3Y) \$/t	Argentynse/ Argentine Up River \$/t	VSA/ USA Golf/Gulf \$/t	Argentynse/ Argentine Up River \$/t	Australiese/ Australian Brisbane \$/t		
Internasionale VAB pryse	a	164.00	159.00	189.00	154.00	238.00	International FOB prices	
Vraggeld	b	34.00	24.00	34.00	24.00	15.00	Freight Rates	
Assuransie (0.3% van VAB)		0.49	0.48	0.57	0.46	0.71	Insurance (0.3% of FOB)	
1 KOSTE, ASSURANSIE EN VRAG (KAV) \$/T		198.49	183.48	223.57	178.46	253.71	1 COST, INSURANCE AND FREIGHT (CIF) \$/T	
R/\$ Wisselkoers op: 2017/06/13	<i>Omskakel na R/t</i>	12.7947	12.7947	12.7947	12.7947	12.7947	Converted to R/t	
2 KOSTE, ASSURANSIE EN VRAG (KAV) R/t		2539.62	2347.57	2860.51	2283.34	3246.14	2 COST, INSURANCE AND FREIGHT (CIF) R/t	
Finansieringskoste	c	21.92	20.26	24.69	19.71	28.01	Financing cost	
3 KOSTE, ASSURANSIE, VRAG EN FINANSIERING R/t		2561.54	2367.83	2885.20	2303.05	3274.15	3 COST, INSURANCE, FREIGHT AND FINANCING R/t	
Aflaaiikoste:	d, e						Discharging cost:	
- Kaapstad		122.93	122.93	n/a	n/a	n/a	- Cape Town	
- Durban		163.11	163.11	170.37	170.37	170.37	- Durban	
4 VRY OP SPOOR (VOS) R/t	f	0.00	0.00	72.55	59.11	91.35	4 FREE ON RAIL (FOR) R/t	
- Kaapstad		2684.47	2490.76	n/a	n/a	n/a	- Cape Town	
- Durban		2724.65	2530.94	2957.75	2362.16	3365.50	- Durban	
Spoorvragkoste	g						Railage cost	
- Durban na Randfontein		246.10	246.10	246.10	246.10	246.10	- Durban to Randfontein	
5 GELEWER:							5 DELIVERED:	
- Durban na Randfontein R/ton		2970.75	2777.04	3203.85	2608.26	3611.60	- Durban to Randfontein R/ton	

Notas/Notes:

a Bron van pryse en vraggeld : IGC GMI / Source of prices and freight rates: IGC GMI

2017/06/13

Termyn / Term	US\$/ton (VAB/FOB)	Vraggeld/Freight Rate:	US\$/ton
Mielies/Maize: VSA/USA (Golf/Gulf No.3Y)	164.00	US Golf / Gulf	34.00
Mielies/Maize: Argentinië/Argentina (Up River)	159.00	Argentinië / Argentina	24.00
Sorghum: VSA/USA (Golf / Gulf Milo)	189.00	Australië/Australia	15.00
Sorghum: Argentinië/Argentina (Up River)	154.00		
Sorghum: Australië/Australia (Brisbane)	238.00		

b Vraggeld: bereken vir vragte van +/- 20 000 - 30 000t / Freight rates: calculated for freights of +/- 20 000 - 30 000t

c Finansieringskoste: 30 000t @ KAV @ primakoers vir 30 dae. / Financing cost 30 000t @ CIF @ prime rate for 30 days. Bron/Source: SARB 10.50% 2016/03/18

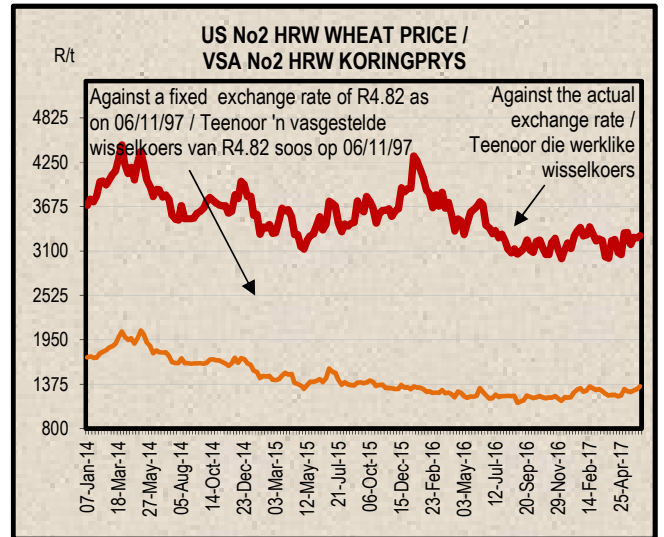
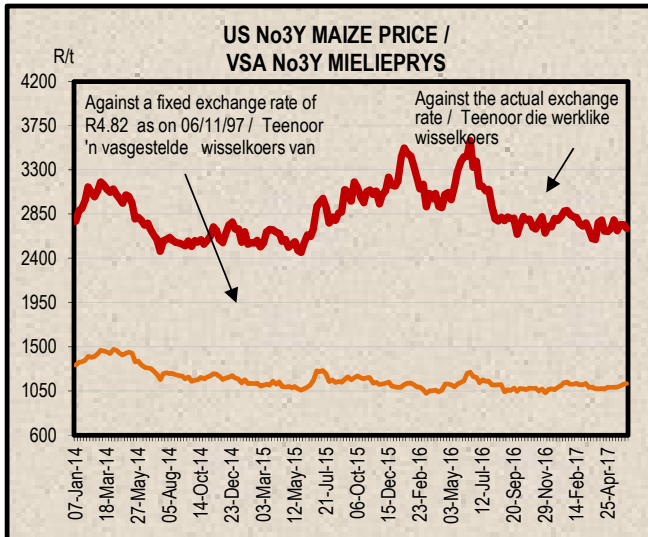
	Mielies/Maize:	Sorghum
Kaapstad / Cape Town:	122.93	n/a
Durban:	163.11	170.37

d Aflaaiikoste / Discharging costs (R/ton): Bron / Source: Hull Blyth

e Ingesluit: Kaaijeld, hantering, kaaitoer, agente/dokumentasie, logistiek & opname (inspeksie van skeepsvrag) / Included: Wharfage, handling, wharf supervision, agent/documentation, logistic & survey (inspection of shipload).  
 Uitgesluit: Gesondheidsinspeksie-, skeepsagentskapfooi, strookbetsingsfooi vir GMO, opbergingskoste asook BTW en invoerbelasting / Excluded: Health inspection fee, Ship agency fee, strip testing fees for GMO, storage costs as well as VAT and import duty.  
 N.B. Slegs 'n aanduiding, aangesien koste van opname beding kan word / N.B. Indication only, as cost of survey can be negotiated.

f Invoertarif / Import Tariff: Mielies/Maize = Vry / Free; Sorghum = 3% op VAB / on FOB

g Neem asb. kennis dat 'n verandering in Spoornet se spoorvrag op 1 April 2016 plaasgevind het na R246.10. / Please take note that there was a change in Spoornet railage cost on 1 April 2016 to R246.10.



11. IMPORT PARITY PRICES – WINTER CEREALS (b)

11. INVOERPARITEITPARYSE - WINTERGRANE (b)

INVOERPARITEITPARYSE VAN WINTERGRANE (BTW UITGESLT)			2017/06/15				IMPORT PARITY PRICES OF WINTER CEREALS (VAT EXCL)		
ITEM	Nota/ Note	Koring/Wheat	Koring/Wheat	Koring/Wheat	Koring/Wheat	Gars/Barley	Gars/Barley	ITEM	
		VSA/ USA Golf/Gulf	VSA/ USA PNW	Argentynse/ Argentine Up River	EU Duitsland/ Germany  B kwaliteit/ quality	Australiese/ Australian Fremantle	Frans/ French Rouen		
		HRW \$/t	DNS \$/t	Trigo Pan \$/t	B kwaliteit/ quality \$/t	Mout/Malting \$/t	Mout/Malting \$/t		
Internasionale VAB pryse Vraggeld Assuransie (0.3% van VAB) 1 KOSTE, ASSURANSIE EN VRAG (KAV) \$/T <i>Omskakel na R/t</i>	a b	223.00 34.00 0.67	280.00 34.00 0.84	190.00 24.00 0.57	201.00 19.00 0.60	206.00 16.00 0.62	210.00 * 20.00 0.63	International FOB prices Freight Rates Insurance (0.3% of FOB) 1 COST, INSURANCE AND FREIGHT (CIF) \$/T <i>Converted to R/t</i>	
R/\$ Wisselkoers op: 2017/06/13		257.67	314.84	214.57	220.60	222.62	230.63	R/\$ Exchange rate on: 2017/06/13	
2 KOSTE, ASSURANSIE EN VRAG (KAV) R/t		12.7947 R/t	12.7947 R/t	12.7947 R/t	12.7947 R/t	12.7947 R/t	12.7947 R/t	2 COST, INSURANCE AND FREIGHT (CIF) R/t	
Finansieringskoste 3 KOSTE, ASSURANSIE, VRAG EN FINANSIERING R/t	c	28.45	34.76	23.69	24.36	24.58	25.47	Financing cost 3 COST, INSURANCE, FREIGHT AND FINANCING R/t	
Aflaai-koste 3.1 Kaapstad (Hoofsaaklik kaaihykraan metode) 3.2 Durban (Hoofsaaklik suig-in-silo metode) Invoertarif op koring	d, e f	3325.26	4063.04	2769.05	2846.87	2872.94	2976.31	3.1 Cape Town (Mainly shore cranes method) 3.2 Durban (Mainly suction into silo method) Import Tariff on wheat	
4 VRY OP SPOOR (VOS) R/t 4.1 Kaapstadhawe 4.2 Durbanhawe	g	124.02 163.11 1190.20	124.02 163.11 1190.20	124.02 163.11 1190.20	124.02 163.11 1190.20	157.11 170.37 0.00	157.11 170.37 0.00	4 FREE ON RAIL (FOR) R/t 4.1 Cape Town Harbour 4.2 Durban Harbour	
Spoorvragkoste - Kaapstad na Paarl - Durban na Randfontein		4639.48 4678.57	5377.26 5416.35	4083.27 4122.36	4161.09 4200.18	3030.05 3043.31	3133.42 3146.68	Railage cost - Cape Town to Paarl - Durban to Randfontein	
<b>5 GELEWER:</b> - Kaapstad na Paarl R/t on - Durban na Randfontein R/t on		<b>4725.08</b> <b>4924.67</b>	<b>5462.86</b> <b>5662.45</b>	<b>4168.87</b> <b>4368.46</b>	<b>4246.69</b> <b>4446.28</b>	<b>n/a</b> <b>3289.41</b>	<b>n/a</b> <b>3392.78</b>	<b>5 DELIVERED:</b> - Cape Town to Paarl R/t on - Durban to Randfontein R/t on	

Notas/Notes: 2017/06/13

a Bron van pryse en vraggeld : IGC GMI  
Source of prices and freight rates: IGC GMI

Termyn / Term	VAB/FOB US\$/tn	Vraggeld / Freight Rate: US\$/tn	Gars/Barley = US\$ + 1
Koring/Wheat HRW No 2 (Hard Red Winter) Golf / Gulf	223.00	US (Golf / Gulf)	34.00
Koring/Wheat DNS 14% No 2 (Dark Northern Spring) Golf / Gulf	280.00	Argentinië / Argentine (Upriver)	24.00
Koring/Wheat Argentinië / Argentine (Up River) Trigo Pan	190.00	EEC (Bordeaux Hamburg)	19.00
Koring/Wheat EU Duitsland / Germany) B kwaliteit / quality	201.00	Australië / Australia (Eastern)	15.00
Gars/Barley: Australiese moutgars/Australian malting barley (Fremantle)	206.00		
Gars/Barley: Franse moutgars/French malting barley (Rouen)	210.00		

b Vraggeld: bereken vir vragte van +/- 20 000 - 30 000t / Freight rates: calculated for freights of +/- 20 000 - 30 000t.

c Finansieringskoste: 30 000t @ KAV @ primakoers vir 30 dae. Bron/Source: SARB 10.50% 2016/03/18  
Financing cost 30 000t @ CIF @ prime rate for 30 days.

d Aflaai-koste / Discharging cost (R/tn):

	Koring/Wheat:	Gars/Barley:
Kaapstad /		
Cape Town:	124.02	157.11
Durban:	163.11	170.37

Bron / Source: Hull Blyth

e Ingesluit: Kaaigelde, hantering, kaaioesig, agente/dokumentasie, logistiek & opnames (inspeksie van skeepsvrag).  
Included: Wharfage, handling, wharf supervision, agent/documentasie, logistic & survey (inspection of shipload).  
Uitgesluit: Gesondheidsinspeksie-, skeepagentskapfooi, strooktoetsingsfooi vir GMO, opbergingskoste asook BTW en invoerbelasting.  
Excluded: Health inspection fee, ship agency fee, strip testing fees for GMO, storage costs as well as VAT and import duty.  
*N.B: Slegs 'n aanduiding, aangesien koste van opname beding kan word / N.B: Indication only, as cost of survey can be negotiated.*

f Invoertarif / Import Tariff  
Koring/Wheat = R1190.20 p/tn  
Gars/Barley = Vry/Free

g Neem asb. Kennis dat Spoorwet se spoorvrag op 1 April 2016 verander het soos volg:  
Kaapstad na Paarl R85.60 en Durban na Randfontein R246.10.  
Please take note that on 1 April 2016 Spoorwet railage cost changed as follows:  
Cape Town to Paarl R85.60 and Durban to Randfontein R246.10.

\* Prys laaste ontvang / Price last received: 2017-04-25.

12. IMPORT PARITY PRICES – OIL SEEDS (b)(e)(f)

12. INVOERPARITEITPRYSE - OLIESADE (b)(e)(f)

INVOERPARITEITPRYSE VAN OLIESADE (BTW UITGESLT)	2017-06-15	IMPORT PARITY PRICES OF OIL SEEDS (VAT EXCL)							
ITEM	Nota/ Note	Sojabone/ Soybeans	Sojabone/ Soybeans	Sojabone/ Soybeans	Sonneblom/ Sunflower	Canola	Grondbone/ Groundnuts	Grondbone/ Groundnuts	ITEM
		VSA/ USA Golf/Gulf	Argentynse/ Argentine Up River	Brazilië/ Brazil Paranagua	EU Franse/ French Bordeaux	Kanadese/ Canadian Vancouver	Argentynse/ Argentine Raw Runners 40/50	VSA/ USA Raw Runners 40/50	
		\$/t	\$/t	\$/t	\$/t	\$/t	\$/t	\$/t	
Internasionale VAB pryse	a	359.00	357.00	364.00	393.00	430.00	1431.00 *	1581.00 *	International FOB prices
Vraggeld	b	34.00	24.00	24.00	19.00	29.00	69.00	34.00	Freight Rates
Assuransie (0.3% van VAB)		1.08	1.07	1.09	1.18	1.29	4.29	4.74	Insurance (0.3% of FOB)
1 KOSTE, ASSURANSIE EN VRAG (KAV) \$/t Omskakel na R/t R/\$ Wisselkoers op: 2017/06/13		394.08	382.07	389.09	413.18	460.29	1504.29	1619.74	1 COST, INSURANCE AND FREIGHT (CIF) \$/t Converted to R/t R/\$ Exchange rate on: 2017/06/13
2 KOSTE, ASSURANSIE EN VRAG (KAV) R/t		12.7947 R/t	12.7947 R/t	12.7947 R/t	12.7947 R/t	12.7947 R/t	12.7947 R/t	12.7947 R/t	2 COST, INSURANCE AND FREIGHT (CIF) R/t
3 KOSTE, ASSURANSIE, VRAG EN FINANSIERING R/t	c	5042.14	4888.47	4978.29	5286.51	5889.27	19246.94	20724.09	Financing cost 3 COST, INSURANCE, FREIGHT AND FINANCING R/t
Finansieringskoste		43.51	42.19	42.96	45.62	50.83	166.10	178.85	
4 VRY OP SPOOR (VOS) R/t Durban	d, e	5085.65	4930.66	5021.25	5332.13	5940.10	19413.04	20902.94	Discharging cost: Durban Import Tariff: 4 FREE ON RAIL (FOR) R/t Durban
Afmaakoste: Durban	f	170.37	170.37	170.37	268.74	170.37	579.41	579.41	
Invoertarif:		367.46	365.42	372.58	0.00	550.17	1830.92	2022.84	
5 GELEWER: - Durban na Randfontein R/ton	g	5623.48	5466.45	5564.20	5600.87	6660.64	21823.37	23505.19	Railage cost - Durban to Randfontein 5 DELIVERED: - Durban to Randfontein R/ton
Spoorvragkoste									
- Durban na Randfontein		246.10	246.10	246.10	246.10	246.10	-	-	
5 GELEWER: - Durban na Randfontein R/ton		5869.58	5712.55	5810.30	5846.97	6906.74	-	-	

Notas/Notes:

a Bron van pryse en vraggeld / Source of prices and freight rates : IGC (GMI), Georgalos Peanut World & Oilworld 2017/06/13

Termyn / Term	US\$/ton (VAB/FOB)	Vraggeld/Freight Rate:	US\$/ton
Sojabone/Soybeans: VSA/USA (Golf/Gulf)	Jul 2017 359.00	US Golf / Gulf	34.00
Sojabone/Soybeans: Argentinië/Argentina (Up River)	Jun 2017 357.00	Argentinië / Argentina	24.00
Sojabone/Soybeans: Brazilië/Brazil (Paranagua)	Jul 2017 364.00	EEC (Bordeaux/Hamburg)	19.00
Sonneblom/Sunflower: EU Frankryk/France (Bordeaux)	Sep 2017 393.00	Kanada/Canada (North Pacific)	29.00
Canola: Kanada/Canada (Vancouver)	Jun 2017 430.00	Grondbone/Groundnuts (ARG)	69.00
Grondbone/Groundnuts: Argentinië/Argentina (Raw Runner 40/50)	Aug 2017 1431.00		
Grondbone/Groundnuts: VSA/USA (Runners 40/50)	Jun 2017 1581.00		

b Vraggeld: bereken vir vragte van +/- 20 000 - 30 000t / Freight rates: calculated for freights of +/- 20 000 - 30 000t

c Finansieringskoste: 30 000t @ KAV @ primakoers vir 30 dae. Bron/Source: SARB 10.50% 2016/03/18  
Financing cost: 30 000t @ CIF @ prime rate for 30 days.

d Afmaakoste / Discharging costs (R/ton):

	Sojabone/ Soybeans	Sonneblom/ Sunflower	Canola	Grondbone/ Groundnuts
Bron / Source: Hull Blyth				
Durban:	170.37	268.74	170.37	579.41

e Afmaakoste / Discharging fees:

Ingesluit: Kaai gelde, hantering, kaaitoetsing, agente/dokumentasie, logistiek & opnames (inspeksie van skeepsvrag) / Included: Wharfage, handling, wharf supervision, agent/documentation, logistic & survey (inspection of shipload).

Uitgesluit: Gesondheidsinspeksie-, skeepsagentskapfooi, strooktoetsingsfooi vir GMO, opbergingskoste asook BTW en invoerbelasting / Excluded: Health inspection fee, Ship agency fee, strip testing fees for GMO, storage costs as well as VAT and import duty.

N.B: Slegs 'n aanduiding, aangesien koste van opname beding kan word / N.B: Indication only, as cost of survey can be negotiated.

f Invoertarif / Import Tariff:

Sojabone/Soybeans = 8% op VAB / on FOB  
Sonneblom/Sunflower = Vry / Free  
Canola = 10% op VAB / on FOB  
Grondbone/Groundnuts = 10% op VAB / on FOB

g Neem asb. Kennis dat Spoornet se spoorvrag op 1 April 2016 verander het na R246.10.

Please take note that on 1 April 2016 Spoornet railage cost changed to R246.10.

\* Kwotasies is k.a.v. pryse. VAB pryse dus berekende pryse (kav minus vraggeld) / Quotes are c.i.f. prices. FOB prices are therefore calculated prices (cif minus freight rates).



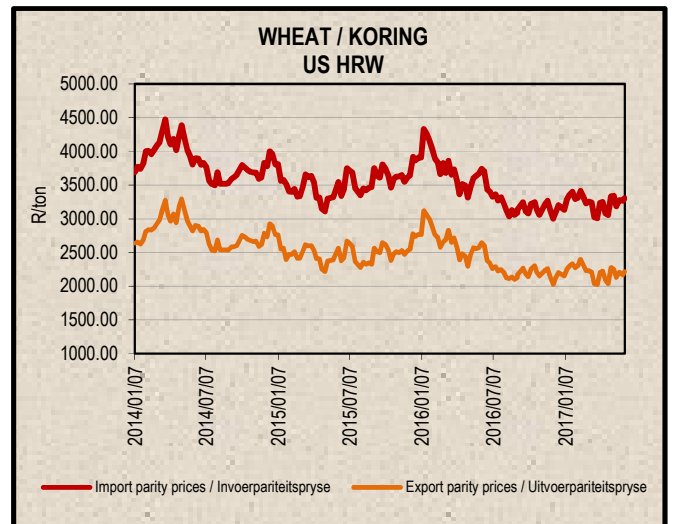
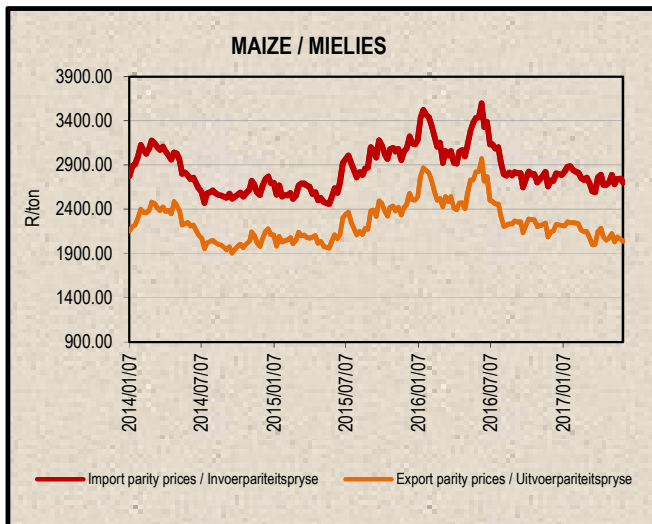
13. EXPORT PARITY PRICES (b)

13. UITVOERPARITEITPRYSE (b)

INDICATIVE EXPORT PARITY PRICES				2017/06/15		AANDUIDENDE UITVOERPARITEITSPRYSE	
This is <b>only an example</b> of how an export parity price can be calculated - it can vary according to need	US No3Y Maize/ Mielies Gulf/Golf (b)	US HRW Wheat/Koring Gulf/Golf (b)	US DNS 14% Wheat/Koring PNW (b)	Argentine Raw Runner 40/50 Groundnuts/ Grondbone (f)	Hierdie is <b>slegs 'n voorbeeld</b> van hoe 'n uitvoerpariteitsprys bereken kan word - dit kan varieer volgens behoefte		
	Jun 2017	Jun 2017	Jun 2017	Aug 2017			
FOB Gulf value (\$/t)	164.00	223.00	280.00	1431.00	VAB Golfwaarde (\$/t)		
Difference in quality and locality of SA <sup>1</sup> Maize: Plus US\$10 (\$/t) Groundnuts: Less 3,5% of fob value	\$10.00			96,5%	Kwaliteits- en liggingsverskil van SA <sup>1</sup> Mielies: Plus VSA\$10 (\$/t) Grondbone: Min 3,5% van vab waarde		
SA fob price (\$/t)	174.00	223.00	280.00	1380.92	SA vab prys (\$/t)		
Exchange rate (1\$=): (2017/06/13)	12.7947	12.7947	12.7947	12.7947	Wisselkoers (1\$=): (2017/06/13)		
FOB Gulf value (R/t)	2226.28	2853.22	3582.52	17668.46	VAB Golfwaarde (R/t)		
<b>Marketing costs:</b>					<b>Bemerkings koste:</b>		
Financing (Prime rate 10.50% - 30 days) (R/t)	19.21	24.62	30.92	152.48	Finansieringskoste (Primakoers 10.50% - 30 dae) (R/t)		
Railage: <sup>2</sup> Randfontein – Durban harbour	246.10	246.10	246.10	-	Spoorvrag: <sup>2</sup> Randfontein – Durbanhawe		
Loading costs: (R/t) <sup>3</sup> Durban Harbour (Mainly spout method)	151.88	163.20	163.20	467.13	Oplaikoste: (R/t) <sup>3</sup> Durbanhawe (Hoofsaaklik tregter metode)		
<b>EXPORT REALISATION (R/t):</b>					<b>UITVOER REALISASIE (R/t):</b>		
<b>Randfontein</b>	<b>1809.09</b>	<b>2419.30</b>	<b>3142.30</b>	<b>17048.85</b>	<b>Randfontein</b>		

<p><i>Difference in quality and locality of SA (As requested by the industry)</i> As from 14 June 2012, the discount/rebate will no longer be used to calculate the export parity price on US HRW and a new calculation will be added for US DNS, also without the discount/rebate.</p> <p><i>Railage costs:</i> Please take note that on 1 April 2016 Spoornet railage cost changed to R246.10.</p> <p><i>Loading costs, received from Hull Blyth:</i> Included: Cargo dues, handling, wharf supervision, agency/documentation, logistics &amp; surveys (inspection of cargo). Excluded: Ship agent fees, health &amp; PPECB inspections, storage facility &amp; transport costs to storage facility, VAT &amp; duties.</p>	<p>1</p> <p>2</p> <p>3</p>	<p><i>Kwaliteits- en liggingsverskil van SA (Soos deur die bedryf versoek)</i> Vanaf 14 Junie 2012 sal die diskonto/premie nie meer gebruik word by die berekening van die uitvoerpariteitprys van US HRW nie en 'n nuwe berekening word nou vir US DNS gedoen, ook sonder diskonto/premie.</p> <p><i>Spoorvrag koste:</i> Neem asb. Kennis dat Spoornet se spoorvrag op 1 April 2016 verander het na R246.10.</p> <p><i>Oplaikoste, ontvang van Hull Blyth:</i> Ingesluit: Kaaigelde, hantering, kaaitoesig, agente/dokumentasie, logistiek &amp; opnames (inspeksie van skeepsvrag) Uitgesluit: Skeepagentskaps-, inspeksie-, opbergings- en vervoerkoste na opbergingsfasiliteit, BTW &amp; invoerbelasting.</p>
--	----------------------------	---



**14. WEATHER**

For local weather, please follow the link below:  
[www.weathersa.co.za](http://www.weathersa.co.za)

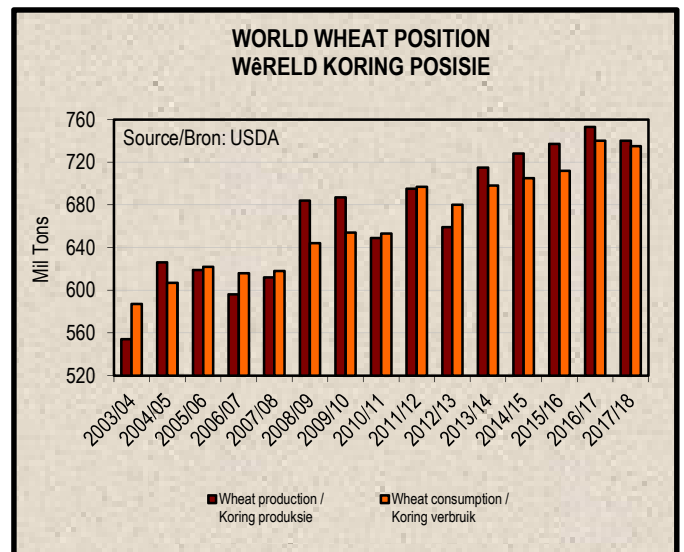
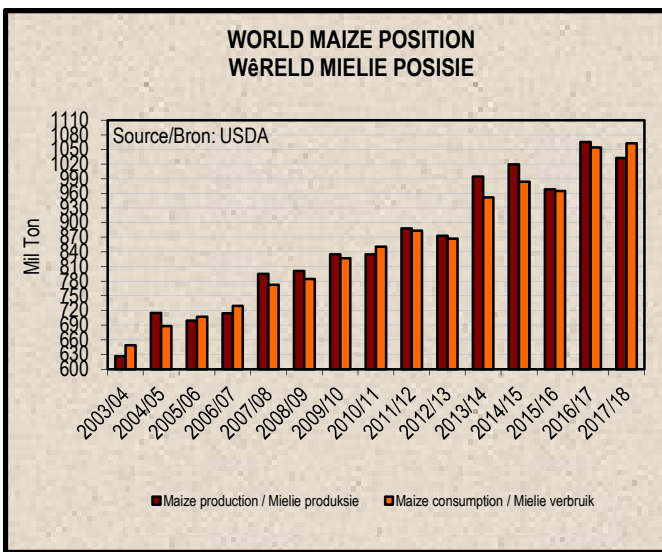
**14. WEER**

Vir plaaslike weer, volg asseblief die onderstaande skakel:  
[www.weathersa.co.za](http://www.weathersa.co.za)

**15. SUNDRIES (g)**

**15. DIVERSE (g)**

World Balance Sheet / Wêreld Balansstaat (2017/06/09)										
Million Ton	2017/18									Miljoen Ton
	Maize Mielies	Wheat Koring	Barley Gars	Sorghum	Oats Hawer	Ground-nuts Grond-bone	Canola/ Rape-seed	Soybeans Sojabone	Sunflower seed Sonne-blomsaad	
Production	1 032	740	137	59	23	43	73	345	47	Produksie
Consumption	1 062	735	144	61	24	19	69	302	43	Verbruik
Trade	151	181	24	7	3	4	16	149	2	Handel
Stock	194	261	18	5	2	2	5	92	2	Voorraad



**Sources /Bronne:**

(a) = Safex; (b) = International Grains Council; (c) = CBOT; (d) = KCBT;  
 (e) = Oil World; (f) = Georganos Peanut World; (g) = USDA Fas-Online.

\* Formula according to ITAC (International Trade Administration Commission of South Africa)/  
 Formule volgens ITAC (International Trade Administration Commission of South Africa)

SAGIS  
 Nico Hawkins  
 General Manager / Hoofbestuurder

**Indemnity/Vrywaring:** Although everything has been done to ensure the accuracy of the information, neither SAGIS nor any of its directors or employees takes any responsibility for actions or losses that might occur as a result of the usage of this information. / Alhoewel alles gedoen is om te verseker dat die inligting korrek is, aanvaar nie SAGIS of enige van sy direkteure of werknemers verantwoordelikheid vir enige aksies of verliese as gevolg van die inligting wat gebruik is nie.