

SAGIS WEEKLY BULLETIN / SAGIS WEEKLIKSE BULLETIN

1. Producer Deliveries (ton):			1. Produsentelewerings (ton):	
Commodity	Latest week/ Jongste week: 10 - 16 Jun 2017	Total: current marketing year/ Totaal: huidige bemarkingsjaar	Total: same period previous marketing year/ Totaal: selfde periode vorige bemarkingsjaar	Kommoditeit
White maize	610 221	2 714 962	757 803	Witmielies
Yellow maize	486 128	2 600 571	1 507 155	Geelmielies
Total: maize	1 096 349	5 315 533	2 264 958	Totaal: mielies
Wheat	827	1 852 728	1 389 969	Koring

2. Imports (ton):			2. Invoere (ton):	
2.1 Imports for RSA			2.1 Invoere vir RSA	
Commodity	Latest week/ Jongste week: 10 - 16 Jun 2017	Total: current marketing year/ Totaal: huidige bemarkingsjaar	Total: same period previous marketing year/ Totaal: selfde periode vorige bemarkingsjaar	Kommoditeit
White maize	0	0	14 700	Witmielies
Yellow maize	0	0	233 514	Geelmielies
Maize Total	0	0	248 214	Mielies Totaal
Wheat	0	558 935	1 453 844	Koring
Origin of imports / Oorsprong van invoere				
White maize/Witmielies		Yellow maize/Geelmielies		Wheat/Koring
				Argentina
				Canada
				Czech Republic
				Germany
				Poland
				Romania
				Russia
				USA
2.2 Imports for other countries			2.2 Invoere vir ander lande	
White maize	0	0	7 613	Witmielies
Yellow maize	0	0	479	Geelmielies
Maize Total	0	0	8 092	Mielies Totaal
Wheat	4 300	153 896	177 041	Koring
Origin of imports / Oorsprong van invoere				
White maize/Witmielies		Yellow maize/Geelmielies		Wheat/Koring
				Argentina
				Canada
				Germany
				Poland
				Romania
				Russia
				USA

3. Exports (ton):
3.1 RSA Exports

Commodity	Latest week/ Jongste week: 10 - 16 Jun 2017	Total: current marketing year/ Totaal: huidige bemarkingsjaar	Total: same period previous marketing year/ Totaal: selfde periode vorige bemarkingsjaar	Kommoditeit
White maize	35 815	85 998	72 163	Witmielies
Yellow maize	28 541	127 965	34 094	Geelmielies
Maize Total	64 356	213 963	106 257	Mielies Totaal
Wheat	1 137	85 407	39 444	Koring

Destination of exports / Bestemming van uitvoere

White maize/Witmielies	Yellow maize/Geelmielies	Wheat/Koring
Botswana	Botswana	Botswana
Kenya	North Korea	Lesotho
Lesotho	South Korea	Mozambique
Mozambique	Lesotho	Namibia
Namibia	Mozambique	Swaziland
Swaziland	Namibia	Zambia
Zambia	Swaziland	Zimbabwe
Zimbabwe	Taiwan	
	Zambia	
	Zimbabwe	

3.2 Imports for Exports

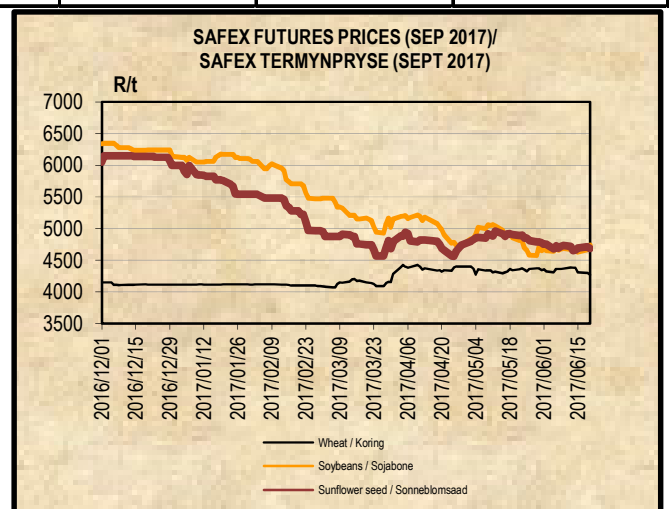
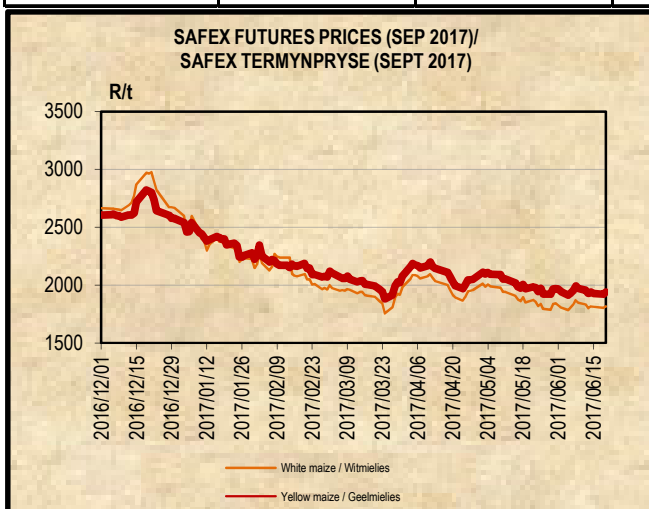
Commodity	White maize	Yellow maize	Wheat	Kommoditeit
White maize	301	7 992	2 091	Witmielies
Yellow maize	0	0	2 901	Geelmielies
Maize Total	301	7 992	4 992	Mielies Totaal
Wheat	374	157 728	179 007	Koring

Destination of exports / Bestemming van uitvoere

White maize/Witmielies	Yellow maize/Geelmielies	Wheat/Koring
Botswana		Botswana
Lesotho		Lesotho
Zimbabwe		Swaziland
		Zambia
		Zimbabwe

3.2 Invoere vir Uitvoere
4. DOMESTIC PRICES PER SAFEX (R/t)(a)
4. PLAASLIKE PRYSE VOLGENS SAFEX (R/t)(a)

Commodity	Future Prices / Termynpryse (2017/06/20) R/ton					Kommoditeit
	Jun-17	Jul-17	Sep-17	Dec-17	Mar-18	
White maize	1742.00	1754.00	1815.00	1881.00	1925.00	Witmielies
Yellow maize	1875.00	1887.00	1940.00	2007.00	2052.00	Geelmielies
Wheat	4510.00	4423.00	4269.00	4168.00	4270.00	Koring
Sunflower	4517.00	4557.00	4685.00	4877.00	4915.00	Sonneblom
Soybeans	4616.00	4648.00	4740.00	4851.00	4913.00	Sojabone
Sorghum	n/a	2700.00	3000.00	3174.00	3335.00	Sorghum



5. IMPORT TARIFF ON MAIZE (b)*
5. INVOERTARIEF OP MIELIES (b)*

Derived US No2Y Yellow Maize fob (Gulf) (b)	2017-06-14	2017-06-15	2017-06-16	2017-06-19	2017-06-20	Afgeleide VSA No2Y Geelmielies vab (Golf) (b)
RSA Initial Reference Price	\$110.00					RSA Oorspronklike Verwysingsprys
Base price (\$/t)	117.65	117.65	117.65	117.65	117.65	Basisprys (\$/t)
Daily price (\$/t) (IGC)	163.60	164.60	166.60	163.60	161.60	Daaglikse prys (\$/t) (IGC)
Average of 21 days (\$/t)	163.84	163.98	164.36	164.36	164.22	Gemiddeld van 21 dae (\$/t)
Deviation from base price (\$/t)	-46.19	-46.33	-46.71	-46.71	-46.57	Afwyking van basisprys (\$/t)
Duty on maize (\$/t)	-53.84	-53.98	-54.36	-54.36	-54.22	Reg op mielies (\$/t)
Duty on maize (R/t)	-699.46	-700.14	-703.61	-702.36	-699.98	Reg op mielies (R/t)
R/\$ Exchange rate (average of 21 days)	12.9915	12.9704	12.9436	12.9206	12.9100	R/\$ Wisselkoers (gemiddeld van 21 dae)
Tariff Gazetted 2006/12/08	R0.00/t					Tarief gepubliseer 2006/12/08

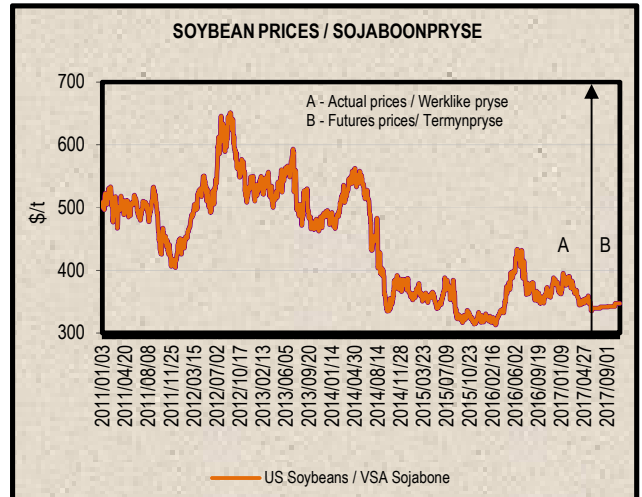
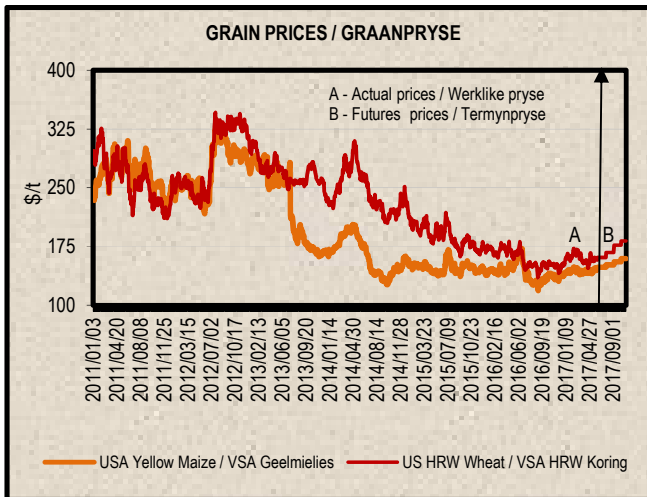
6. IMPORT TARIFF ON WHEAT (b)*
6. INVOERTARIEF OP KORING (b)*

US No2 HRW fob (Gulf)	2017/05/23	2017/05/30	2017/06/06	2017/06/13	2017/06/20	VSA No2 HRW vab (Golf)
RSA Initial Reference Price						RSA Oorspronklike Verwysingsprys
Base price (\$/t)	191.33	191.33	191.33	191.33	191.33	Basis prys (\$/t)
Weekly price (\$/t) (IGC)	200.00	201.00	209.00	223.00	244.00	Weeklikse prys (\$/t) (IGC)
3 Weeks moving average (\$/t)	198.00	199.00	203.33	211.00	225.33	3 Weke skuiwende gemiddeld (\$/t)
Number of weeks that the deviation is more than \$10			1	2	3	Aantal weke wat die afwyking meer as \$10 is
Deviation from base price (\$/t)	-6.67	-7.67	-12.00	-19.67	-34.00	Afwyking van basisprys (\$/t)
Calculated Duty on wheat (\$/t)	96.00	95.00	90.67	83.00	68.67	Berekende Reg op koring (\$/t)
Calculated Duty on wheat (R/t)	1274.53	1236.53	1157.65	1061.96	892.32	Berekende Reg op koring (R/t)
R/\$ Exchange rate	13.2763	13.0161	12.7677	12.7947	12.9943	R/\$ Wisselkoers
Tariff Gazetted 2017/03/31 (R/t)	R 1 190.20					Tarief gepubliseer 2017/03/31 (R/t)

7. PRICES – INTERNATIONAL (US\$/t)

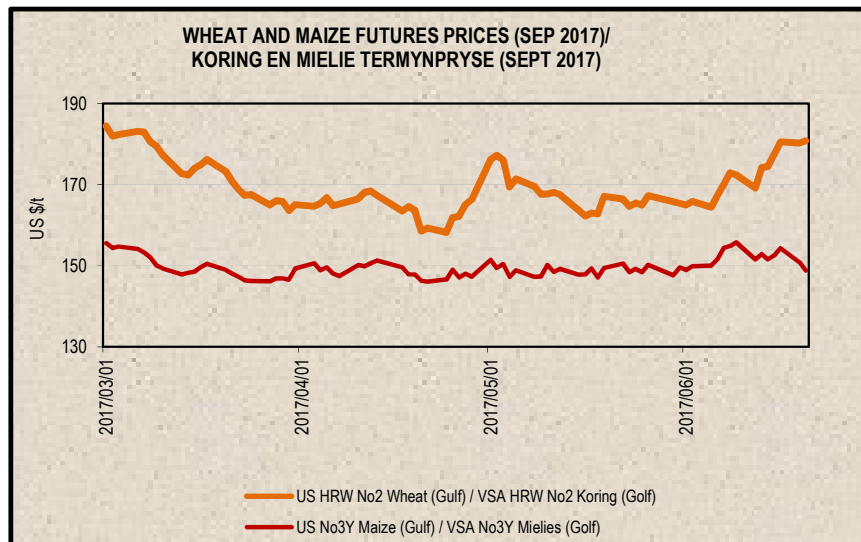
7. PRYSE - INTERNASIONAAL (VSA\$/t)

FOB (US\$/t)	Export Quotations/ Uitvoerkwotasie (b)(e)(f)				VAB (VSA\$/t)
	2017/06/20	2017/06/13	2017/06/06	2017/05/30	
US No 2 HRW Wheat (Gulf)	244.00	223.00	209.00	201.00	VSA No 2 HRW Koring (Golf)
US DNS Wheat 14% PNW	293.00	280.00	270.00	260.00	VSA DNS Koring 14% PNW
Argentine Wheat (Up River)	192.00	190.00	188.00	188.00	Argentynse Koring (Up River)
EC (France) Wheat (grade 1)	190.00	186.00	187.00	186.00	EU (Frankryk) Koring (graad 1)
EC (Germany) B Quality Wheat	202.00	201.00	199.00	199.00	EU (Duitsland) B Kwaliteit Koring
Black Sea Milling Wheat	186.00	190.00	190.00	189.00	Swart See Maalkoring
US No 3Y Maize (Gulf)	160.00	164.00	163.00	161.00	VSA No3Y Mielies (Golf)
Argentine Maize (Up River)	154.00	159.00	163.00	160.00	Argentynse Mielies (Up River)
US Sorghum (Gulf)	182.00	189.00	189.00	178.00	VSA Sorghum (Golf)
Argentine Sorghum (Up River)	150.00	154.00	156.00	154.00	Argentynse Sorghum (Up River)
US Soybeans (Gulf)	357.00	359.00	355.00	351.00	VSA Sojabone (Gulf)
Argentine Soybeans (Up River)	358.00	357.00	354.00	350.00	Argentynse Sojabone (Up River)
Canadian Canola	428.00	430.00	420.00	411.00	Kanadese Canola
Argentine Groundnuts Runners 40/50	1431.00	1431.00	1421.00	1421.00	Argentynse Grondbone 40/50 Runners
US Groundnuts Runners 40/50 shelled	1581.00	1581.00	1581.00	1581.00	VSA Grondbone 40/50 Runners uitgedop
Australian Malting Barley (South. Cross Malt)	217.00	206.00	206.00	198.00	Australiese Moutgars (South. Cross Malt)



Futures prices (US\$/t) / Termynpryse (VSA\$/t) (c)(d) (2017/06/20)

Commodity	Jul-17	Sep-17	Dec-17	Mar-18	May-18	Jul-18	Kommoditeit
US No3 Yellow maize	145.66	148.81	152.75	156.53	158.81	160.86	VSA No3 Geelmielies
US No2 HRW wheat	174.24	180.85	190.18	195.55	198.85	201.43	VSA No2 HRW koring
US Soybeans	340.83	342.89	n/a	349.87	352.00	354.06	VSA Sojabone



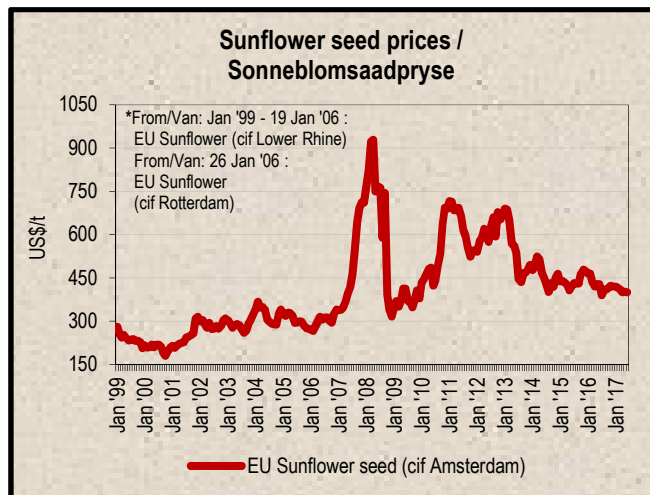
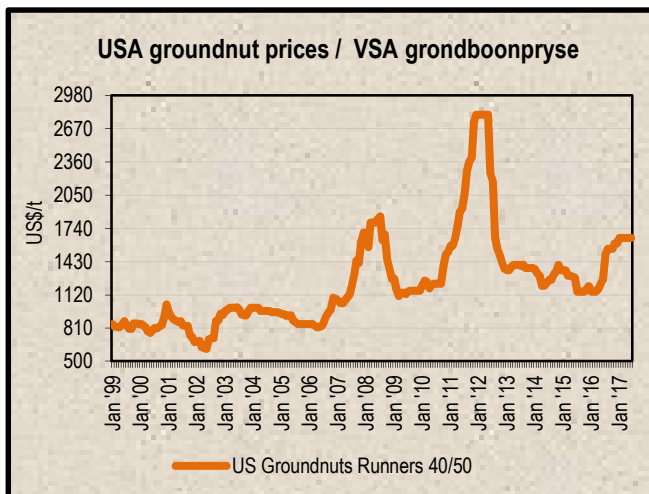
8. LOWEST REPRESENTATIVE ASKING PRICES
(US\$/t)(e)(f)(Prices of previous week)

8. LAAGSTE VERTEENWOORDIGENDE PRYSE GEVRA
(Pryse van vorige week)(VSA\$/t)(e)(f)

US\$/t	2017/06/15	2017/06/08	Change/ Verandering	VSA\$/t
Soybeans, Brazil, c.i.f. Rotterdam	381	384	-0.8%	Sojabone, Brasilië, k.a.v. Rotterdam
Soybeans, USA, c.i.f. Rotterdam	380	383	-0.8%	Sojabone, VSA, k.a.v. Rotterdam
Groundnuts, USA Runners 40/50*	1650	1650	0.0%	Grondbone, VSA Runners 40/50*
Groundnuts, Argentine Runners 40/50*	1500	1500	0.0%	Grondbone, Argentynse Runners 40/50*
Groundnut-oil, c.i.f. Rotterdam	1515	1520	-0.3%	Grondboon-olie, k.a.v. Rotterdam
Sunflower seed, EU c.i.f. Amsterdam	395	396	-0.3%	Sonneblomsaad, EU k.a.v. Amsterdam
Sunflower-oil, EU (fob) N.W. Europe	778	780	-0.3%	Sonneblom-olie, EU (vab) N.W. Eur.
Rapeseed, Europe, 00, c.i.f. Hamburg	394	399	-1.3%	Raapsaad, Europa, 00, k.a.v. Hamburg

* Shelled, c.i.f. Rotterdam

* Uitgedop k a v Rotterdam



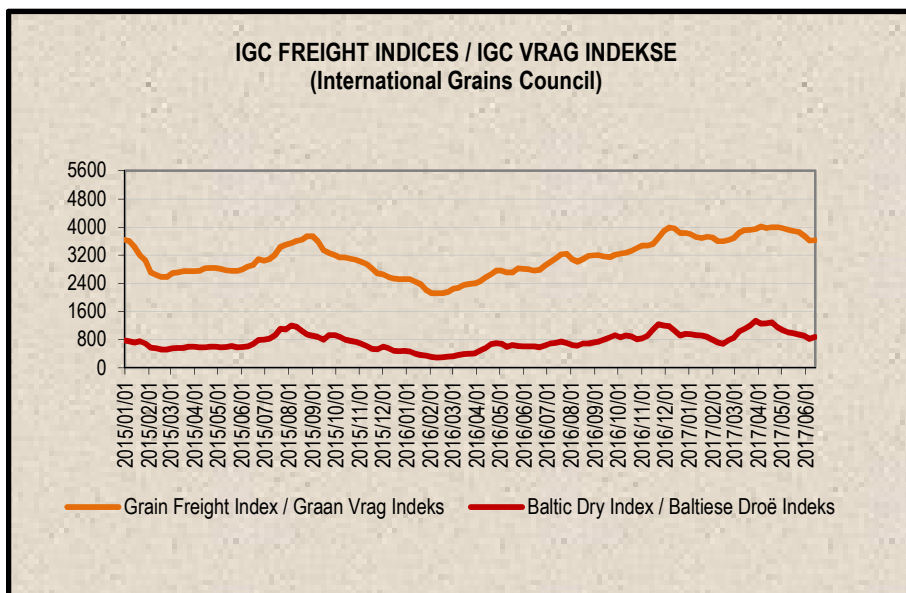
9. IGC FREIGHT INDICES (b)

9. IGC VRAG INDEKSE (b)

IGC FREIGHT INDICES / IGC VRAG INDEKSE							
	2017/05/09	2017/05/16	2017/05/23	2017/05/30	2017/06/06	2017/06/13	
Grain Freight Index*	3920	3891	3862	3755	3618	3628	Graan Vrag Indeks*
Baltic Dry Index	1007	980	949	912	818	870	Baltiese Droë Indeks

* IGC Grain Freight Index represents 15 major grain routes, including five from the United States of America, and two each from other main exporting nations (including Argentina, Black Sea, Europe and Canada); with base an average of the four weeks ending 11 May 2005 = 6000. The updated indices will be available on Thursdays on SAGIS' website.

* IGC Graan Vrag Indeks verteenwoordig 15 hoof graanroetes, insluitende vyf vanaf die Verenigde State van Amerika, en twee elk van ander hoof uitvoermasies (insluitende Argentinië, Swart See, Europa en Kanada); met basis 'n gemiddeld van die vier weke geëindig 11 Mei 2005 = 6000. Die opgedateerde indekse sal Donderdae op SAGIS se webwerf beskikbaar.



10. IMPORT PARITY PRICES – SUMMER GRAINS (b)

10. INVOERPARITEITPRYSE - SOMERGRANE (b)

INVOERPARITEITPRYSE VAN SOMERGRANE (BTW UITGESLT)				2017/06/22			IMPORT PARITY PRICES OF SUMMER GRAINS (VAT EXCL)		
ITEM	Nota/ Note	Mielies/Maize	Mielies/Maize	Sorghum	Sorghum	Sorghum	ITEM		
		VSA/ USA Golf/Gulf (no.3Y) \$/t	Argentynse/ Argentine Up River \$/t	VSA/ USA Golf/Gulf \$/t	Argentynse/ Argentine Up River \$/t	Australiese/ Australian Brisbane \$/t			
Internasionale VAB pryse	a	160.00	154.00	182.00	150.00	246.00	International FOB prices		
Vraggeld	b	36.00	25.00	36.00	25.00	16.00	Freight Rates		
Assuransie (0.3% van VAB)		0.48	0.46	0.55	0.45	0.74	Insurance (0.3% of FOB)		
1 KOSTE, ASSURANSIE EN VRAG (KAV) \$/T		196.48	179.46	218.55	175.45	262.74	1 COST, INSURANCE AND FREIGHT (CIF) \$/T		
R/\$ Wisselkoers op: 2017/06/20	<i>Omskakel na R/t</i>	12.9943	12.9943	12.9943	12.9943	12.9943	<i>Converted to R/t</i>		
2 KOSTE, ASSURANSIE EN VRAG (KAV) R/t		2553.12	2331.96	2839.90	2279.85	3414.12	2 COST, INSURANCE AND FREIGHT (CIF) R/t		
Finansieringskoste	c	22.03	20.13	24.51	19.68	29.46	Financing cost		
3 KOSTE, ASSURANSIE, VRAG EN FINANSIERING R/t		2575.15	2352.09	2864.41	2299.53	3443.58	3 COST, INSURANCE, FREIGHT AND FINANCING R/t		
Afaaikoste:	d, e						Discharging cost:		
- Kaapstad		122.93	122.93	n/a	n/a	n/a	- Cape Town		
- Durban		163.11	163.11	170.37	170.37	170.37	- Durban		
Invoertarif	f	0.00	0.00	70.95	58.47	95.90	Import Tariff		
4 VRY OP SPOOR (VOS) R/t							4 FREE ON RAIL (FOR) R/t		
- Kaapstad		2698.08	2475.02	n/a	n/a	n/a	- Cape Town		
- Durban		2738.26	2515.20	2935.36	2358.00	3539.48	- Durban		
Spoorvragkoste	g						Railage cost		
- Durban na Randfontein		246.10	246.10	246.10	246.10	246.10	- Durban to Randfontein		
5 GELEWER:							5 DELIVERED:		
- Durban na Randfontein R/ton		2984.36	2761.30	3181.46	2604.10	3785.58	- Durban to Randfontein R/ton		

Notas/Notes:

a Bron van pryse en vraggeld : IGC GMI
Source of prices and freight rates: IGC GMI

2017/06/20

Termyn / Term	US\$/ton (VAB/FOB)	Vraggeld/Freight Rate:	US\$/ton
Mielies/Maize: VSA/USA (Golf/Gulf No.3Y)	160.00	US Golf / Gulf	36.00
Mielies/Maize: Argentinië/Argentina (Up River)	154.00	Argentinië / Argentina	25.00
Sorghum: VSA/USA (Golf / Gulf Milo)	182.00	Australië/Australia	16.00
Sorghum: Argentinië/Argentina (Up River)	150.00		
Sorghum: Australië/Australia (Brisbane)	246.00		

b Vraggeld: bereken vir vragte van +/- 20 000 - 30 000t / Freight rates: calculated for freights of +/- 20 000 - 30 000t.

c Finansieringskoste: 30 000t @ KAV @ primakoers vir 30 dae. Bron/Source: SARB 10.50% 2016/03/18
Financing cost: 30 000t @ CIF @ prime rate for 30 days.

d Afaaikoste / Discharging costs (R/ton):

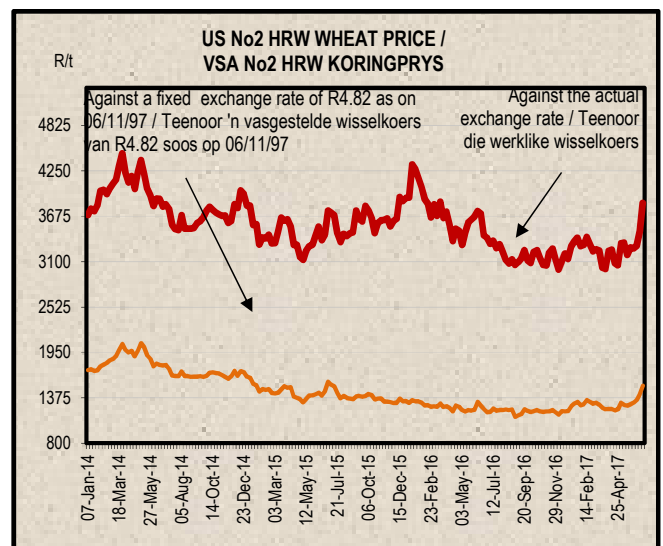
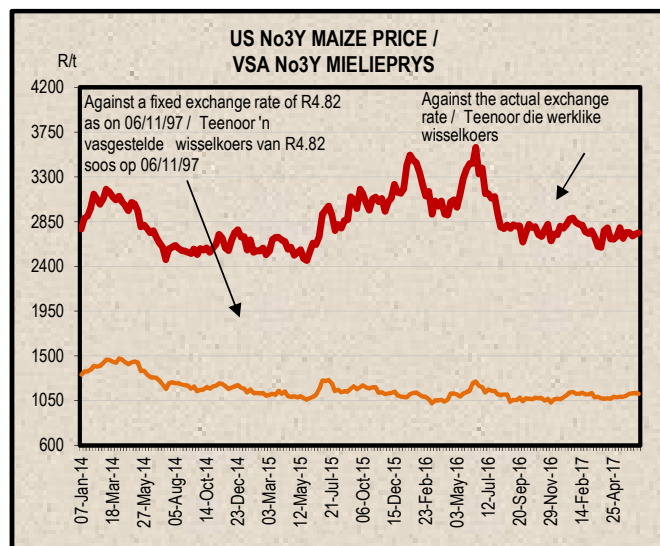
	Mielies/Maize:	Sorghum
Kaapstad / Cape Town:	122.93	n/a
Durban:	163.11	170.37

Bron / Source: Hull Blyth

e Ingesluit: Kaaielde, hantering, kaatbesig, agente/dokumentasie, logistiek & opnames (inspeksie van skeepsvrag) / Included: Wharfage, handling, wharf supervision, agent/documentation, logistic & survey (inspection of shipload).
Uitgesluit: Gesondheidsinspeksie-, skeepsagentskapfooi, strooktoetsingsfooi vir GMO, opbergingskoste asook BTW en invoerbelasting / Excluded: Health inspection fee, Ship agency fee, strip testing fees for GMO, storage costs as well as VAT and import duty.
N.B: Stegs 'n aanduiding, aangesien koste van opname beding kan word / N.B: Indication only, as cost of survey can be negotiated.

f Invoertarif / Import Tariff:
Mielies/Maize = Vry / Free
Sorghum = 3% op VAB / on FOB

g Neem asb. kennis dat 'n verandering in Spoorset se spoorvrag op 1 April 2016 plaasgevind het na R246.10.
Please take note that there was a change in Spoorset railage cost on 1 April 2016 to R246.10.



11. IMPORT PARITY PRICES – WINTER CEREALS (b)

11. INVOERPARITEITPARYSE - WINTERGRANE (b)

INVOERPARITEITPARYSE VAN WINTERGRANE (BTW UITGESLT)		2017/06/22		IMPORT PARITY PRICES OF WINTER CEREALS (VAT EXCL)				
ITEM	Nota/ Note	Koring/Wheat	Koring/Wheat	Koring/Wheat	Koring/Wheat	Gars/Barley	Gars/Barley	ITEM
		VSA/ USA Golf/Gulf	VSA/ USA PNW	Argentynse/ Argentine Up River	EU Duitsland/ Germany B kwaliteit/ quality	Australiese/ Australian Fremantle	Fransse/ French Rouen	
		HRW	DNS	Trigo Pan		Mout/Malting	Mout/Malting	
		\$/t	\$/t	\$/t	\$/t	\$/t	\$/t	
Internasionale VAB pryse	a	244.00	293.00	192.00	202.00	217.00	209.00 *	International FOB prices
Vraggeld	b	36.00	36.00	25.00	19.00	17.00	20.00	Freight Rates
Assuransie (0.3% van VAB)		0.73	0.88	0.58	0.61	0.65	0.63	Insurance (0.3% of FOB)
1 KOSTE, ASSURANSIE EN VRAG (KAV) \$/T		280.73	329.88	217.58	221.61	234.65	229.63	1 COST, INSURANCE AND FREIGHT (CIF) \$/T
<i>Omskakel na R/t</i>								<i>Converted to R/t</i>
R/\$ Wisselkoers op: 2017/06/20		12.9943	12.9943	12.9943	12.9943	12.9943	12.9943	R/\$ Exchange rate on: 2017/06/20
2 KOSTE, ASSURANSIE EN VRAG (KAV) R/t		R/t	R/t	R/t	R/t	R/t	R/t	2 COST, INSURANCE AND FREIGHT (CIF) R/t
		3647.89	4286.56	2827.30	2879.67	3049.11	2983.88	
Finansieringskoste	c	31.48	36.99	24.40	24.85	26.31	25.75	Financing cost
3 KOSTE, ASSURANSIE, VRAG EN FINANSIERING R/t		3679.37	4323.55	2851.70	2904.52	3075.42	3009.63	3 COST, INSURANCE, FREIGHT AND FINANCING R/t
Afalaikoste	d, e							Discharging cost
3.1 Kaapstad (Hoofsaaklik kaaihyskraan metode)		124.02	124.02	124.02	124.02	157.11	157.11	3.1 Cape Town (Mainly shore cranes method)
3.2 Durban (Hoofsaaklik suig-in-silo metode)		163.11	163.11	163.11	163.11	170.37	170.37	3.2 Durban (Mainly suction into silo method)
Invoertarief op koring	f	1190.20	1190.20	1190.20	1190.20	0.00	0.00	Import Tariff on wheat
4 VRY OP SPOOR (VOS) R/t								4 FREE ON RAIL (FOR) R/t
4.1 Kaapstadhawe		4993.59	5637.77	4165.92	4218.74	3232.53	3166.74	4.1 Cape Town Harbour
4.2 Durbanhawe		5032.68	5676.86	4205.01	4257.83	3245.79	3180.00	4.2 Durban Harbour
Spoorvragkoste	g							Railage cost
- Kaapstad na Paarl		85.60	85.60	85.60	85.60	n/a	n/a	- Cape Town to Paarl
- Durban na Randfontein		246.10	246.10	246.10	246.10	246.10	246.10	- Durban to Randfontein
5 GELEWER:								5 DELIVERED:
- Kaapstad na Paarl R/ton		5079.19	5723.37	4251.52	4304.34	n/a	n/a	- Cape Town to Paarl R/ton
- Durban na Randfontein R/ton		5278.78	5922.96	4451.11	4503.93	3491.89	3426.10	- Durban to Randfontein R/ton

Notas/Notes: 2017/06/20

a Bron van pryse en vraggeld : IGC GMI
Source of prices and freight rates: IGC GMI

Termyn / Term	VAB/FOB US\$/tn	Vraggeld / Freight Rate: US\$/tn	Gars/Barley = US\$ + 1
Jun 2017	244.00	US (Golf / Gulf)	36.00
Jun 2017	293.00	Argentinië / Argentine (Upriver)	25.00
Jun 2017	192.00	EEC (Bordeaux Hamburg)	19.00
Jun 2017	202.00	Australië / Australia (Eastern)	16.00
Jun 2017	217.00		
Jul 2017	209.00		

b Vraggeld: bereken vir vragte van +/- 20 000 - 30 000t. / Freight rates: calculated for freights of +/- 20 000 - 30 000t.

c Finansieringskoste: 30 000t @ KAV @ primakoers vir 30 dae. Bron/Source: SARB 10.50% 2016/03/18
Financing cost: 30 000t @ CIF @ prime rate for 30 days.

d Afalaikoste / Discharging cost (R/ton):

	Koring/Wheat	Gars/Barley:
Kaapstad /		
Cape Town:	124.02	157.11
Durban:	163.11	170.37

e Ingesluit: Kaai gelde, hantering, kaai besig, agente/dokumentasie, logistiek & opnames (inspeksie van skeepsvrag).
Included: Wharfage, handling, wharf supervision, agent/documentation, logistic & survey (inspection of shipload).
Uitgesluit: Gesondheidsinspeksie-, skeepagentskapboei, strookbetsingsboei vir GMO, opbergingskoste asook BTW en invoerbelasting.
Excluded: Health inspection fee, Ship agency fee, strip testing fees for GMO, storage costs as well as VAT and import duty.
N.B: Steg's 'n aanduiding, aangesien koste van opname beding kan word / N.B: Indication only, as cost of survey can be negotiated.

f Invoertarief / Import Tariff:
Koring/Wheat = R1190.20 p/tn
Gars/Barley = Vry/Free

g Neem asb. Kennis dat Spoorwet se spoorvrag op 1 April 2016 verander het soos volg:
Kaapstad na Paarl R85.60 en Durban na Randfontein R246.10.
Please take note that on 1 April 2016 Spoorwet railage cost changed as follows:
Cape Town to Paarl R85.60 and Durban to Randfontein R246.10.

* Prys laaste ontvang / Price last received: 2017-04-25.

12. IMPORT PARITY PRICES – OIL SEEDS (b)(e)(f)

12. INVOERPARITEITPRYSE - OLIESADE (b)(e)(f)

INVOERPARITEITPRYSE VAN OLIESADE (BTW UITGESLT)		2017-06-22							IMPORT PARITY PRICES OF OIL SEEDS (VAT EXCL)	
ITEM	Nota/ Note	Sojabone/ Soybeans	Sojabone/ Soybeans	Sojabone/ Soybeans	Sonneblom/ Sunflower	Canola	Grondbone/ Groundnuts	Grondbone/ Groundnuts	ITEM	
		VSA/ USA Golf/Gulf	Argentynse/ Argentine Up River	Brazilië/ Brazil Paranagua	EU Franse/ French Bordeaux	Kanadese/ Canadian Vancouver	Argentynse/ Argentine Raw Runners 40/50	VSA/ USA Raw Runners 40/50		
		\$/t	\$/t	\$/t	\$/t	\$/t	\$/t	\$/t		
Internasionale VAB pryse	a	357.00	358.00	362.00	390.00	428.00	1431.00 *	1581.00 *	International FOB prices	
Vraggeld	b	36.00	25.00	25.00	19.00	30.00	69.00	36.00	Freight Rates	
Assuransie (0.3% van VAB)		1.07	1.07	1.09	1.17	1.28	4.29	4.74	Insurance (0.3% of FOB)	
1 KOSTE, ASSURANSIE EN VRAG (KAV) \$/t Omskakel na R/t R/\$ Wisselkoers op: 2017/06/20		394.07	384.07	388.09	410.17	459.28	1504.29	1621.74	1 COST, INSURANCE AND FREIGHT (CIF) \$/t Converted to R/t R/\$ Exchange rate on: 2017/06/20	
2 KOSTE, ASSURANSIE EN VRAG (KAV) R/t		12.9943 R/t	12.9943 R/t	12.9943 R/t	12.9943 R/t	12.9943 R/t	12.9943 R/t	12.9943 R/t	2 COST, INSURANCE AND FREIGHT (CIF) R/t	
3 KOSTE, ASSURANSIE, VRAG EN FINANSIERING R/t	c	5120.66	4990.72	5042.96	5329.87	5968.02	19547.20	21073.38	3 COST, INSURANCE, FREIGHT AND FINANCING R/t	
Finansieringskoste		44.19	43.07	43.52	46.00	51.50	168.70	181.87	Financing cost	
4 VRY OP SPOOR (VOS) R/t Durban	d, e	5164.85	5033.79	5086.48	5375.87	6019.52	19715.90	21255.25	4 FREE ON RAIL (FOR) R/t Durban	
Aflaakoste: Durban	f	170.37	170.37	170.37	268.74	170.37	579.41	579.41	Discharging cost: Durban	
Invoertarif		371.12	372.16	376.31	0.00	556.16	1859.48	2054.40	Import Tariff:	
5 GELEWER: - Durban na Randfontein R/ton	g	5706.34	5576.32	5633.16	5644.61	6746.05	22154.79	23889.06	5 DELIVERED: - Durban to Randfontein R/ton	
Spoorvragkoste - Durban na Randfontein		246.10	246.10	246.10	246.10	246.10	-	-	Railage cost - Durban to Randfontein	
		5952.44	5822.42	5879.26	5890.71	6992.15	-	-		

Notas/Notes:

a Bron van pryse en vraggeld / Source of prices and freight rates : IGC (GMI), Geogalos Peanut World & Oilworld

2017/06/20

Termyn / Term	US\$/ton (VAB/FOB)	Vraggeld/Freight Rate:	US\$/ton	
Sojabone/Soybeans: VSA/USA (Golf/Gulf)	Jul 2017	357.00	US Golf / Gulf	36.00
Sojabone/Soybeans: Argentinië/Argentina (Up River)	Jun 2017	358.00	Argentinië / Argentina	25.00
Sojabone/Soybeans: Brazilië/Brazil (Paranagua)	Jul 2017	362.00	EEC (Bordeaux/Hamburg)	19.00
Sonneblom/Sunflower: EU Frankryk/France (Bordeaux)	Sep 2017	390.00	Kanada/Canada (North Pacific)	30.00
Canola: Kanada/Canada (Vancouver)	Jun 2017	428.00	Grondbone/Groundnuts (ARG)	69.00
Grondbone/Groundnuts: Argentinië/Argentina (Raw Runner 40/50)	Aug 2017	1431.00		
Grondbone/Groundnuts: VSA/USA (Runners 40/50)	Jun 2017	1581.00		

b Vraggeld: bereken vir vragte van +/- 20 000 - 30 000t / Freight rates: calculated for freights of +/- 20 000 - 30 000t

c Finansieringskoste: 30 000t @ KAV @ primakoers vir 30 dae. Bron/Source: SARB 10.50% 2016/03/18

Financing cost: 30 000t @ CIF @ prime rate for 30 days.

d Aflaakoste / Discharging costs (R/ton):

	Sojabone/ Soybeans	Sonneblom/ Sunflower	Canola	Grondbone/ Groundnuts
Durban:	170.37	268.74	170.37	579.41

e Aflaakoste / Discharging fees:

Ingesluit: Kaaigelde, hantering, kaaioesig, agente/dokumentasie, logistiek & opnames (inspeksie van skeepsvrag) /

Included: Wharfage, handling, wharf supervision, agent/documentation, logistic & survey (inspection of shipload).

Uitgesluit: Gesondheidsinspeksie-, skeepsagentskapfooi, strooktoetsingsfooi vir GMO, opbergingskoste asook BTW en invoerbelasting /

Excluded: Health inspection fee, Ship agency fee, strip testing fees for GMO, storage costs as well as VAT and import duty.

N.B: Slegs 'n aanduiding, aangesien koste van opname beding kan word / N.B: Indication only, as cost of survey can be negotiated.

f Invoertarif / Import Tariff:

Sojabone/Soybeans = 8% op VAB / on FOB

Sonneblom/Sunflower = Vry / Free

Canola = 10% op VAB / on FOB

Grondbone/Groundnuts = 10% op VAB / on FOB

g Neem asb. Kennis dat Spoorwet se spoorvrag op 1 April 2016 verander het na R246.10.

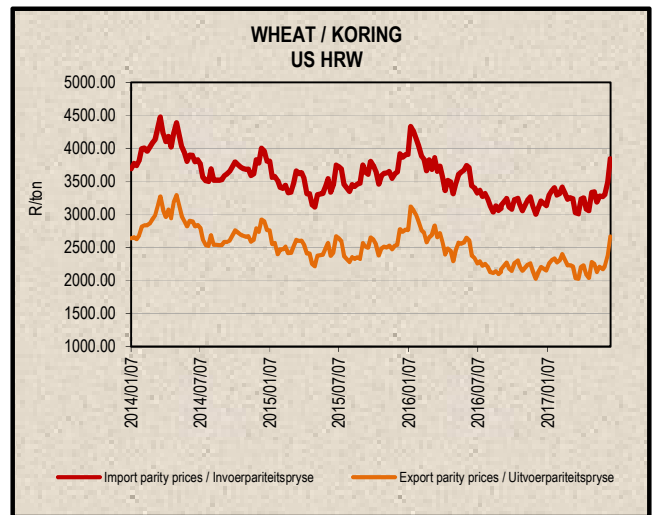
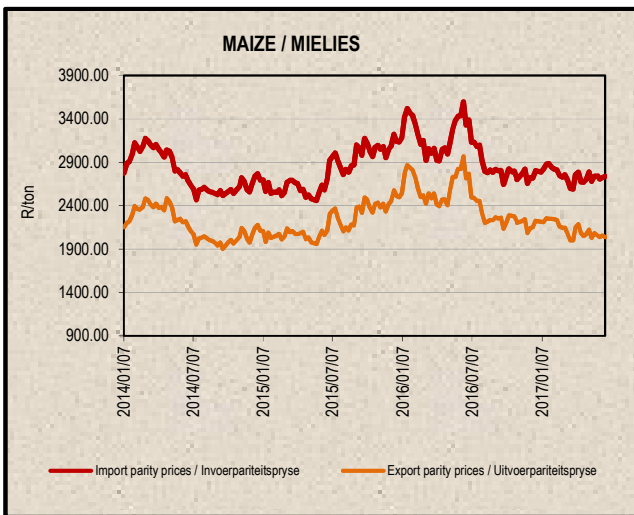
Please take note that on 1 April 2016 Spoorwet railage cost changed to R246.10.

* Kwotasies is k.a.v. pryse. VAB pryse dus berekende pryse (kav minus vraggeld) / Quotes are c.i.f. prices. FOB prices are therefore calculated prices (cif minus freight rates).

13. EXPORT PARITY PRICES (b)

13. UITVOERPARITEITSPRYSE (b)

INDICATIVE EXPORT PARITY PRICES			2017/06/22		AANDUIDENDE UITVOERPARITEITSPRYSE	
This is only an example of how an export parity price can be calculated - it can vary according to need	US No3Y Maize/ Mielies Gulf/Golf (b)	US HRW Wheat/Koring Gulf/Golf (b)	US DNS 14% Wheat/Koring PNW (b)	Argentine Raw Runner 40/50 Groundnuts/ Grondbone (f) Aug 2017	Hierdie is slegs 'n voorbeeld van hoe 'n uitvoerpariteitsprys bereken kan word - dit kan varieer volgens behoefte	
	Jul 2017	Jun 2017	Jun 2017			
FOB Gulf value (\$/t)	160.00	244.00	293.00	1431.00	VAB Golfwaarde (\$/t)	
Difference in quality and locality of SA ¹ Maize: Plus US\$10 (\$/t) Groundnuts: Less 3,5% of fob value	\$10.00			96,5%	Kwaliteits- en liggingsverskil van SA ¹ Mielies: Plus VSA\$10 (\$/t) Grondbone: Min 3,5% van vab waarde	
SA fob price (\$/t)	170.00	244.00	293.00	1380.92	SA vab prys (\$/t)	
Exchange rate (1\$=): (2017/06/20)	12.9943	12.9943	12.9943	12.9943	Wisselkoers (1\$=): (2017/06/20)	
FOB Gulf value (R/t)	2209.03	3170.61	3807.33	17944.09	VAB Golfwaarde (R/t)	
Marketing costs:					Bemerkings koste:	
Financing (Prime rate 10.50% - 30 days) (R/t)	19.06	27.36	32.86	154.86	Finansieringskoste (Primakoers 10.50% - 30 dae) (R/t)	
Railage: ² Randfontein – Durban harbour	246.10	246.10	246.10	-	Spoorvrage: ² Randfontein – Durbanhawe	
Loading costs: (R/t) ³ Durban Harbour (Mainly spout method)	151.88	163.20	163.20	467.13	Oplaaikoste: (R/t) ³ Durbanhawe (Hoofsaaklik tregeter metode)	
EXPORT REALISATION (R/t):					UITVOER REALISASIE (R/t):	
Randfontein	1791.99	2733.95	3365.17	17322.10	Randfontein	
<i>Difference in quality and locality of SA (As requested by the industry)</i>			1	<i>Kwaliteits- en liggingsverskil van SA (Soos deur die bedryf versoek)</i>		
<i>As from 14 June 2012, the discount/rebate will no longer be used to calculate the export parity price on US HRW and a new calculation will be added for US DNS, also without the discount/rebate.</i>				<i>Vanaf 14 Junie 2012 sal die diskonto/premie nie meer gebruik word by die berekening van die uitvoerpariteitsprys van US HRW nie en 'n nuwe berekening word nou vir US DNS gedoen, ook sonder diskonto/premie.</i>		
<i>Railage costs: Please take note that on 1 April 2016 Spoornet railage cost changed to R246.10.</i>			2	<i>Spoorvrage koste: Neem asb. Kennis dat Spoornet se spoorvrage op 1 April 2016 verander het na R246.10.</i>		
<i>Loading costs, received from Hull Blyth: Included: Cargo dues, handling, wharf supervision, agency/documentation, logistics & surveys (inspection of cargo). Excluded: Ship agent fees, health & PPECB inspections, storage facility & transport costs to storage facility, VAT & duties.</i>			3	<i>Oplaaikoste, ontvang van Hull Blyth: Ingesluit: Kaaigelde, hantering, kaaitoetsig, agente/dokumentasie, logistiek & opnames (inspeksie van skeepsvrage) Uitgesluit: Skeepsagentskaps-, inspeksie-, opbergings- en vervoerkoste na opbergingsfasiliteit, BTW & invoerbelasting.</i>		



14. WEATHER

For local weather, please follow the link below:

www.weathersa.co.za

14. WEER

Vir plaaslike weer, volg asseblief die onderstaande skakel:

www.weathersa.co.za

Sources /Bronne:

(a) = Safex; (b) = International Grains Council; (c) = CBOT; (d) = KCBT;

(e) = Oil World; (f) = Georganos Peanut World.

* Formula according to ITAC (International Trade Administration Commission of South Africa)/
Formule volgens ITAC (International Trade Administration Commission of South Africa)

SAGIS

Nico Hawkins

General Manager / Hoofbestuurder

Indemnity/Vrywaring: Although everything has been done to ensure the accuracy of the information, neither SAGIS nor any of its directors or employees takes any responsibility for actions or losses that might occur as a result of the usage of this information. / Alhoewel alles gedoen is om te verseker dat die inligting korrek is, aanvaar nie SAGIS of enige van sy direkteure of werknemers verantwoordelikheid vir enige aksies of verliese as gevolg van die inligting wat gebruik is nie.