

**SAGIS WEEKLY BULLETIN / SAGIS WEEKLIKSE BULLETIN**

1. Producer Deliveries (ton):			1. Produsentelewerings (ton):	
Commodity	Latest week/ Jongste week: 20 - 26 May/Mei 2017	Total: current marketing year/ Totaal: huidige bemarkingsjaar	Total: same period previous marketing year/ Totaal: selfde periode vorige bemarkingsjaar	Kommoditeit
White maize	345 862	760 184	383 797	Witmielies
Yellow maize	258 789	671 075	722 397	Geelmielies
Total: maize	604 651	1 431 259	1 106 194	Totaal: mielies
Wheat	778	1 848 197	1 384 213	Koring

2. Imports (ton):			2. Invoere (ton):	
2.1 Imports for RSA			2.1 Invoere vir RSA	
Commodity	Latest week/ Jongste week: 20 - 26 May/Mei 2017	Total: current marketing year/ Totaal: huidige bemarkingsjaar	Total: same period previous marketing year/ Totaal: selfde periode vorige bemarkingsjaar	Kommoditeit
White maize	0	0	14 700	Witmielies
Yellow maize	0	0	146 799	Geelmielies
Maize Total	0	0	161 499	Mielies Totaal
Wheat	38 185	526 437	1 275 505	Koring

**Origin of imports / Oorsprong van invoere**

White maize/Witmielies	Yellow maize/Geelmielies	Wheat/Koring
		Argentina
		Canada
		Czech Republic
		Germany
		Poland
		Romania
		Russia
		USA

**2.2 Imports for other countries**

**2.2 Invoere vir ander lande**

White maize	0	0	7 613	Witmielies
Yellow maize	0	0	87	Geelmielies
Maize Total	0	0	7 700	Mielies Totaal
Wheat	0	149 322	158 679	Koring

**Origin of imports / Oorsprong van invoere**

White maize/Witmielies	Yellow maize/Geelmielies	Wheat/Koring
		Argentina
		Canada
		Germany
		Poland
		Romania
		Russia
		USA

### 3. Exports (ton):

#### 3.1 RSA Exports

Commodity	Latest week/ Jongste week: 20 - 26 May/Mei 2017	Total: current marketing year/ Totaal: huidige bemarkingsjaar	Total: same period previous marketing year/ Totaal: selfde periode vorige bemarkingsjaar	Kommoditeit
White maize	8 362	37 252	42 819	Witmielies
Yellow maize	1 692	9 358	22 115	Geelmielies
Maize Total	10 054	46 610	64 934	Mielies Totaal
Wheat	5 761	82 144	37 761	Koring

#### Destination of exports / Bestemming van uitvoere

White maize/Witmielies	Yellow maize/Geelmielies	Wheat/Koring
Botswana	Botswana	Botswana
Lesotho	Lesotho	Lesotho
Mozambique	Mozambique	Mozambique
Namibia	Namibia	Namibia
Swaziland	Swaziland	Swaziland
Zambia	Zambia	Zambia
Zimbabwe	Zimbabwe	Zimbabwe

### 3.2 Imports for Exports

### 3.2 Invoere vir Uitvoere

White maize	467	7 020	1 134	Witmielies
Yellow maize	0	0	2 114	Geelmielies
Maize Total	467	7 020	3 248	Mielies Totaal
Wheat	4 893	153 050	161 396	Koring

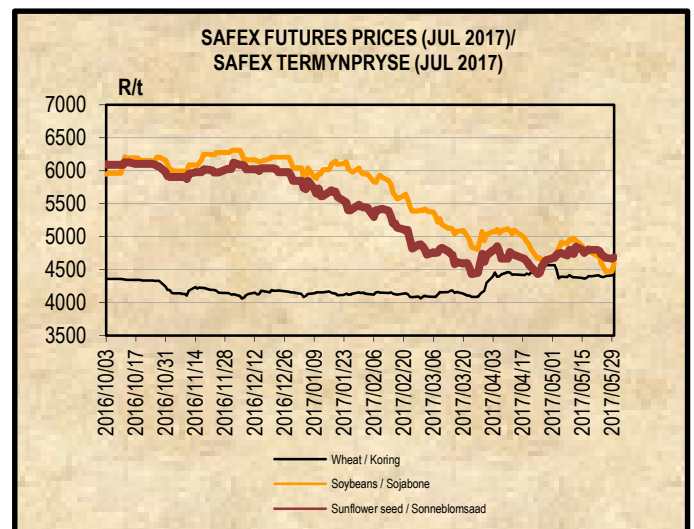
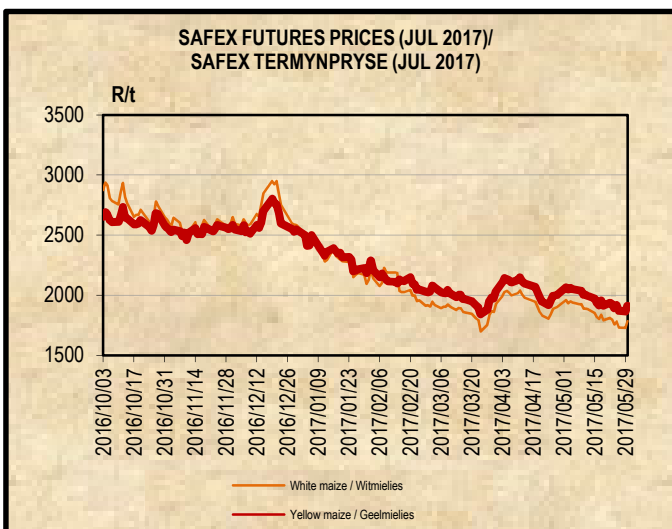
#### Destination of exports / Bestemming van uitvoere

White maize/Witmielies	Yellow maize/Geelmielies	Wheat/Koring
Botswana		Botswana
Lesotho		Lesotho
Zimbabwe		Swaziland
		Zambia
		Zimbabwe

### 4. DOMESTIC PRICES PER SAFEX (R/t)(a)

### 4. PLAASLIKE PRYSE VOLGENS SAFEX (R/t)(a)

Commodity	Future Prices / Termynpryse (2017/05/30) R/ton					Kommoditeit
	Jun-17	Jul-17	Sep-17	Dec-17	Mar-18	
White maize	1760.00	1783.00	1838.00	1915.00	1956.00	Witmielies
Yellow maize	1885.00	1912.00	1966.00	2031.00	2077.00	Geelmielies
Wheat	4451.00	4420.00	4369.00	4190.00	4295.00	Koring
Sunflower	4620.00	4683.00	4792.00	4983.00	5047.00	Sonneblom
Soybeans	4540.00	4599.00	4714.00	4833.00	4875.00	Sojabone
Sorghum	n/a	2850.00	3000.00	3174.00	3335.00	Sorghum



**5. IMPORT TARIFF ON MAIZE (b)\***

Derived US No2Y Yellow Maize fob (Gulf) (b)	2017-05-24	2017-05-25	2017-05-26	2017-05-29	2017-05-30	Afgeleide VSA No2Y Geelmielies vab (Golf) (b)
RSA Initial Reference Price	<b>\$110.00</b>					RSA Oorspronklike Verwysingsprys
Base price (\$/t)	117.65	117.65	117.65	117.65	117.65	Basisprys (\$/t)
Daily price (\$/t) (IGC)	162.60	161.60	163.60	163.60	162.60	Daaglikse prys (\$/t) (IGC)
Average of 21 days (\$/t)	160.50	160.65	160.84	161.12	161.12	Gemiddeld van 21 dae (\$/t)
Deviation from base price (\$/t)	-42.85	-43.00	-43.19	-43.47	-43.47	Afwyking van basisprys (\$/t)
Duty on maize (\$/t)	-50.50	-50.65	-50.84	-51.12	-51.12	Reg op mielies (\$/t)
Duty on maize (R/t)	-674.00	-675.47	-676.93	-679.76	-678.88	Reg op mielies (R/t)
R/\$ Exchange rate (average of 21 days)	13.3465	13.3361	13.3149	13.2974	13.2802	R/\$ Wisselkoers (gemiddeld van 21 dae)
<b>Tariff Gazetted 2006/12/08</b>	<b>R0.00/t</b>					<b>Tarief gepubliseer 2006/12/08</b>

**5. INVOERTARIEF OP MIELIES (b)\*****6. IMPORT TARIFF ON WHEAT (b)\***

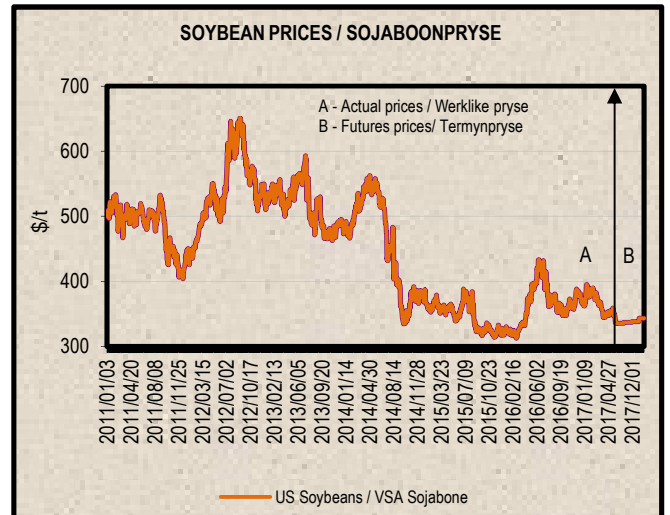
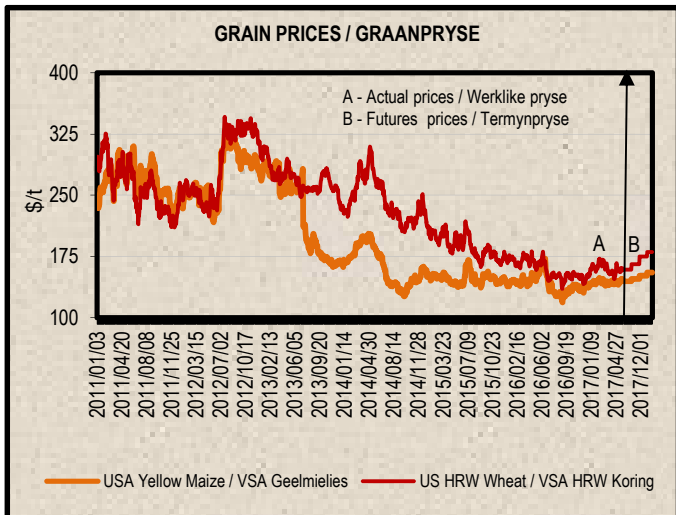
US No2 HRW fob (Gulf)	2017/05/02	2017/05/09	2017/05/16	2017/05/23	2017/05/30	VSA No2 HRW vab (Golf)
RSA Initial Reference Price						RSA Oorspronklike Verwysingsprys
Base price (\$/t)	191.33	191.33	191.33	191.33	191.33	Basis prys (\$/t)
Weekly price (\$/t) (IGC)	206.00	198.00	196.00	200.00	201.00	Weeklikse prys (\$/t) (IGC)
3 Weeks moving average (\$/t)	194.67	197.67	200.00	198.00	199.00	3 Weke skuiwende gemiddeld (\$/t)
Number of weeks that the deviation is more than \$10						Aantal weke wat die afwyking meer as \$10 is
Deviation from base price (\$/t)	-3.34	-6.34	-8.67	-6.67	-7.67	Afwyking van basisprys (\$/t)
Calculated Duty on wheat (\$/t)	99.33	96.33	94.00	96.00	95.00	Berekende Reg op koring (\$/t)
Calculated Duty on wheat (R/t)	1319.37	1316.38	1232.31	1274.53	1236.53	Berekende Reg op koring (R/t)
R/\$ Exchange rate	13.2827	13.6653	13.1097	13.2763	13.0161	R/\$ Wisselkoers
<b>Tariff Gazetted 2017/03/31 (R/t)</b>	<b>R 1 190.20</b>					<b>Tarief gepubliseer 2017/03/31 (R/t)</b>

**6. INVOERTARIEF OP KORING (b)\***

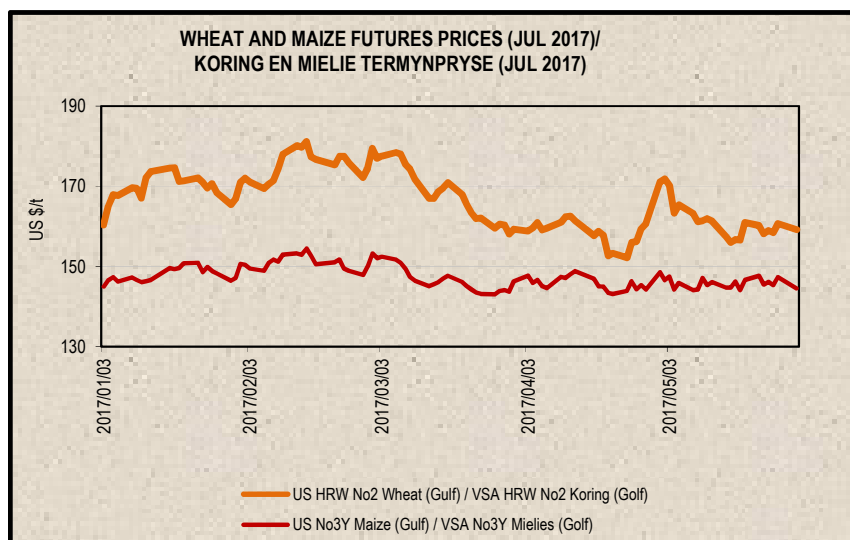
7. PRICES – INTERNATIONAL (US\$/t)

7. PRYSE - INTERNASIONAAL (VSA\$/t)

FOB (US\$/t)	Export Quotations/ Uitvoerkwotasie (b)(e)(f)				VAB (VSA\$/t)
	2017/05/30	2017/05/23	2017/05/16	2017/05/09	
US No 2 HRW Wheat (Gulf)	201.00	200.00	196.00	198.00	VSA No 2 HRW Koring (Golf)
US DNS Wheat 14% PNW	260.00	255.00	248.00	247.00	VSA DNS Koring 14% PNW
Argentine Wheat (Up River)	188.00	188.00	190.00	188.00	Argentynse Koring (Up River)
EC (France) Wheat (grade 1)	186.00	187.00	186.00	185.00	EU (Frankryk) Koring (graad 1)
EC (Germany) B Quality Wheat	199.00	198.00	195.00	193.00	EU (Duitsland) B Kwaliteit Koring
Black Sea Milling Wheat	189.00	186.00	186.00	186.00	Swart See Maalkoring
US No 3Y Maize (Gulf)	161.00	160.00	158.00	158.00	VSA No3Y Mielies (Golf)
Argentine Maize (Up River)	160.00	161.00	161.00	162.00	Argentynse Mielies (Up River)
US Sorghum (Gulf)	178.00	179.00	175.00	173.00	VSA Sorghum (Golf)
Argentine Sorghum (Up River)	154.00	154.00	154.00	154.00	Argentynse Sorghum (Up River)
US Soybeans (Gulf)	351.00	365.00	375.00	371.00	VSA Sojabone (Gulf)
Argentine Soybeans (Up River)	350.00	360.00	368.00	362.00	Argentynse Sojabone (Up River)
Canadian Canola	411.00	428.00	422.00	422.00	Kanadese Canola
Argentine Groundnuts Runners 40/50	1421.00	1421.00	1431.00	1441.00	Argentynse Grondbone 40/50 Runners
US Groundnuts Runners 40/50 shelled	1581.00	1581.00	1581.00	1581.00	VSA Grondbone 40/50 Runners uitgedop
Australian Malting Barley (South. Cross Malt)	198.00	196.00	191.00	186.00	Australiese Moutgars (South. Cross Malt)



Futures prices (US\$/t) / Termynpryse (VSA\$/t) (c)(d) (2017/05/30)							
Commodity	Jul-17	Sep-17	Dec-17	Mar-18	May-18	Jul-18	Kommoditeit
US No3 Yellow maize	144.48	147.63	151.80	155.66	158.10	159.99	VSA No3 Geelmielies
US No2 HRW wheat	159.17	165.79	175.05	180.56	184.60	188.35	VSA No2 HRW koring
US Soybeans	335.32	336.72	n/a	343.26	345.61	348.18	VSA Sojabone



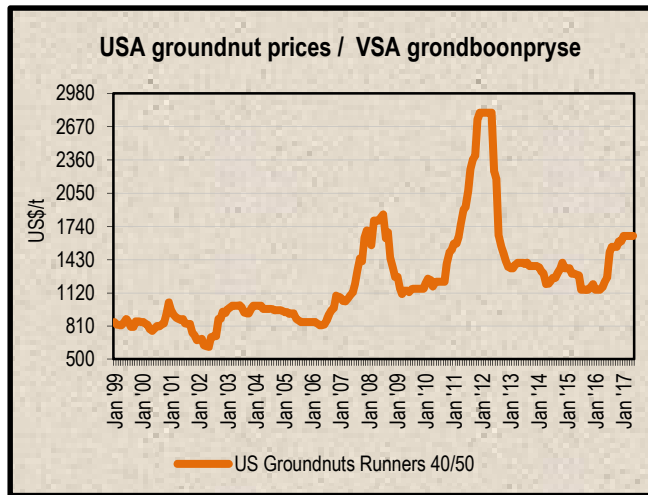
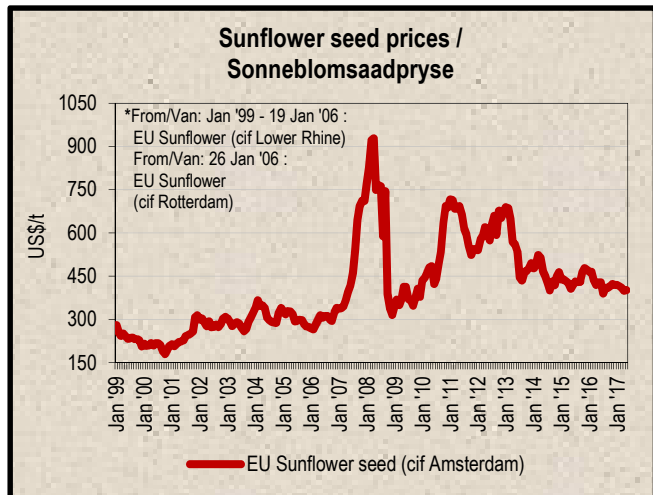
**8. LOWEST REPRESENTATIVE ASKING PRICES**  
(US\$/t)(e)(f)(Prices of previous week)

**8. LAAGSTE VERTEENWOORDIGENDE PRYSE GEVRA**  
(Pryse van vorige week)(VSA\$/t)(e)(f)

US\$/t	2017/05/24	2017/05/18	Change/ Verandering	VSA\$/t
Soybeans, Brazil, c.i.f. Rotterdam	390	391	-0.3%	Sojabone, Brasilië, k.a.v. Rotterdam
Soybeans, USA, c.i.f. Rotterdam	391	391	0.0%	Sojabone, VSA, k.a.v. Rotterdam
Groundnuts, USA Runners 40/50*	1650	1650	0.0%	Grondbone, VSA Runners 40/50*
Groundnuts, Argentine Runners 40/50*	1490	1490	0.0%	Grondbone, Argentynse Runners 40/50*
Groundnut-oil, c.i.f. Rotterdam	1550	1550	0.0%	Grondboon-olie, k.a.v. Rotterdam
Sunflower seed, EU c.i.f. Amsterdam	402	403	-0.2%	Sonneblomsaad, EU k.a.v. Amsterdam
Sunflower-oil, EU (fob) N.W. Europe	793	802	-1.1%	Sonneblom-olie, EU (vab) N.W. Eur.
Rapeseed, Europe, 00, c.i.f. Hamburg	432	435	-0.7%	Raapsaad, Europa, 00, k.a.v. Hamburg

\* Shelled, c.i.f. Rotterdam

\* Uitgedop k a v Rotterdam



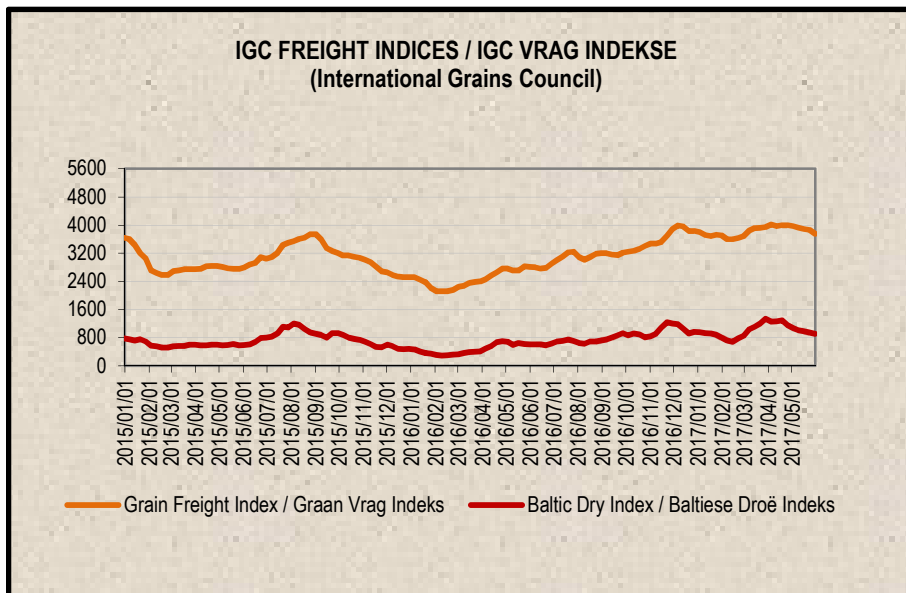
**9. IGC FREIGHT INDICES (b)**

**9. IGC VRAG INDEKSE (b)**

IGC FREIGHT INDICES / IGC VRAG INDEKSE							
	2017/04/25	2017/05/02	2017/05/09	2017/05/16	2017/05/23	2017/05/30	
Grain Freight Index*	3998	3969	3920	3891	3862	3755	Graan Vrag Indeks*
Baltic Dry Index	1154	1073	1007	980	949	912	Baltiese Droë Indeks

\* IGC Grain Freight Index represents 15 major grain routes, including five from the United States of America, and two each from other main exporting nations (including Argentina, Black Sea, Europe and Canada); with base an average of the four weeks ending 11 May 2005 = 6000. The updated indices will be available on Thursdays on SAGIS' website.

\* IGC Graan Vrag Indeks verteenwoordig 15 hoof graanroetes, insluitende vyf vanaf die Verenigde State van Amerika, en twee elk van ander hoof uitvoermasies (insluitende Argentinië, Swart See, Europa en Kanada); met basis 'n gemiddeld van die vier weke geëindig 11 Mei 2005 = 6000. Die opgedateerde indekse sal Donderdae op SAGIS se webwerf beskikbaar.



10. IMPORT PARITY PRICES – SUMMER GRAINS (b)

10. INVOERPARITEITPRYSE - SOMERGRANE (b)

INVOERPARITEITPRYSE VAN SOMERGRANE (BTW UITGESLT)			2017/06/01			IMPORT PARITY PRICES OF SUMMER GRAINS (VAT EXCL)		
ITEM	Nota/ Note	Mielies/Maize	Mielies/Maize	Sorghum	Sorghum	Sorghum	ITEM	
		VSA/ USA Golf/Gulf (no.3Y) \$/t	Argentynse/ Argentine Up River \$/t	VSA/ USA Golf/Gulf \$/t	Argentynse/ Argentine Up River \$/t	Australiese/ Australian Brisbane \$/t		
Internasionale VAB pryse	a	161.00	160.00	178.00	154.00	226.00	International FOB prices	
Vraggeld	b	35.00	24.00	35.00	24.00	16.00	Freight Rates	
Asuransie (0.3% van VAB)		0.48	0.48	0.53	0.46	0.68	Insurance (0.3% of FOB)	
1 KOSTE, ASSURANSIE EN VRAG (KAV) \$/T		196.48	184.48	213.53	178.46	242.68	1 COST, INSURANCE AND FREIGHT (CIF) \$/T	
R/\$ Wisselkoers op: 2017/05/30		13.0161	13.0161	13.0161	13.0161	13.0161	Converted to R/t	
2 KOSTE, ASSURANSIE EN VRAG (KAV) R/t		2557.40	2401.21	2779.33	2322.85	3158.75	2 COST, INSURANCE AND FREIGHT (CIF) R/t	
Finansieringskoste	c	22.07	20.72	23.99	20.05	27.26	Financing cost	
3 KOSTE, ASSURANSIE, VRAG EN FINANSIERING R/t		2579.47	2421.93	2803.32	2342.90	3186.01	3 COST, INSURANCE, FREIGHT AND FINANCING R/t	
Aflaaikoste:	d, e						Discharging cost:	
- Kaapstad		122.93	122.93	n/a	n/a	n/a	- Cape Town	
- Durban		163.11	163.11	170.37	170.37	170.37	- Durban	
Invoertarif	f	0.00	0.00	69.51	60.13	88.25	Import Tariff	
4 VRY OP SPOOR (VOS) R/t		2702.40	2544.86	n/a	n/a	n/a	4 FREE ON RAIL (FOR) R/t	
- Kaapstad		2742.58	2585.04	2872.83	2403.03	3274.26	- Cape Town	
- Durban							- Durban	
Spoorvragkoste	g	246.10	246.10	246.10	246.10	246.10	Railage cost	
- Durban na Randfontein							- Durban to Randfontein	
<b>5 GELEWER:</b>							<b>5 DELIVERED:</b>	
- Durban na Randfontein R/ton		<b>2988.68</b>	<b>2831.14</b>	<b>3118.93</b>	<b>2649.13</b>	<b>3520.36</b>	- Durban to Randfontein R/ton	

Notas/Notes:

a Bron van pryse en vraggeld : IGC GMI  
Source of prices and freight rates: IGC GMI

Termyn / Term	US\$/ton (VAB/FOB)	Vraggeld/Freight Rate:	US\$/ton
Jun 2017	161.00	US Golf / Gulf	35.00
Jun 2017	160.00	Argentinië / Argentina	24.00
Jun 2017	178.00	Australië/Australia	16.00
Mei/May 2017	154.00		
Mei/May 2017	226.00		

b Vraggeld: bereken vir vragte van +/- 20 000 - 30 000t / Freight rates: calculated for freights of +/- 20 000 - 30 000t.

c Finansieringskoste: 30 000t @ KAV @ primakoers vir 30 dae. Bron/Source: SARB 10.50% 2016/03/18  
Financing cost: 30 000t @ CIF @ prime rate for 30 days.

d Aflaaikoste / Discharging costs (R/ton):

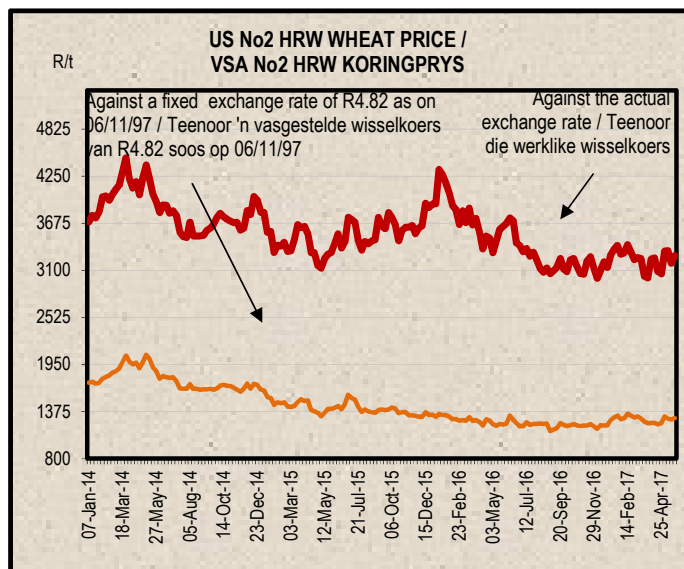
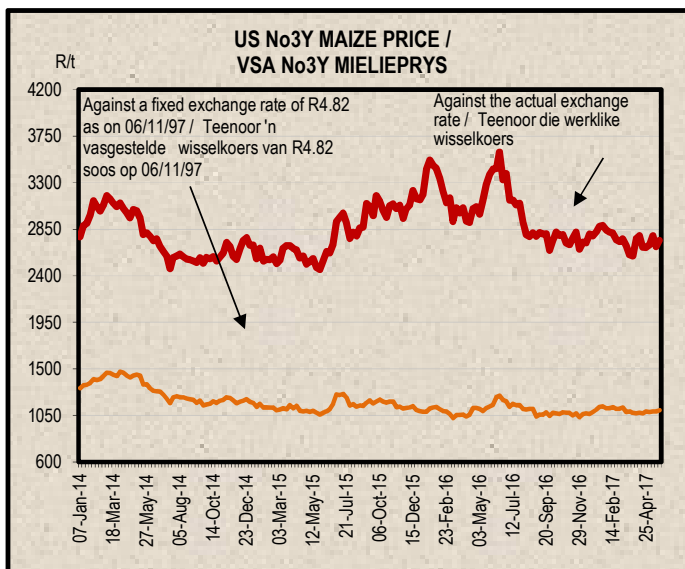
	Mielies/Maize:	Sorghum
Kaapstad / Cape Town:	122.93	n/a
Durban:	163.11	170.37

Bron / Source: Hull Blyth

e Ingesluit: Kaaigelde, hantering, kaaibesig, agente/dokumentasie, logistiek & opnames (inspeksie van skeepsvrag) / Included: Wharfage, handling, wharf supervision, agent/documentation, logistic & survey (inspection of shipload).  
Uitgesluit: Gesondheidsinspeksie-, skeepsagentskapfooi, strookbelsingsfooi vir GMO, opbergingskoste asook BTW en invoerbelasting / Excluded: Health inspection fee, Ship agency fee, strip testing fees for GMO, storage costs as well as VAT and import duty.  
N.B: Slegs 'n aanduiding, aangesien koste van opname beding kan word / N.B: Indication only, as cost of survey can be negotiated.

f Invoertarif / Import Tariff  
Mielies/Maize = Vry / Free  
Sorghum = 3% op VAB / on FOB

g Neem asb. kennis dat 'n verandering in Spoorwet se spoorvrag op 1 April 2016 plaasgevind het na R246.10.  
Please take note that there was a change in Spoorwet railage cost on 1 April 2016 to R246.10.



11. IMPORT PARITY PRICES – WINTER CEREALS (b)

11. INVOERPARITEITPARYSE - WINTERGRANE (b)

INVOERPARITEITPARYSE VAN WINTERGRANE (BTW UITGESLT)		2017/06/01		IMPORT PARITY PRICES OF WINTER CEREALS (VAT EXCL)				
ITEM	Nota/ Note	Koring/Wheat	Koring/Wheat	Koring/Wheat	Koring/Wheat	Gars/Barley	Gars/Barley	ITEM
		VSA/ USA Golf/Gulf	VSA/ USA PNW	Argentynse/ Argentine Up River	EU Duitsland/ Germany  B kwaliteit/ quality	Australiese/ Australian Fremantle	Frans/ French Rouen	
		HRW	DNS	Trigo Pan		Mout/Malting	Mout/Malting	
Internasionale VAB pryse	a	\$/t	\$/t	\$/t	\$/t	\$/t	\$/t	International FOB prices
Vraggeld	b	201.00	260.00	188.00	199.00	198.00	221.00 *	Freight Rates
Assuransie (0.3% van VAB)		35.00	35.00	24.00	20.00	17.00	21.00	Insurance (0.3% of FOB)
1 KOSTE, ASSURANSIE EN VRAG (KAV) \$/T		0.60	0.78	0.56	0.60	0.59	0.66	1 COST, INSURANCE AND FREIGHT (CIF) \$/T
<i>Omskakel na R/t</i>		236.60	295.78	212.56	219.60	215.59	242.66	<i>Converted to R/t</i>
R/\$ Wisselkoers op: 2017/05/30		13.0161	13.0161	13.0161	13.0161	13.0161	13.0161	R/\$ Exchange rate on: 2017/05/30
2 KOSTE, ASSURANSIE EN VRAG (KAV) R/t		R/t	R/t	R/t	R/t	R/t	R/t	2 COST, INSURANCE AND FREIGHT (CIF) R/t
		3079.61	3849.90	2766.70	2858.34	2806.14	3158.49	
Finansieringskoste	c	26.58	33.23	23.88	24.67	24.22	27.26	Financing cost
3 KOSTE, ASSURANSIE, VRAG EN FINANSIERING R/t		3106.19	3883.13	2790.58	2883.01	2830.36	3185.75	3 COST, INSURANCE, FREIGHT AND FINANCING R/t
Afkaikoste	d, e							Discharging cost
3.1 Kaapstad (Hoofsaaklik kaaihykraan metode)		124.02	124.02	124.02	124.02	157.11	157.11	3.1 Cape Town (Mainly shore cranes method)
3.2 Durban (Hoofsaaklik suig-in-silo metode)		163.11	163.11	163.11	163.11	170.37	170.37	3.2 Durban (Mainly suction into silo method)
Invoertarief op koring	f	1190.20	1190.20	1190.20	1190.20	0.00	0.00	Import Tariff on wheat
4 VRY OP SPOOR (VOS) R/t								4 FREE ON RAIL (FOR) R/t
4.1 Kaapstadhawe		4420.41	5197.35	4104.80	4197.23	2987.47	3342.86	4.1 Cape Town Harbour
4.2 Durbanhawe		4459.50	5236.44	4143.89	4236.32	3000.73	3356.12	4.2 Durban Harbour
Spoorvragkoste	g							Railage cost
- Kaapstad na Paarl		85.60	85.60	85.60	85.60	n/a	n/a	- Cape Town to Paarl
- Durban na Randfontein		246.10	246.10	246.10	246.10	246.10	246.10	- Durban to Randfontein
<b>5 GELEWER:</b>								<b>5 DELIVERED:</b>
- Kaapstad na Paarl R/ton		<b>4506.01</b>	<b>5282.95</b>	<b>4190.40</b>	<b>4282.83</b>	n/a	n/a	- Cape Town to Paarl R/ton
- Durban na Randfontein R/ton		<b>4705.60</b>	<b>5482.54</b>	<b>4389.99</b>	<b>4482.42</b>	<b>3246.83</b>	<b>3602.22</b>	- Durban to Randfontein R/ton

Notas/Notes: 2017/05/30

a Bron van pryse en vraggeld : IGC GMI  
Source of prices and freight rates: IGC GMI

Termyn / Term	VAB/FOB US\$/ton	Vraggeld / Freight Rate: US\$/ton	Gars/Barley = US\$ + 1
Jun 2017	201.00	US (Golf / Gulf)	35.00
Jun 2017	260.00	Argentinië / Argentine (Upriver)	24.00
Koring/Wheat HRW No 2 (Hard Red Winter) Golf / Gulf			
Koring/Wheat DNS 14% No 2 (Dark Northern Spring) Golf / Gulf			
Koring/Wheat Argentinië / Argentine (Up River) Trigo Pan	188.00	EEC (Bordeaux Hamburg)	20.00
Koring/Wheat EU (Duitsland / Germany) B kwaliteit/ quality	199.00	Australië / Australia (Eastern)	16.00
Gars/Barley: Australiese moutgars/Australian malting barley (Fremantle)	198.00		
Gars/Barley: Franse moutgars/French malting barley (Rouen)	221.00		

b Vraggeld: bereken vir vrugte van +/- 20 000 - 30 000t / Freight rates: calculated for freights of +/- 20 000 - 30 000t

c Finansieringskoste: 30 000t @ KAV @ primakoers vir 30 dae. Bron/Source: SARB 10.50% 2016/03/18  
Financing cost: 30 000t @ CIF @ prime rate for 30 days.

d Afkaikoste / Discharging cost (R/tn):

	Koring/Wheat	Gars/Barley:
Kaapstad /		
Cape Town:	124.02	157.11
Durban:	163.11	170.37

Bron / Source: Hull Blyth

e Ingesluit: Kaaiwerk, hantering, kaaiwerk, agente/dokumentasie, logistiek & opnames (inspeksie van skeepsvrag).  
Included: Wharfage, handling, wharf supervision, agent/documentation, logistic & survey (inspection of shipload).  
Uitgesluit: Gesondheidsinspeksie-, skeepsagentskapfooi, strookbetsingsfooi vir GMO, opbergingskoste asook BTW en invoerbelasting.  
Excluded: Health inspection fee, Ship agency fee, strip testing fees for GMO, storage costs as well as VAT and import duty.  
N.B: Slegs 'n aanduiding, aangesien koste van opname beding kan word / N.B: Indication only, as cost of survey can be negotiated.

f Invoertarief / Import Tariff.  
Koring/Wheat = R1190.20 p/ton  
Gars/Barley = Vry/Free

g Neem asb. Kennis dat Spoorwet se spoorvrag op 1 April 2016 verander het soos volg:  
Kaapstad na Paarl R85.60 en Durban na Randfontein R246.10.  
Please take note that on 1 April 2016 Spoorwet railage cost changed as follows:  
Cape Town to Paarl R85.60 and Durban to Randfontein R246.10.

\* Prys laaste ontvang / Price last received: 2017-04-25 .

12. IMPORT PARITY PRICES – OIL SEEDS (b)(e)(f)

12. INVOERPARITEITPRYSE - OLIESADE (b)(e)(f)

INVOERPARITEITPRYSE VAN OLIESADE (BTW UITGESLT)		2017-06-01							IMPORT PARITY PRICES OF OIL SEEDS (VAT EXCL)	
ITEM	Nota/ Note	Sojabone/ Soybeans	Sojabone/ Soybeans	Sojabone/ Soybeans	Sonneblom/ Sunflower	Canola	Grondbone/ Groundnuts	Grondbone/ Groundnuts	ITEM	
		VSA/ USA Golf/Gulf	Argentynse/ Argentine Up River	Brazilië/ Brazil Paranagua	EU Franse/ French Bordeaux	Kanadese/ Canadian Vancouver	Argentynse/ Argentine Raw Runners 40/50	VSA/ USA Raw Runners 40/50		
		\$/t	\$/t	\$/t	\$/t	\$/t	\$/t	\$/t		
Internasionale VAB pryse	a	351.00	350.00	354.00	403.00	411.00	1421.00 *	1581.00 *	International FOB prices	
Vraggeld	b	35.00	24.00	24.00	20.00	30.00	69.00	35.00	Freight Rates	
Assuransie (0.3% van VAB)		1.05	1.05	1.06	1.21	1.23	4.26	4.74	Insurance (0.3% of FOB)	
1 KOSTE, ASSURANSIE EN VRAG (KAV) \$/T Omskakel na R/t R/\$ Wisselkoers op: 2017/05/30		387.05	375.05	379.06	424.21	442.23	1494.26	1620.74	1 COST, INSURANCE AND FREIGHT (CIF) \$/T Converted to R/t R/\$ Exchange rate on: 2017/05/30	
2 KOSTE, ASSURANSIE EN VRAG (KAV) R/t		13.0161 R/t	13.0161 R/t	13.0161 R/t	13.0161 R/t	13.0161 R/t	13.0161 R/t	13.0161 R/t	2 COST, INSURANCE AND FREIGHT (CIF) R/t	
Finansieringskoste	c	43.48	42.13	42.58	47.65	49.68	167.85	182.06	Financing cost	
3 KOSTE, ASSURANSIE, VRAG EN FINANSIERING R/t		5081.36	4923.82	4976.46	5569.21	5805.79	19617.29	21277.77	3 COST, INSURANCE, FREIGHT AND FINANCING R/t	
Aflaakoste: Durban	d, e	170.37	170.37	170.37	268.74	170.37	579.41	579.41	Discharging cost: Durban	
Invoertarif:	f	365.49	364.45	368.62	0.00	534.96	1849.59	2057.85	Import Tariff:	
4 VRY OP SPOOR (VOS) R/t Durban		5617.22	5458.64	5515.45	5837.95	6511.12	22046.29	23915.03	4 FREE ON RAIL (FOR) R/t Durban	
Spoorvragekoste	g								Railage cost	
- Durban na Randfontein		246.10	246.10	246.10	246.10	246.10	-	-	- Durban to Randfontein	
<b>5 GELEWER:</b> <b>- Durban na Randfontein R/ton</b>		<b>5863.32</b>	<b>5704.74</b>	<b>5761.55</b>	<b>6084.05</b>	<b>6757.22</b>	<b>-</b>	<b>-</b>	<b>5 DELIVERED:</b> <b>- Durban to Randfontein R/ton</b>	

Notas/Notes:

a Bron van pryse en vraggeld / Source of prices and freight rates : IGC (GMI), Geogalos Peanut World & Oilworld  
2017/05/30

Termyn / Term	US\$/ton (VAB/FOB)	Vraggeld/Freight Rate:	US\$/ton	
Sojabone/Soybeans: VSA/USA (Golf/Gulf)	Jun 2017	351.00	US Golf / Gulf	35.00
Sojabone/Soybeans: Argentinië/Argentina (Up River)	Mei/May 2017	350.00	Argentinië / Argentina	24.00
Sojabone/Soybeans: Brazilië/Brazil (Paranagua)	Jun 2017	354.00	EEC (Bordeaux/Hamburg)	20.00
Sonneblom/Sunflower: EU Frankryk/France (Bordeaux)	Jul 2017	403.00	Kanada/Canada (North Pacific)	30.00
Canola: Kanada/Canada (Vancouver)	Mei/May 2017	411.00	Grondbone/Groundnuts (ARG)	69.00
Grondbone/Groundnuts: Argentinië/Argentina (Raw Runner 40/50)	Jul 2017	1421.00		
Grondbone/Groundnuts: VSA/USA (Runners 40/50)	Mei/May 2017	1581.00		

b Vraggeld: bereken vir vrage van +/- 20 000 - 30 000t / Freight rates: calculated for freights of +/- 20 000 - 30 000t

c Finansieringskoste: 30 000t @ KAV @ primakoers vir 30 dae. Bron/Source: SARB 10.50% 2016/03/18

Financing cost: 30 000t @ CIF @ prime rate for 30 days.

d Aflaakoste / Discharging costs (R/ton):

	Sojabone/ Soybeans	Sonneblom/ Sunflower	Canola	Grondbone/ Groundnuts
Durban:	170.37	268.74	170.37	579.41

e Aflaakoste / Discharging fees:

Ingesluit: Kaaigelde, hantering, kaaitoesig, agente/dokumentasie, logistiek & opnames (inspeksie van skeepsvrag) /

Included: Wharfage, handling, wharf supervision, agent/documentation, logistic & survey (inspection of shipload).

Uitgesluit: Gesondheidsinspeksie-, skeepagentskapfooi, strooktoetsingsfooi vir GMO, opbergingskoste asook BTW en invoerbelasting /

Excluded: Health inspection fee, Ship agency fee, strip testing fees for GMO, storage costs as well as VAT and import duty.

N.B: Slegs 'n aanduiding, aangesien koste van opname beding kan word / N.B: Indication only, as cost of survey can be negotiated.

f Invoertarif / Import Tariff:

Sojabone/Soybeans = 8% op VAB / on FOB

Sonneblom/Sunflower = Vry / Free

Canola = 10% op VAB / on FOB

Grondbone/Groundnuts = 10% op VAB / on FOB

g Neem asb. Kennis dat Spoornet se spoorvrag op 1 April 2016 verander het na R246.10.

Please take note that on 1 April 2016 Spoornet railage cost changed to R246.10.

\* Kwotasies is k.a.v. pryse. VAB pryse dus berekende pryse (kav minus vraggeld) / Quotes are c.i.f. prices. FOB prices are therefore calculated prices (cif minus freight rates).



13. EXPORT PARITY PRICES (b)

13. UITVOERPARITEITPRYSE (b)

INDICATIVE EXPORT PARITY PRICES				2017/06/01		AANDUIDENDE UITVOERPARITEITSPRYSE	
	US No3Y Maize/ Mielies Gulf/Golf (b)	US HRW Wheat/Koring Gulf/Golf (b)	US DNS 14% Wheat/Koring PNW (b)	Argentine Raw Runner 40/50 Groundnuts/ Grondbone (f)		Hierdie is slegs 'n voorbeeld van hoe 'n uitvoerpariteitsprys bereken kan word - dit kan varieer volgens behoeftes	
	Jun 2017	Jun 2017	Jun 2017	Jul 17			
This is <b>only an example</b> of how an export parity price can be calculated - it can vary according to need							
FOB Gulf value (\$/t)	161.00	201.00	260.00	1421.00		VAB Golfwaarde (\$/t)	
Difference in quality and locality of SA <sup>1</sup> Maize: Plus US\$10 (\$/t)	\$10.00					Kwaliteits- en liggingsverskil van SA <sup>1</sup> Mielies: Plus VSA\$10 (\$/t)	
Groundnuts: Less 3,5% of fob value				96,5%		Grondbone: Min 3,5% van vab waarde	
SA fob price (\$/t)	171.00	201.00	260.00	1371.27		SA vab prys (\$/t)	
Exchange rate (1\$=): (2017/05/30)	13.0161	13.0161	13.0161	13.0161		Wisselkoers (1\$=): (2017/05/30)	
FOB Gulf value (R/t)	2225.75	2616.24	3384.19	17848.59		VAB Golfwaarde (R/t)	
<b>Marketing costs:</b>						<b>Bemerkings koste:</b>	
Financing (Prime rate 10.50% - 30 days) (R/t)	19.21	22.58	29.21	154.04		Finansieringskoste (Primakoers 10.50% - 30 dae) (R/t)	
Railage: <sup>2</sup> Randfontein – Durban harbour	246.10	246.10	246.10	-		Spoorvrag: <sup>2</sup> Randfontein – Durbanhawe	
Loading costs: (R/t) <sup>3</sup> Durban Harbour (Mainly spout method)	151.88	163.20	163.20	467.13		Oplaaikoste: (R/t) <sup>3</sup> Durbanhawe (Hoofsaaklik tregter metode)	
<b>EXPORT REALISASIE (R/t):</b>						<b>UITVOER REALISASIE (R/t):</b>	
<b>Randfontein</b>	<b>1808.56</b>	<b>2184.36</b>	<b>2945.68</b>	<b>17227.42</b>		<b>Randfontein</b>	

*Difference in quality and locality of SA (As requested by the industry)* 1  
 As from 14 June 2012, the discount/rebate will no longer be used to calculate the export parity price on US HRW and a new calculation will be added for US DNS, also without the discount/rebate.

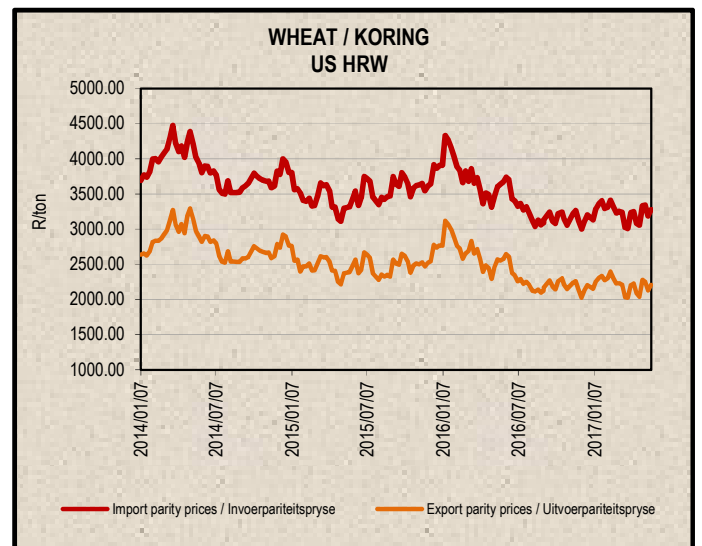
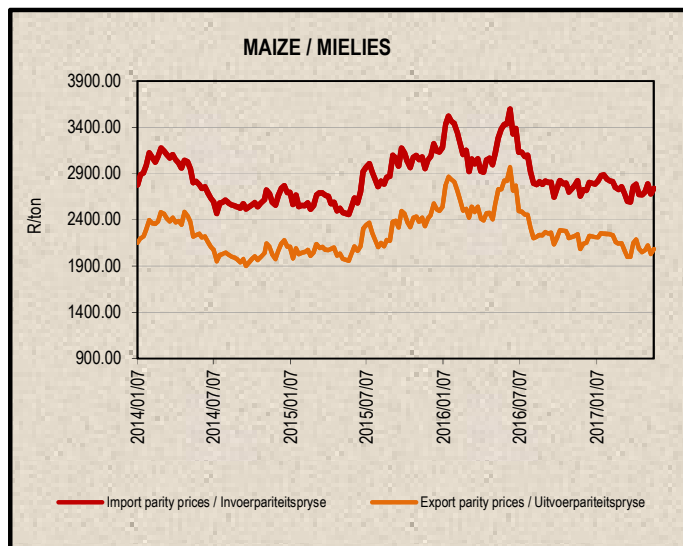
*Railage costs:* 2  
 Please take note that on 1 April 2016 Spoornet railage cost changed to R246.10.

*Loading costs, received from Hull Blyth:* 3  
 Included: Cargo dues, handling, wharf supervision, agency/documentation, logistics & surveys (inspection of cargo).  
 Excluded: Ship agent fees, health & PPECB inspections, storage facility & transport costs to storage facility, VAT & duties.

*Kwaliteits- en liggingsverskil van SA (Soos deur die bedryf versoek)*  
 Vanaf 14 Junie 2012 sal die diskonto/premie nie meer gebruik word by die berekening van die uitvoerpariteitprys van US HRW nie en 'n nuwe berekening word nou vir US DNS gedoen, ook sonder diskonto/premie.

*Spoorvrag koste:*  
 Neem asb. Kennis dat Spoornet se spoorvrag op 1 April 2016 verander het na R246.10.

*Oplaaikoste, ontvang van Hull Blyth:*  
 Ingesluit: Kaaigelde, hantering, kaaitoesig, agente/dokumentasie, logistiek & opnames (inspeksie van skeepsvrag)  
 Uitgesluit: Skeepsagentskaps-, inspeksie-, opbergings- en vervoerkoste na opbergingsfasiliteit, BTW & invoerbelasting.



#### 14. WEATHER

For local weather, please follow the link below:

[www.weathersa.co.za](http://www.weathersa.co.za)

#### 14. WEER

Vir plaaslike weer, volg asseblief die onderstaande skakel:

[www.weathersa.co.za](http://www.weathersa.co.za)

**Sources /Bronne:**

(a) = Safex; (b) = International Grains Council; (c) = CBOT; (d) = KCBT;

(e) = Oil World; (f) = Georganos Peanut World.

\* Formula according to ITAC (International Trade Administration Commission of South Africa)/  
Formule volgens ITAC (International Trade Administration Commission of South Africa)

SAGIS

Nico Hawkins

General Manager / Hoofbestuurder

**Indemnity/Vrywaring:** Although everything has been done to ensure the accuracy of the information, neither SAGIS nor any of its directors or employees takes any responsibility for actions or losses that might occur as a result of the usage of this information. / Alhoewel alles gedoen is om te verseker dat die inligting korrek is, aanvaar nie SAGIS of enige van sy direkteure of werknemers verantwoordelikheid vir enige aksies of verliese as gevolg van die inligting wat gebruik is nie.