

SAGIS WEEKLY BULLETIN / SAGIS WEEKLIKSE BULLETIN

1. Producer Deliveries (ton):			1. Produsentelewerings (ton):	
Commodity	Latest week/ Jongste week: 17 - 23 Jun 2017	Total: current marketing year/ Totaal: huidige bemarkingsjaar	Total: same period previous marketing year/ Totaal: selfde periode vorige bemarkingsjaar	Kommoditeit
White maize	815 333	3 591 348	1 119 189	Witmielies
Yellow maize	545 575	3 167 390	2 049 539	Geelmielies
Total: maize	1 360 908	6 758 738	3 168 728	Totaal: mielies
Wheat	1 609	1 854 360	1 390 481	Koring

2. Imports (ton):			2. Invoere (ton):	
2.1 Imports for RSA			2.1 Invoere vir RSA	
Commodity	Latest week/ Jongste week: 17 - 23 Jun 2017	Total: current marketing year/ Totaal: huidige bemarkingsjaar	Total: same period previous marketing year/ Totaal: selfde periode vorige bemarkingsjaar	Kommoditeit
White maize	0	0	14 700	Witmielies
Yellow maize	0	0	256 549	Geelmielies
Maize Total	0	0	271 249	Mielies Totaal
Wheat	25 905	581 147	1 468 781	Koring

Origin of imports / Oorsprong van invoere

White maize/Witmielies	Yellow maize/Geelmielies	Wheat/Koring
		Argentina
		Canada
		Czech Republic
		Germany
		Poland
		Romania
		Russia
		USA

2.2 Imports for other countries			2.2 Invoere vir ander lande	
Commodity	Latest week/ Jongste week: 17 - 23 Jun 2017	Total: current marketing year/ Totaal: huidige bemarkingsjaar	Total: same period previous marketing year/ Totaal: selfde periode vorige bemarkingsjaar	Kommoditeit
White maize	0	0	7 613	Witmielies
Yellow maize	0	0	610	Geelmielies
Maize Total	0	0	8 223	Mielies Totaal
Wheat	9 924	168 198	177 041	Koring

Origin of imports / Oorsprong van invoere

White maize/Witmielies	Yellow maize/Geelmielies	Wheat/Koring
		Argentina
		Canada
		Germany
		Poland
		Romania
		Russia
		USA

3. Exports (ton):

3.1 RSA Exports

Commodity	Latest week/ Jongste week: 17 - 23 Jun 2017	Total: current marketing year/ Totaal: huidige bemarkingsjaar	Total: same period previous marketing year/ Totaal: selfde periode vorige bemarkingsjaar	Kommoditeit
White maize	44 835	137 872	86 903	Witmielies
Yellow maize	42 085	172 919	42 512	Geelmielies
Maize Total	86 920	310 791	129 415	Mielies Totaal
Wheat	68	85 477	39 649	Koring

Destination of exports / Bestemming van uitvoere

White maize/Witmielies	Yellow maize/Geelmielies	Wheat/Koring
Botswana	Botswana	Botswana
Kenya	North Korea	Lesotho
Lesotho	South Korea	Mozambique
Mozambique	Lesotho	Namibia
Namibia	Mozambique	Swaziland
Swaziland	Namibia	Zambia
Zambia	Swaziland	Zimbabwe
Zimbabwe	Taiwan	
	Zambia	
	Zimbabwe	

3.2 Imports for Exports

Commodity	0	7 189	3 331	Witmielies
White maize	0	0	4 128	Geelmielies
Yellow maize	0	7 189	7 459	Mielies Totaal
Maize Total	7 486	168 762	182 515	Koring
Wheat				

3.2 Invoere vir Uitvoere

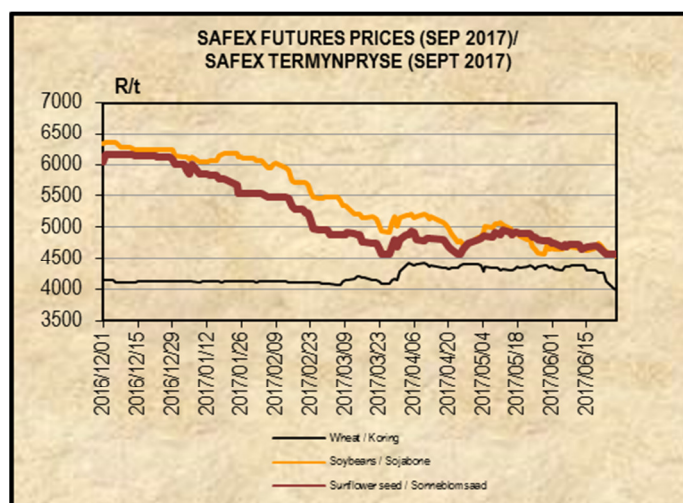
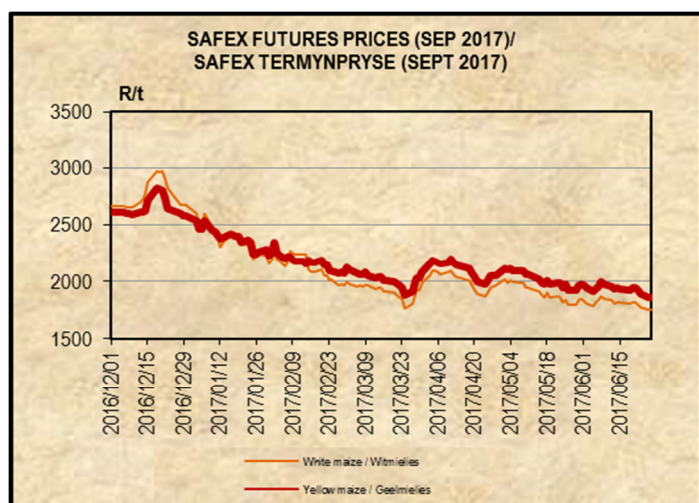
Destination of exports / Bestemming van uitvoere

White maize/Witmielies	Yellow maize/Geelmielies	Wheat/Koring
Botswana		Botswana
Lesotho		Lesotho
Zimbabwe		Swaziland
		Zambia
		Zimbabwe

4. DOMESTIC PRICES PER SAFEX (R/t)(a)

4. PLAASLIKE PRYSE VOLGENS SAFEX (R/t)(a)

Commodity	Future Prices / Termynpryse (2017/06/27) R/ton					Kommoditeit
	Jul-17	Sep-17	Dec-17	Mar-18	May-17	
White maize	1695.00	1750.00	1818.00	1864.00	1925.00	Witmielies
Yellow maize	1807.00	1860.00	1933.00	1976.00	2045.00	Geelmielies
Wheat	4180.00	3990.00	3860.00	3993.00	4103.00	Koring
Sunflower	4420.00	4560.00	4740.00	4820.00	4830.00	Sonneblom
Soybeans	4425.00	4530.00	4655.00	4720.00	4797.00	Sojabone
Sorghum	2700.00	3000.00	3174.00	3335.00	3356.00	Sorghum



5. IMPORT TARIFF ON MAIZE (b)*

Derived US No2Y Yellow Maize fob (Gulf) (b)	2017-06-21	2017-06-22	2017-06-23	2017-06-26	2017-06-27	Afgeleide VSA No2Y Geelmielies vab (Golf) (b)
RSA Initial Reference Price	\$110.00					RSA Oorspronklike Verwysingsprys
Base price (\$/t)	117.65	117.65	117.65	117.65	117.65	Basisprys (\$/t)
Daily price (\$/t) (IGC)	160.60	159.60	157.60	157.60	157.60	Daaglikse prys (\$/t) (IGC)
Average of 21 days (\$/t)	164.17	164.03	163.84	163.55	163.27	Gemiddeld van 21 dae (\$/t)
Deviation from base price (\$/t)	-46.52	-46.38	-46.19	-45.90	-45.62	Afwyking van basisprys (\$/t)
Duty on maize (\$/t)	-54.17	-54.03	-53.84	-53.55	-53.27	Reg op mielies (\$/t)
Duty on maize (R/t)	-698.90	-696.96	-694.55	-690.63	-686.77	Reg op mielies (R/t)
R/\$ Exchange rate (average of 21 days)	12.9019	12.8994	12.9003	12.8969	12.8923	R/\$ Wisselkoers (gemiddeld van 21 dae)
Tariff Gazetted 2006/12/08	R0.00/t					Tarief gepubliseer 2006/12/08

5. INVOERTARIEF OP MIELIES (b)*

6. IMPORT TARIFF ON WHEAT (b)*

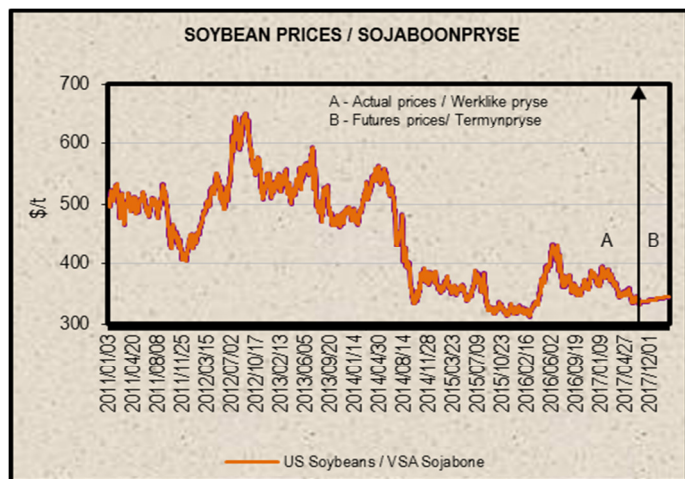
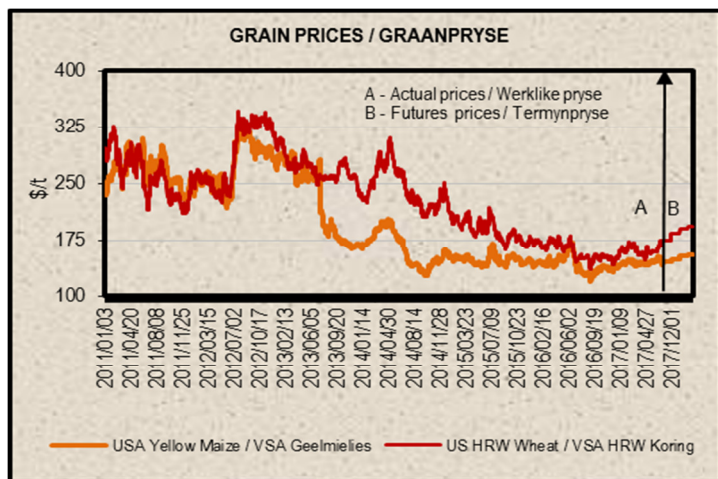
6. INVOERTARIEF OP KORING (b)*

US No2 HRW fob (Gulf)	2017/05/30	2017/06/06	2017/06/13	2017/06/20	New Formula / Nuwe Formule:	VSA No2 HRW vab (Golf)
					2017/06/27	
RSA Initial Reference Price	294.00	294.00	294.00	294.00	279.00	RSA Oorspronklike Verwysingsprys
Base price (\$/t)	191.33	191.33	191.33	191.33	189.67	Basis prys (\$/t)
Weekly price (\$/t) (IGC)	201.00	209.00	223.00	244.00	229.00	Weeklikse prys (\$/t) (IGC)
3 Weeks moving average (\$/t)	199.00	203.33	211.00	225.33	232.00	3 Weke skuiwende gemiddeld (\$/t)
Number of weeks that the deviation is more than \$10		1	2	3	1	Aantal weke wat die afwyking meer as \$10 is
Deviation from base price (\$/t)	-7.67	-12.00	-19.67	-34.00	-42.33	Afwyking van basisprys (\$/t)
Calculated duty on wheat (\$/t)	95.00	90.67	83.00	68.67	47.00	Berekende reg op koring (\$/t)
R/\$ exchange rate	13.0161	12.7677	12.7947	12.9943	12.8429	R/\$ wisselkoers
Calculated duty before adjustment (R/t)	1236.53	1157.65	1061.96	892.32	603.62	Berekende reg voor aanpassing (R/t)
Real effective exchange rate Index					0.8864	Reële effektiewe wisselkoersindeks
Calculated duty on wheat (R/t)					535.05	Berekende reg op koring (R/t)
Tariff Gazetted 2017/06/23 (R/t)	R 947.20					Tarief gepubliseer 2017/06/23 (R/t)

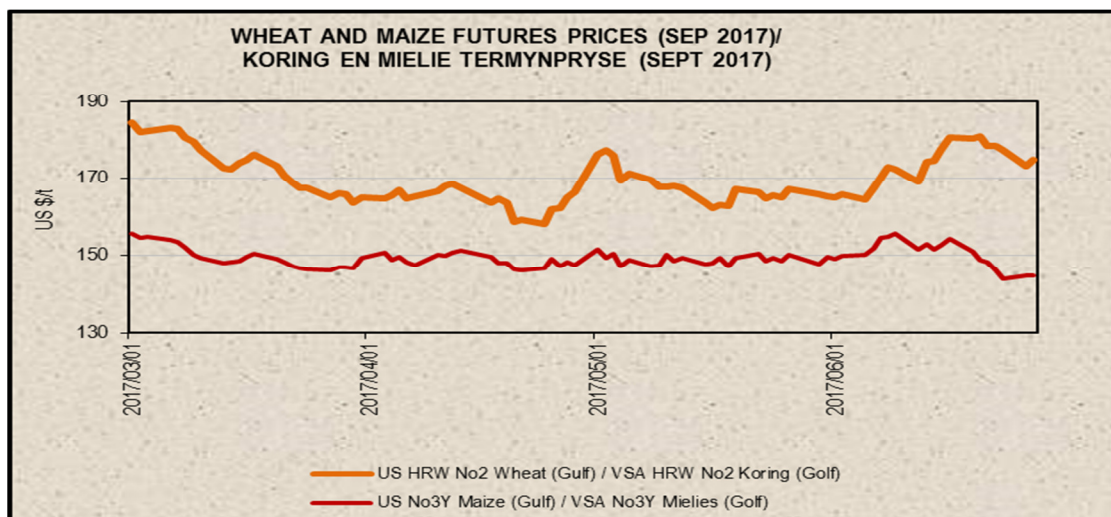
7. PRICES – INTERNATIONAL (US\$/t)

7. PRYSE - INTERNASIONAAL (VSA\$/t)

FOB (US\$/t)	Export Quotations/ Uitvoerkwotasie (b)(e)(f)				VAB (VSA\$/t)
	2017/06/27	2017/06/20	2017/06/13	2017/06/06	
US No 2 HRW Wheat (Gulf)	229.00	244.00	223.00	209.00	VSA No 2 HRW Koring (Golf)
US DNS Wheat 14% PNW	307.00	293.00	280.00	270.00	VSA DNS Koring 14% PNW
Argentine Wheat (Up River)	192.00	192.00	190.00	188.00	Argentynse Koring (Up River)
EC (France) Wheat (grade 1)	188.00	190.00	186.00	187.00	EU (Frankryk) Koring (graad 1)
EC (Germany) B Quality Wheat	203.00	202.00	201.00	199.00	EU (Duitsland) B Kwaliteit Koring
Black Sea Milling Wheat	187.00	186.00	190.00	190.00	Swart See Maalkoring
US No 3Y Maize (Gulf)	156.00	160.00	164.00	163.00	VSA No3Y Mielies (Golf)
Argentine Maize (Up River)	145.00	154.00	159.00	163.00	Argentynse Mielies (Up River)
US Sorghum (Gulf)	178.00	182.00	189.00	189.00	VSA Sorghum (Golf)
Argentine Sorghum (Up River)	140.00	150.00	154.00	156.00	Argentynse Sorghum (Up River)
US Soybeans (Gulf)	352.00	357.00	359.00	355.00	VSA Sojabone (Gulf)
Argentine Soybeans (Up River)	352.00	358.00	357.00	354.00	Argentynse Sojabone (Up River)
Canadian Canola	427.00	428.00	430.00	420.00	Kanadese Canola
Argentine Groundnuts Runners 40/50	1431.00	1431.00	1431.00	1421.00	Argentynse Grondbone 40/50 Runners
US Groundnuts Runners 40/50 shelled	1381.00	1381.00	1381.00	1581.00	VSA Grondbone 40/50 Runners uitgedop
Australian Malting Barley (South. Cross Malt)	221.00	217.00	206.00	206.00	Australiese Moutgars (South. Cross Malt)



Futures prices (US\$/t) / Termynpryse (VSA\$/t) (c)(d) (2017/06/27)							
Commodity	Jul-17	Sep-17	Dec-17	Mar-18	May-18	Jul-18	Kommoditeit
US No3 Yellow maize	141.41	144.72	148.58	152.51	154.80	157.24	VSA No3 Geelmielies
US No2 HRW wheat	167.99	174.75	184.23	189.38	192.54	194.81	VSA No2 HRW koring
US Soybeans	339.74	337.01	n/a	342.45	344.66	346.71	VSA Sojabone

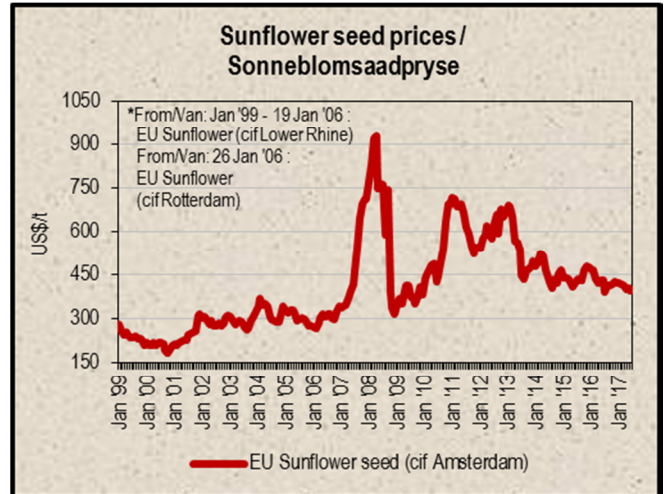
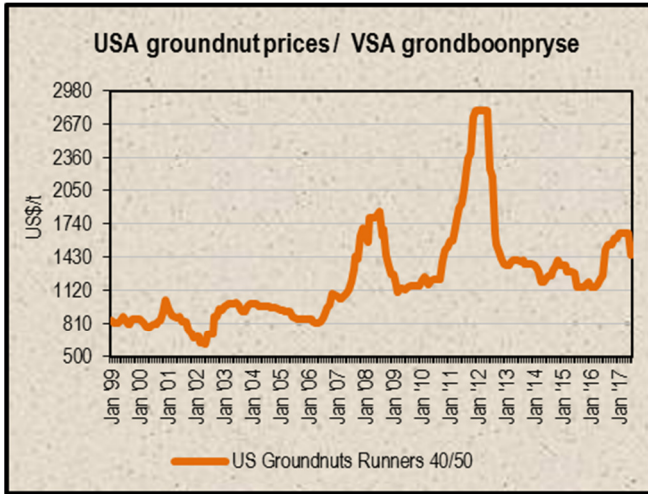


8. LOWEST REPRESENTATIVE ASKING PRICES
(US\$/t)(e)(f)(Prices of previous week)

8. LAAGSTE VERTEENWOORDIGENDE PRYSE GEVRA
(Pryse van vorige week)(VSA\$/t)(e)(f)

US\$/t	2017/06/22	2017/06/15	Change/ Verandering	VSA\$/t
Soybeans, Brazil, c.i.f. Rotterdam	383	381	0.5%	Sojabone, Brasilië, k.a.v. Rotterdam
Soybeans, USA, c.i.f. Rotterdam	380	380	0.0%	Sojabone, VSA, k.a.v. Rotterdam
Groundnuts, USA Runners 40/50*	1450	1450	0.0%	Grondbone, VSA Runners 40/50*
Groundnuts, Argentine Runners 40/50*	1500	1500	0.0%	Grondbone, Argentynse Runners 40/50*
Groundnut-oil, c.i.f. Rotterdam	1505	1515	-0.7%	Grondboon-olie, k.a.v. Rotterdam
Sunflower seed, EU c.i.f. Amsterdam	395	395	0.0%	Sonneblomsaad, EU k.a.v. Amsterdam
Sunflower-oil, EU (fob) N.W. Europe	783	778	0.6%	Sonneblom-olie, EU (vab) N.W. Eur.
Rapeseed, Europe, 00, c.i.f. Hamburg	394	394	0.0%	Raapsaad, Europa, 00, k.a.v. Hamburg

* Shelled, c.i.f. Rotterdam * Uitgedop k a v Rotterdam



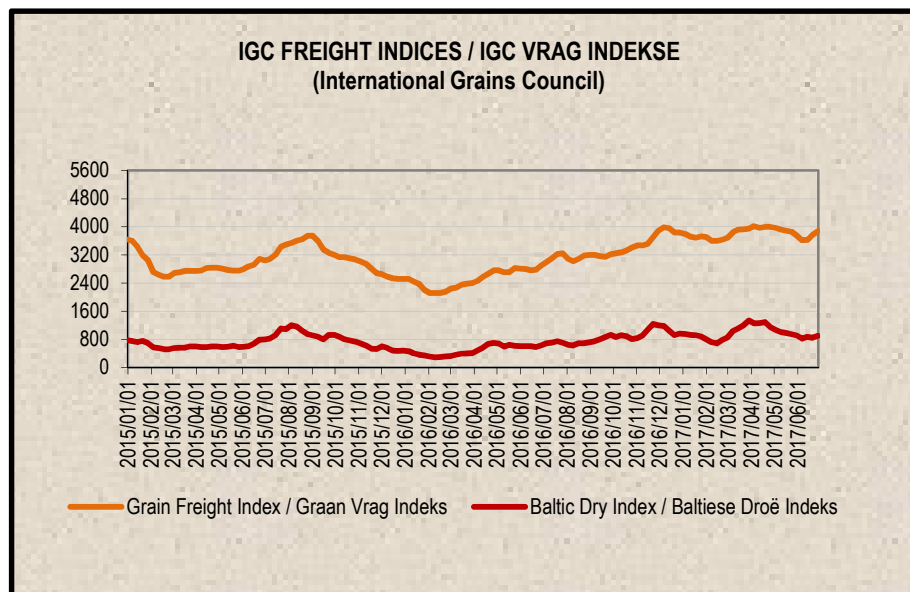
9. IGC FREIGHT INDICES (b)

9. IGC VRAG INDEKSE (b)

IGC FREIGHT INDICES / IGC VRAG INDEKSE							
	2017/05/23	2017/05/30	2017/06/06	2017/06/13	2017/06/20	2017/06/27	
Grain Freight Index*	3862	3755	3618	3628	3774	3881	Graan Vrag Indeks*
Baltic Dry Index	949	912	818	870	847	903	Baltiese Droë Indeks

* IGC Grain Freight Index represents 15 major grain routes, including five from the United States of America, and two each from other main exporting nations (including Argentina, Black Sea, Europe and Canada); with base an average of the four weeks ending 11 May 2005 = 6000. The updated indices will be available on Thursdays on SAGIS' website.

* IGC Graan Vrag Indeks verteenwoordig 15 hoof graanroetes, insluitende vyf vanaf die Verenigde State van Amerika, en twee elk van ander hoof uitvoermasies (insluitende Argentinië, Swart See, Europa en Kanada); met basis 'n gemiddeld van die vier weke geëindig 11 Mei 2005 = 6000. Die opgedateerde indekse sal Donderdae op SAGIS se webwerf beskikbaar.



10. IMPORT PARITY PRICES – SUMMER GRAINS (b)

10. INVOERPARITEITPRYSE - SOMERGRANE (b)

INVOERPARITEITPRYSE VAN SOMERGRANE (BTW UITGESLT)			2017/06/29			IMPORT PARITY PRICES OF SUMMER GRAINS (VAT EXCL)		
ITEM	Nota/ Note	Mielies/Maize	Mielies/Maize	Sorghum	Sorghum	Sorghum	ITEM	
		VSA/ USA Golf/Gulf (no.3Y)	Argentynse/ Argentine Up River	VSA/ USA Golf/Gulf	Argentynse/ Argentine Up River	Australiese/ Australian Brisbane		
Internasionale VAB pryse	a	156.00	145.00	178.00	140.00	241.00	International FOB prices	
Vraggeld	b	37.00	25.00	37.00	25.00	16.00	Freight Rates	
Assuransie (0.3% van VAB)		0.47	0.44	0.53	0.42	0.72	Insurance (0.3% of FOB)	
1 KOSTE, ASSURANSIE EN VRAG (KAV) \$/T		193.47	170.44	215.53	165.42	257.72	1 COST, INSURANCE AND FREIGHT (CIF) \$/T	
<i>Omskakel na R/t</i>							Converted to R/t	
R/\$ Wisselkoers op: 2017/06/27		12.8429	12.8429	12.8429	12.8429	12.8429	R/\$ Exchange rate on: 2017/06/27	
2 KOSTE, ASSURANSIE EN VRAG (KAV) R/t		2484.72	2188.94	2768.03	2124.47	3309.87	2 COST, INSURANCE AND FREIGHT (CIF) R/t	
Finansieringskoste	c	21.44	18.89	23.89	18.33	28.56	Financing cost	
3 KOSTE, ASSURANSIE, VRAG EN FINANSIERING R/t		2506.16	2207.83	2791.92	2142.80	3338.43	3 COST, INSURANCE, FREIGHT AND FINANCING R/t	
Aflaaiikoste:	d, e						Discharging cost:	
- Kaapstad		122.93	122.93	n/a	n/a	n/a	- Cape Town	
- Durban		163.11	163.11	170.37	170.37	170.37	- Durban	
Invoertarif	f	0.00	0.00	68.58	53.94	92.85	Import T tariff	
4 VRY OP SPOOR (VOS) R/t							4 FREE ON RAIL (FOR) R/t	
- Kaapstad		2629.09	2330.76	n/a	n/a	n/a	- Cape Town	
- Durban		2669.27	2370.94	2860.50	2196.74	3431.28	- Durban	
Spoorvragkoste	g						Railage cost	
- Durban na Randfontein		246.10	246.10	246.10	246.10	246.10	- Durban to Randfontein	
5 GELEWER:							5 DELIVERED:	
- Durban na Randfontein R/ton		2915.37	2617.04	3106.60	2442.84	3677.38	- Durban to Randfontein R/ton	

Notas/Notes:

a Bron van pryse en vraggeld : IGC GMI
Source of prices and freight rates: IGC GMI

2017/06/27

Termyn / Term	US\$/bn (VAB/FOB)	Vraggeld/Freight Rate:	US\$/bn
Mielies/Maize: VSA/USA (Golf/Gulf No.3Y)	156.00	US Golf / Gulf	37.00
Mielies/Maize: Argentinië/Argentina (Up River)	145.00	Argentinië / Argentina	25.00
Sorghum: VSA/USA (Golf / Gulf Milo)	178.00	Australië/Australia	16.00
Sorghum: Argentinië/Argentina (Up River)	140.00		
Sorghum: Australië/Australia (Brisbane)	241.00		

b Vraggeld: bereken vir vragte van +/- 20 000 - 30 000t / Freight rates: calculated for freights of +/- 20 000 - 30 000t

c Finansieringskoste: 30 000t @ KAV @ primakoers vir 30 dae. Bron/Source: SARB 10.50% 2016/03/18
Financing cost: 30 000t @ CIF @ prime rate for 30 days.

d Aflaaiikoste / Discharging costs (R/ton):

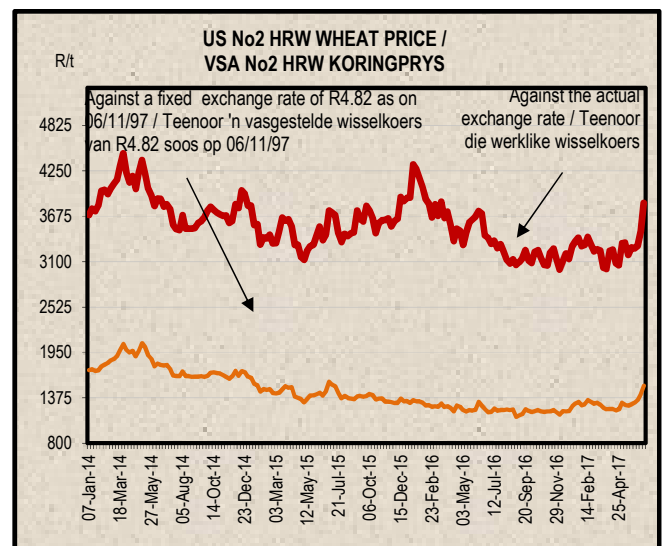
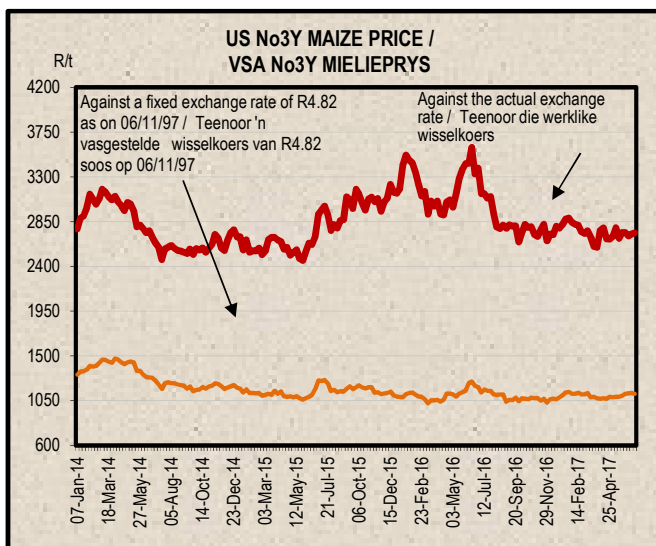
	Mielies/Maize:	Sorghum
Kaapstad / Cape Town:	122.93	n/a
Durban:	163.11	170.37

Bron / Source: Hull Blyth

e Ingesluit Kaaigelde, hantering, kaaibesig, agente/dokumentasie, logistiek & opnames (inspeksie van skeepsvrag) / Included: Wharfage, handling, wharf supervision, agent/documentation, logistic & survey (inspection of shipload).
Uitgesluit: Gesondheidsinspeksie-, skeepsagentskapfooi, strooktoetsingsfooi vir GMO, opbergingskoste asook BTW en invoerbelasting / Excluded: Health inspection fee, Ship agency fee, strip testing fees for GMO, storage costs as well as VAT and import duty.
N.B: Stigs 'n aanduiding, aangesien koste van opname beding kan word / N.B: Indication only, as cost of survey can be negotiated.

f Invoertarif / Import Tariff.
Mielies/Maize = Vry / Free
Sorghum = 3% op VAB / on FOB

g Neem asb, kennis dat 'n verandering in Spoorsetse spoorvrag op 1 April 2016 plaasgevind het na R246.10.
Please take note that there was a change in Spoorsetse railage cost on 1 April 2016 to R246.10.



11. IMPORT PARITY PRICES – WINTER CEREALS (b)

11. INVOERPARITEITPARYSE - WINTERGRANE (b)

INVOERPARITEITPRYSSE VAN WINTERGRANE (BTW UITGESLT)			2017/06/29				IMPORT PARITY PRICES OF WINTER CEREALS (VAT EXCL)		
ITEM	Nota/ Note	Koring/Wheat	Koring/Wheat	Koring/Wheat	Koring/Wheat	Gars/Barley	Gars/Barley	ITEM	
		VSA/ USA Golf/Gulf HRW	VSA/ USA PNW DNS	Argentynse/ Argentine Up River Trigo Pan	EU Duitsland/ Germany B kwaliteit/ quality	Australiese/ Australian Fremantle Mout/Malting	Fransse/ French Rouen Mout/Malting		
Internasionale VAB pryse	a	229.00	307.00	192.00	203.00	221.00	228.00 *	International FOB prices	
Vraggeld	b	37.00	37.00	25.00	19.00	17.00	20.00	Freight Rates	
Assuransie (0.3% van VAB)		0.69	0.92	0.58	0.61	0.66	0.68	Insurance (0.3% of FOB)	
1 KOSTE, ASSURANSIE EN VRAG (KAV) \$/T		266.69	344.92	217.58	222.61	238.66	248.68	1 COST, INSURANCE AND FREIGHT (CIF) \$/T	
<i>Omskakel na R/t</i>								<i>Converted to R/t</i>	
R/\$ Wisselkoers op: 2017/06/27		12.8429	12.8429	12.8429	12.8429	12.8429	12.8429	R/\$ Exchange rate on: 2017/06/27	
2 KOSTE, ASSURANSIE EN VRAG (KAV) R/t		3425.07	4429.77	2794.36	2858.96	3065.09	3193.77	2 COST, INSURANCE AND FREIGHT (CIF) R/t	
Finansieringskoste	c	29.56	38.23	24.12	24.67	26.45	27.56	Financing cost	
3 KOSTE, ASSURANSIE, VRAG EN FINANSIERING R/t		3454.63	4468.00	2818.48	2883.63	3091.54	3221.33	3 COST, INSURANCE, FREIGHT AND FINANCING R/t	
Afvaalkoste	d, e							Discharging cost	
3.1 Kaapstad (Hoofsaaklik kaaihykraan metode)		124.02	124.02	124.02	124.02	157.11	157.11	3.1 Cape Town (Mainly shore cranes method)	
3.2 Durban (Hoofsaaklik suig-in-silo metode)		163.11	163.11	163.11	163.11	170.37	170.37	3.2 Durban (Mainly suction into silo method)	
Invoertarif op koring	f	1190.20	1190.20	1190.20	1190.20	0.00	0.00	Import Tariff on wheat	
4 VRYOP SPOOR (VOS) R/t								4 FREE ON RAIL (FOR) R/t	
4.1 Kaapstadhawe		4768.85	5782.22	4132.70	4197.85	3248.65	3378.44	4.1 Cape Town Harbour	
4.2 Durbanhawe		4807.94	5821.31	4171.79	4236.94	3261.91	3391.70	4.2 Durban Harbour	
Spoorvragkoste	g							Railage cost	
- Kaapstad na Paarl		85.60	85.60	85.60	85.60	n/a	n/a	- Cape Town to Paarl	
- Durban na Randfontein		246.10	246.10	246.10	246.10	246.10	246.10	- Durban to Randfontein	
5 GELEWER:								5 DELIVERED:	
- Kaapstad na Paarl R/ton		4854.45	5867.82	4218.30	4283.45	n/a	n/a	- Cape Town to Paarl R/ton	
- Durban na Randfontein R/ton		5054.04	6067.41	4417.89	4483.04	3508.01	3637.80	- Durban to Randfontein R/ton	

Notas/Notes:

2017/06/27

a Bron van pryse en vraggeld : IGC GMI
Source of prices and freight rates: IGC GMI

Termyn / Term	VAB/FOB		Vraggeld / Freight Rate:	Gars/Barley =	
	US\$/ton	US\$/ton		US\$ + 1	US\$ + 1
Jul 2017	229.00	307.00	US (Golf / Gulf)	37.00	
Jul 2017	307.00	192.00	Argentinië / Argentine (Upriver)	25.00	
Jun 2017	192.00	203.00	EEC (Bordeaux Hamburg)	19.00	20.00
Jun 2017	203.00	221.00	Australië / Australia (Eastern)	16.00	17.00
Jun 2017	221.00	228.00			
Jul 2017	228.00				

b Vraggeld: bereken vir vragte van +/- 20 000 - 30 000t / Freight rates: calculated for freights of +/- 20 000 - 30 000t

c Finansieringskoste: 30 000t @ KAV @ primakoers vir 30 dae. Bron/Source: SARB 10.50% 2016/03/18
Financing cost: 30 000t @ CIF @ prime rate for 30 days.

d Afvaalkoste / Discharging cost (R/ton):

	Koring/Wheat:	Gars/Barley:
Kaapstad /		
Cape Town:	124.02	157.11
Durban:	163.11	170.37

e Ingesluit: Kaagelde, hantering, kaaiwes, agente/dokumentasie, logistiek & opnames (inspeksie van skeepsvrag).

Included: Wharfage, handling, wharf supervision, agent/documentation, logistic & survey (inspection of shipload).

Uitgesluit: Gesondheidsinspeksie, skeepagentskapboei, strookbetsingsfooi vir GMO, obergingskoste asook BTW en invoerbelasting.

Excluded: Health inspection fee, Ship agency fee, strip testing fees for GMO, storage costs as well as VAT and import duty.

N.B: Slegs 'n aanduiding, aangesien koste van opname beding kan word / N.B: Indication only, as cost of survey can be negotiated.

f Invoertarif / Import Tariff:

Koring/Wheat = R1190.20 p/ton

Gars/Barley = Vry/Free

g Neem asb. Kennis dat Spoorwet se spoorvrag op 1 April 2016 verander het soos volg:

Kaapstad na Paarl R85.60 en Durban na Randfontein R246.10.

Please take note that on 1 April 2016 Spoorwet railage cost changed as follows:

Cape Town to Paarl R85.60 and Durban to Randfontein R246.10.

* Prys laaste ontvang / Price last received: 2017-04-25.

12. IMPORT PARITY PRICES – OIL SEEDS (b)(e)(f)

12. INVOERPARITEITPRYSE - OLIESADE (b)(e)(f)

INVOERPARITEITPRYSE VAN OLIESADE (BTW UITGESLT)		2017-06-29							IMPORT PARITY PRICES OF OIL SEEDS (VAT EXCL)	
ITEM	Nota/ Note	Sojabone/ Soybeans	Sojabone/ Soybeans	Sojabone/ Soybeans	Sonneblom/ Sunflower	Canola	Grondbone/ Groundnuts	Grondbone/ Groundnuts	ITEM	
		VSA/ USA Golf/Gulf	Argentynse/ Argentine Up River	Brazilië/ Brazil Paranagua	EU Franse/ French Bordeaux	Kanadese/ Canadian Vancouver	Argentynse/ Argentine Raw Runners 40/50	VSA/ USA Raw Runners 40/50		
Internasionale VAB pryse	a	\$/t 352.00	\$/t 352.00	\$/t 355.00	\$/t 396.00	\$/t 427.00	\$/t 1431.00 *	\$/t 1381.00 *	International FOB prices	
Vraggeld	b	37.00	25.00	25.00	19.00	30.00	69.00	37.00	Freight Rates	
Assuransie (0.3% van VAB)		1.06	1.06	1.07	1.19	1.28	4.29	4.14	Insurance (0.3% of FOB)	
1 KOSTE, ASSURANSIE EN VRAG (KAV) \$/T Omskakel na R/t R/\$ Wisselkoers op: 2017/06/27		390.06	378.06	381.07	416.19	458.28	1504.29	1422.14	1 COST, INSURANCE AND FREIGHT (CIF) \$/T Converted to R/t R/\$ Exchange rate on: 2017/06/27	
2 KOSTE, ASSURANSIE EN VRAG (KAV) R/t		12.8429 R/t	12.8429 R/t	12.8429 R/t	12.8429 R/t	12.8429 R/t	12.8429 R/t	12.8429 R/t	2 COST, INSURANCE AND FREIGHT (CIF) R/t	
3 KOSTE, ASSURANSIE, VRAG EN FINANSIERING R/t	c	5009.50	4855.39	4894.04	5345.09	5885.64	19319.45	18264.40	3 COST, INSURANCE, FREIGHT AND FINANCING R/t	
Finansieringskoste		43.23	41.90	42.24	46.13	50.79	166.73	157.62	Financing cost	
4 VRY OP SPOOR (VOS) R/t Durban	d, e	5052.73	4897.29	4936.28	5391.22	5936.43	19486.18	18422.02	4 FREE ON RAIL (FOR) R/t Durban	
Aflaakoste: Durban	f	170.37	170.37	170.37	268.74	170.37	579.41	579.41	Discharging cost: Durban	
Invoertarif:		361.66	361.66	364.74	0.00	548.39	1837.82	1773.60	Import Tariff:	
5 GELEWER: - Durban na Randfontein R/ton	g	5584.76	5429.32	5471.39	5659.96	6655.19	21903.41	20775.03	5 DELIVERED: - Durban to Randfontein R/ton	
		246.10	246.10	246.10	246.10	246.10	-	-	Railage cost - Durban to Randfontein	
		5830.86	5675.42	5717.49	5906.06	6901.29	-	-		

Notas/Notes:

a Bron van pryse en vraggeld / Source of prices and freight rates : IGC (GMI), Geogalos Peanut World & Oilworld
2017/06/27

Termyn / Term	US\$/ton (VAB/FOB)	Vraggeld/Freight Rate:	US\$/ton
Sojabone/Soybeans: VSA/USA (Golf/Gulf)	Jul 2017	352.00	US Golf / Gulf 37.00
Sojabone/Soybeans: Argentinië/Argentina (Up River)	Jun 2017	352.00	Argentinië / Argentina 25.00
Sojabone/Soybeans: Brazilië/Brazil (Paranagua)	Jul 2017	355.00	EEC (Bordeaux/Hamburg) 19.00
Sonneblom/Sunflower: EU Frankryk/France (Bordeaux)	Sep 2017	396.00	Kanada/Canada (North Pacific) 30.00
Canola: Kanada/Canada (Vancouver)	Jun 2017	427.00	Grondbone/Groundnuts (ARG) 69.00
Grondbone/Groundnuts: Argentinië/Argentina (Raw Runner 40/50)	Aug 2017	1431.00	
Grondbone/Groundnuts: VSA/USA (Runners 40/50)	Ok/Oct 2017	1381.00	

b Vraggeld: bereken vir vragte van +/- 20 000 - 30 000t / Freight rates: calculated for freights of +/- 20 000 - 30 000t

c Finansieringskoste: 30 000t @ KAV @ primakoers vir 30 dae. Bron/Source: SARB 10.50% 2016/03/18
Financing cost: 30 000t @ CIF @ prime rate for 30 days.

d Aflaakoste / Discharging costs (R/ton):

	Sojabone/ Soybeans	Sonneblom/ Sunflower	Canola	Grondbone/ Groundnuts
Durban:	170.37	268.74	170.37	579.41

e Aflaakoste / Discharging fees:

Ingesluit: Kaaigelde, hantering, kaaioesig, agente/dokumentasie, logistiek & opnames (inspeksie van skeepsvrag) /
Included: Wharfage, handling, wharf supervision, agent/documentation, logistic & survey (inspection of shipload).
Uitgesluit: Gesondheidsinspeksie-, skeepagentskapfooi, strooktoetsingsfooi vir GMO, opbergingskoste asook BTW en invoerbelasting /
Excluded: Health inspection fee, Ship agency fee, strip testing fees for GMO, storage costs as well as VAT and import duty.

N.B: Slegs 'n aanduiding, aangesien koste van opname beding kan word / N.B: Indication only, as cost of survey can be negotiated.

f Invoertarif / Import Tariff:

Sojabone/Soybeans = 8% op VAB / on FOB
Sonneblom/Sunflower = Vry / Free
Canola = 10% op VAB / on FOB
Grondbone/Groundnuts = 10% op VAB / on FOB

g Neem asb. Kennis dat Spoorwet se spoorvrag op 1 April 2016 verander het na R246.10.

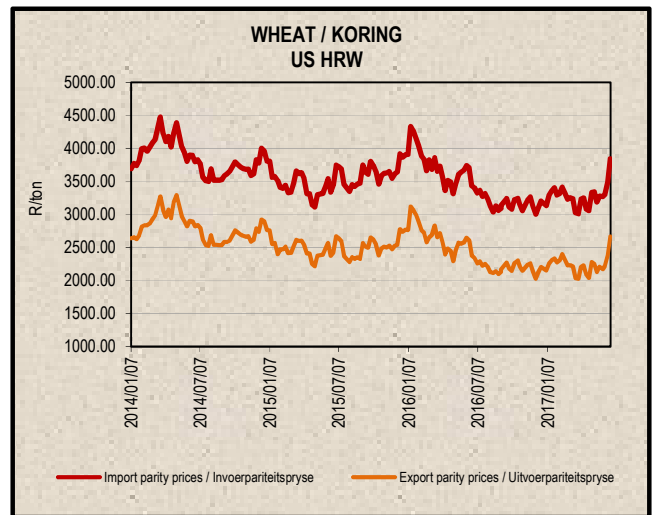
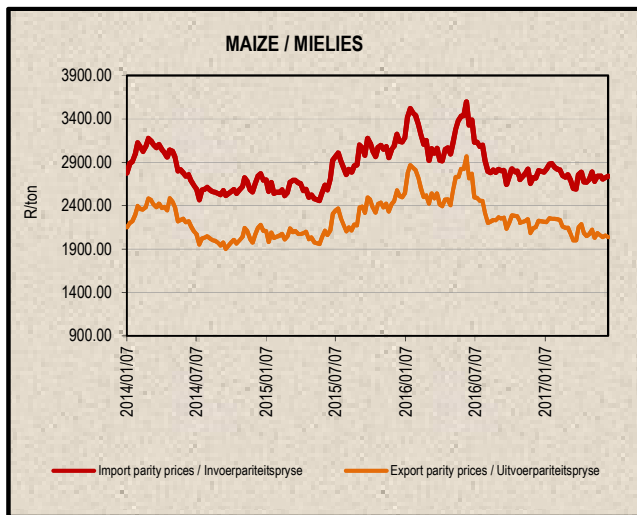
Please take note that on 1 April 2016 Spoorwet railage cost changed to R246.10.

* Kwotasies is k.a.v. pryse. VAB pryse dus berekende pryse (kav minus vraggeld) / Quotes are c.i.f. prices. FOB prices are therefore calculated prices (cif minus freight rates).

13. EXPORT PARITY PRICES (b)

13. UITVOERPARITEITPRYSE (b)

INDICATIVE EXPORT PARITY PRICES				2017/06/29		AANDUIDENDE UITVOERPARITEITSPRYSE	
	US No3Y Maize/ Mielies Gulf/Golf (b)	US HRW Wheat/Koring Gulf/Golf (b)	US DNS 14% Wheat/Koring PNW (b)	Argentine Raw Runner 40/50 Groundnuts/ Grondbone (f) Aug 2017	Hierdie is slegs 'n voorbeeld van hoe 'n uitvoerpariteitsprys bereken kan word - dit kan varieer volgens behoefte		
	Jul 2017	Jul 2017	Jul 2017				
FOB Gulf value (\$/t)	156.00	229.00	307.00	1431.00	VAB Golfwaarde (\$/t)		
Difference in quality and locality of SA ¹ Maize: Plus US\$10 (\$/t) Groundnuts: Less 3,5% of fob value	\$10.00			96,5%	Kwaliteits- en liggingsverskil van SA ¹ Mielies: Plus VSA\$10 (\$/t) Grondbone: Min 3,5% van vab waarde		
SA fob price (\$/t)	166.00	229.00	307.00	1380.92	SA vab prys (\$/t)		
Exchange rate (1\$=): (2017/06/27)	12.8429	12.8429	12.8429	12.8429	Wisselkoers (1\$=): (2017/06/27)		
FOB Gulf value (R/t)	2131.92	2941.02	3942.77	17735.02	VAB Golfwaarde (R/t)		
Marketing costs:					Bemerkings koste:		
Financing (Prime rate 10.50% - 30 days) (R/t)	18.40	25.38	34.03	153.06	Finansieringskoste (Primakoers 10.50% - 30 dae) (R/t)		
Railage: ² Randfontein – Durban harbour	246.10	246.10	246.10	-	Spoorvrag: ² Randfontein – Durbanhawe		
Loading costs: (R/t) ³ Durban Harbour (Mainly spout method)	151.88	163.20	163.20	467.13	Oplaai-koste: (R/t) ³ Durbanhawe (Hoofsaaklik tregter metode)		
EXPORT REALISATION (R/t):					UITVOER REALISASIE (R/t):		
Randfontein	1715.54	2506.34	3499.44	17114.83	Randfontein		
Difference in quality and locality of SA (As requested by the industry)				1	Kwaliteits- en liggingsverskil van SA (Soos deur die bedryf versoek)		
As from 14 June 2012, the discount/rebate will no longer be used to calculate the export parity price on US HRW and a new calculation will be added for US DNS, also without the discount/rebate.					Vanaf 14 Junie 2012 sal die diskonto/premie nie meer gebruik word by die berekening van die uitvoerpariteitprys van US HRW nie en 'n nuwe berekening word nou vir US DNS gedoen, ook sonder diskonto/premie.		
Railage costs: Please take note that on 1 April 2016 Spoornet railage cost changed to R246.10.				2	Spoorvrag koste: Neem asb. Kennis dat Spoornet se spoorvrag op 1 April 2016 verander het na R246.10.		
Loading costs, received from Hull Blyth: Included: Cargo dues, handling, wharf supervision, agency/documentation, logistics & surveys (inspection of cargo). Excluded: Ship agent fees, health & PPECB inspections, storage facility & transport costs to storage facility, VAT & duties.				3	Oplaai-koste, ontvang van Hull Blyth: Ingesluit: Kaaigelde, hantering, kaaitoesig, agente/dokumentasie, logistiek & opnames (inspeksie van skeepsvrag) Uitgesluit: Skeepsagentskaps-, inspeksie-, opbergings- en vervoerkoste na opbergingsfasiliteit, BTW & invoerbelasting.		



14. WEATHER

For local weather, please follow the link below:
www.weathersa.co.za

14. WEER

Vir plaaslike weer, volg asseblief die onderstaande skakel:
www.weathersa.co.za

Sources /Bronne:

(a) = Safex; (b) = International Grains Council; (c) = CBOT; (d) = KCBT;
(e) = Oil World; (f) = Georgalos Peanut World.

* Formula according to ITAC (International Trade Administration Commission of South Africa)/
Formule volgens ITAC (International Trade Administration Commission of South Africa)

SAGIS

Nico Hawkins

General Manager / Hoofbestuurder

Indemnity/Vrywaring: Although everything has been done to ensure the accuracy of the information, neither SAGIS nor any of its directors or employees takes any responsibility for actions or losses that might occur as a result of the usage of this information. / Alhoewel alles gedoen is om te verseker dat die inligting korrek is, aanvaar nie SAGIS of enige van sy direkteure of werknemers verantwoordelikheid vir enige aksies of verliese as gevolg van die inligting wat gebruik is nie.