

**SAGIS WEEKLY BULLETIN / SAGIS WEEKLIKSE BULLETIN**

1. Producer Deliveries (ton):			1. Produsentelewerings (ton):	
Commodity	Latest week/ Jongste week: 27 May/Mei - 2 Jun 2017	Total: current marketing year/ Totaal: huidige bemarkingsjaar	Total: same period previous marketing year/ Totaal: selfde periode vorige bemarkingsjaar	Kommoditeit
White maize	456 504	1 275 990	496 128	Witmielies
Yellow maize	415 929	1 211 118	964 050	Geelmielies
Total: maize	872 433	2 487 108	1 460 178	Totaal: mielies
Wheat	1 036	1 849 847	1 389 319	Koring

2. Imports (ton):			2. Invoere (ton):	
2.1 Imports for RSA			2.1 Invoere vir RSA	
Commodity	Latest week/ Jongste week: 27 May/Mei - 2 Jun 2017	Total: current marketing year/ Totaal: huidige bemarkingsjaar	Total: same period previous marketing year/ Totaal: selfde periode vorige bemarkingsjaar	Kommoditeit
White maize	0	0	14 700	Witmielies
Yellow maize	0	0	170 220	Geelmielies
Maize Total	0	0	184 920	Mielies Totaal
Wheat	32 772	559 209	1 321 221	Koring

**Origin of imports / Oorsprong van invoere**

White maize/Witmielies	Yellow maize/Geelmielies	Wheat/Koring
		Argentina
		Canada
		Czech Republic
		Germany
		Poland
		Romania
		Russia
		USA

**2.2 Imports for other countries**

**2.2 Invoere vir ander lande**

White maize	0	0	7 613	Witmielies
Yellow maize	0	0	479	Geelmielies
Maize Total	0	0	8 092	Mielies Totaal
Wheat	0	149 322	161 662	Koring

**Origin of imports / Oorsprong van invoere**

White maize/Witmielies	Yellow maize/Geelmielies	Wheat/Koring
		Argentina
		Canada
		Germany
		Poland
		Romania
		Russia
		USA

### 3. Exports (ton):

#### 3.1 RSA Exports

Commodity	Latest week/ Jongste week: 27 May/Mei - 2 Jun 2017	Total: current marketing year/ Totaal: huidige bemarkingsjaar	Total: same period previous marketing year/ Totaal: selfde periode vorige bemarkingsjaar	Kommoditeit
White maize	6 811	44 063	54 895	Witmielies
Yellow maize	21 948	31 306	25 307	Geelmielies
Maize Total	28 759	75 369	80 202	Mielies Totaal
Wheat	1 451	83 595	38 131	Koring

#### Destination of exports / Bestemming van uitvoere

White maize/Witmielies	Yellow maize/Geelmielies	Wheat/Koring
Botswana	Botswana	Botswana
Lesotho	Korea	Lesotho
Mozambique	Lesotho	Mozambique
Namibia	Mozambique	Namibia
Swaziland	Namibia	Swaziland
Zambia	Swaziland	Zambia
Zimbabwe	Taiwan	Zimbabwe
	Zambia	
	Zimbabwe	

#### 3.2 Imports for Exports

Commodity	Latest week/ Jongste week: 27 May/Mei - 2 Jun 2017	Total: current marketing year/ Totaal: huidige bemarkingsjaar	Total: same period previous marketing year/ Totaal: selfde periode vorige bemarkingsjaar	Kommoditeit
White maize	135	7 155	1 134	Witmielies
Yellow maize	0	0	2 404	Geelmielies
Maize Total	135	7 155	3 538	Mielies Totaal
Wheat	2 899	155 949	162 520	Koring

#### Destination of exports / Bestemming van uitvoere

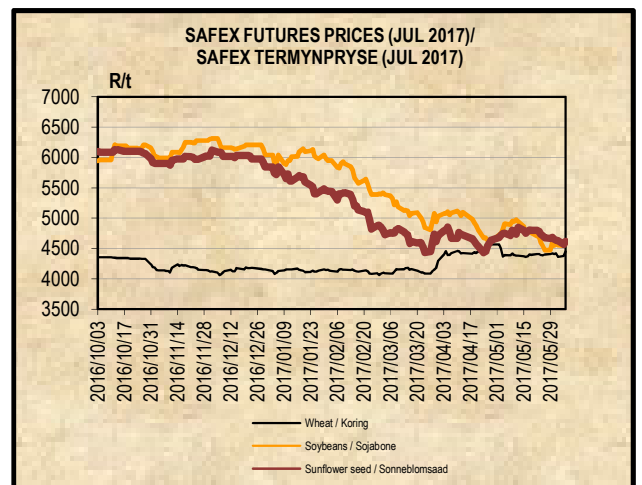
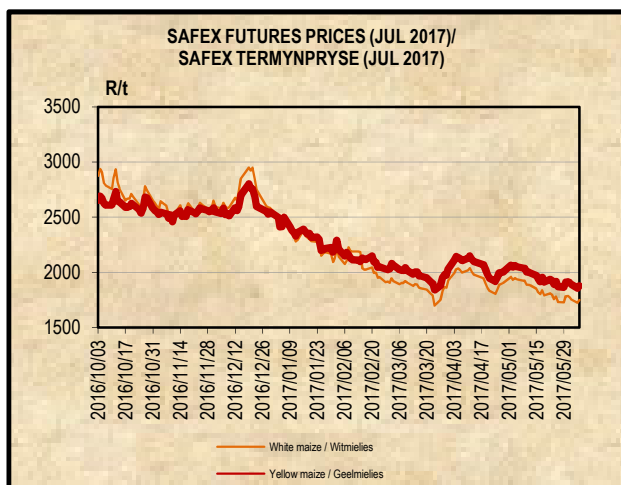
White maize/Witmielies	Yellow maize/Geelmielies	Wheat/Koring
Botswana		Botswana
Lesotho		Lesotho
Zimbabwe		Swaziland
		Zambia
		Zimbabwe

#### 3.2 Invoere vir Uitvoere

### 4. DOMESTIC PRICES PER SAFEX (R/t)(a)

### 4. PLAASLIKE PRYSE VOLGENS SAFEX (R/t)(a)

Commodity	Future Prices / Termynpryse (2017/06/06) R/ton					Kommoditeit
	Jun-17	Jul-17	Sep-17	Dec-17	Mar-18	
White maize	1731.00	1750.00	1809.00	1882.00	1918.00	Witmielies
Yellow maize	1858.00	1879.00	1930.00	2001.00	2043.00	Geelmielies
Wheat	4472.00	4447.00	4363.00	4187.00	4293.00	Koring
Sunflower	4548.00	4616.00	4728.00	4909.00	4920.00	Sonneblom
Soybeans	4540.00	4592.00	4684.00	4812.00	4874.00	Sojabone
Sorghum	n/a	2800.00	3000.00	3174.00	3335.00	Sorghum



**5. IMPORT TARIFF ON MAIZE (b)\***

Derived US No2Y Yellow Maize fob (Gulf) (b)	2017-05-31	2017-06-01	2017-06-02	2017-06-05	2017-06-06	Afgeleide VSA No2Y Geelmielies vab (Golf) (b)
RSA Initial Reference Price	<b>\$110.00</b>					RSA Oorspronklike Verwysingsprys
Base price (\$/t)	117.65	117.65	117.65	117.65	117.65	Basisprys (\$/t)
Daily price (\$/t) (IGC)	164.60	163.60	164.60	164.60	164.60	Daaglikse prys (\$/t) (IGC)
Average of 21 days (\$/t)	161.31	161.41	161.70	161.89	162.17	Gemiddeld van 21 dae (\$/t)
Deviation from base price (\$/t)	-43.66	-43.76	-44.05	-44.24	-44.52	Afwyking van basisprys (\$/t)
Duty on maize (\$/t)	-51.31	-51.41	-51.70	-51.89	-52.17	Reg op mielies (\$/t)
Duty on maize (R/t)	-680.95	-681.56	-684.00	-684.19	-686.05	Reg op mielies (R/t)
R/\$ Exchange rate (average of 21 days)	13.2712	13.2574	13.2301	13.1853	13.1503	R/\$ Wisselkoers (gemiddeld van 21 dae)
<b>Tariff Gazetted 2006/12/08</b>	<b>R0.00/t</b>					<b>Tarief gepubliseer 2006/12/08</b>

**5. INVOERTARIEF OP MIELIES (b)\***
**6. IMPORT TARIFF ON WHEAT (b)\***

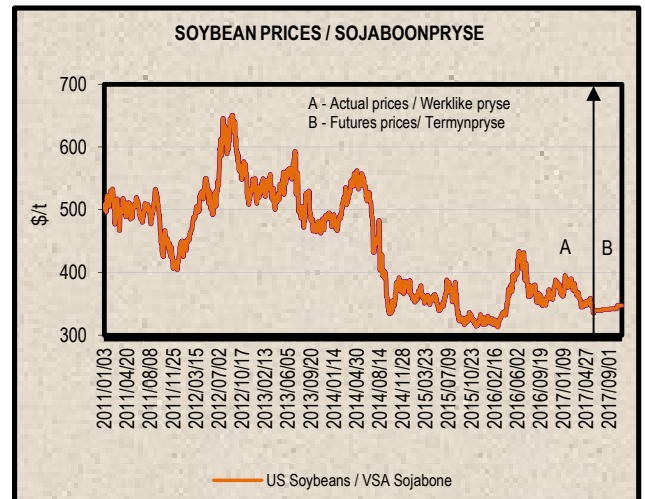
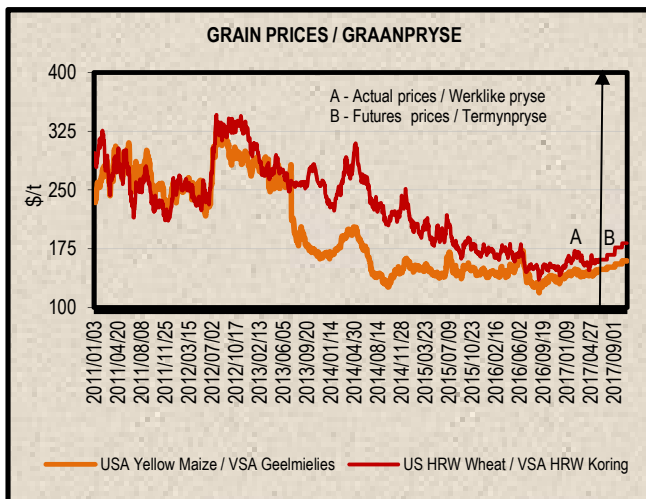
US No2 HRW fob (Gulf)	2017/05/09	2017/05/16	2017/05/23	2017/05/30	2017/06/06	VSA No2 HRW vab (Golf)
RSA Initial Reference Price						RSA Oorspronklike Verwysingsprys
Base price (\$/t)	191.33	191.33	191.33	191.33	191.33	Basis prys (\$/t)
Weekly price (\$/t) (IGC)	198.00	196.00	200.00	201.00	209.00	Weeklikse prys (\$/t) (IGC)
3 Weeks moving average (\$/t)	197.67	200.00	198.00	199.00	203.33	3 Weke skuiwende gemiddeld (\$/t)
Number of weeks that the deviation is more than \$10					1	Aantal weke wat die afwyking meer as \$10 is
Deviation from base price (\$/t)	-6.34	-8.67	-6.67	-7.67	-12.00	Afwyking van basisprys (\$/t)
Calculated Duty on wheat (\$/t)	96.33	94.00	96.00	95.00	90.67	Berekende Reg op koring (\$/t)
Calculated Duty on wheat (R/t)	1316.38	1232.31	1274.53	1236.53	1157.65	Berekende Reg op koring (R/t)
R/\$ Exchange rate	13.6653	13.1097	13.2763	13.0161	12.7677	R/\$ Wisselkoers
<b>Tariff Gazetted 2017/03/31 (R/t)</b>	<b>R 1 190.20</b>					<b>Tarief gepubliseer 2017/03/31 (R/t)</b>

**6. INVOERTARIEF OP KORING (b)\***

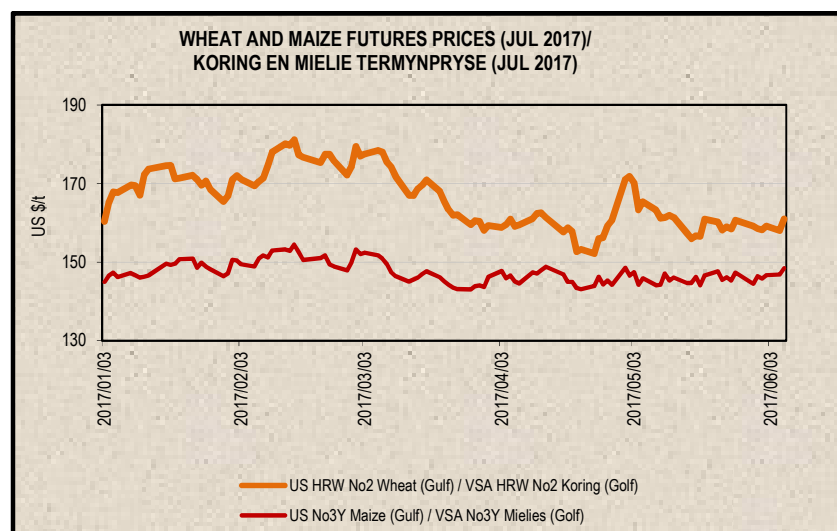
7. PRICES – INTERNATIONAL (US\$/t)

7. PRYSE - INTERNASIONAAL (VSA\$/t)

FOB (US\$/t)	Export Quotations/ Uitvoerkwotasie (b)(e)(f)				VAB (VSA\$/t)
	2017/06/06	2017/05/30	2017/05/23	2017/05/16	
US No 2 HRW Wheat (Gulf)	209.00	201.00	200.00	196.00	VSA No 2 HRW Koring (Golf)
US DNS Wheat 14% PNW	270.00	260.00	255.00	248.00	VSA DNS Koring 14% PNW
Argentine Wheat (Up River)	188.00	188.00	188.00	190.00	Argentynse Koring (Up River)
EC (France) Wheat (grade 1)	187.00	186.00	187.00	186.00	EU (Frankryk) Koring (graad 1)
EC (Germany) B Quality Wheat	199.00	199.00	198.00	195.00	EU (Duitsland) B Kwaliteit Koring
Black Sea Milling Wheat	190.00	189.00	186.00	186.00	Swart See Maalkoring
US No 3Y Maize (Gulf)	163.00	161.00	160.00	158.00	VSA No3Y Mielies (Golf)
Argentine Maize (Up River)	163.00	160.00	161.00	161.00	Argentynse Mielies (Up River)
US Sorghum (Gulf)	189.00	178.00	179.00	175.00	VSA Sorghum (Golf)
Argentine Sorghum (Up River)	156.00	154.00	154.00	154.00	Argentynse Sorghum (Up River)
US Soybeans (Gulf)	355.00	351.00	365.00	375.00	VSA Sojabone (Gulf)
Argentine Soybeans (Up River)	354.00	350.00	360.00	368.00	Argentynse Sojabone (Up River)
Canadian Canola	420.00	411.00	428.00	422.00	Kanadese Canola
Argentine Groundnuts Runners 40/50	1421.00	1421.00	1421.00	1431.00	Argentynse Grondbone 40/50 Runners
US Groundnuts Runners 40/50 shelled	1581.00	1581.00	1581.00	1581.00	VSA Grondbone 40/50 Runners uitgedop
Australian Malting Barley (South. Cross Malt)	206.00	198.00	196.00	191.00	Australiese Moutgars (South. Cross Malt)



Futures prices (US\$/t) / Termynpryse (VSA\$/t) (c)(d) (2017/06/06)							
Commodity	Jul-17	Sep-17	Dec-17	Mar-18	May-18	Jul-18	Kommoditeit
US No3 Yellow maize	148.50	151.73	155.74	159.52	161.80	163.93	VSA No3 Geelmielies
US No2 HRW wheat	160.94	167.40	176.74	181.95	186.14	189.67	VSA No2 HRW koring
US Soybeans	339.29	341.06	n/a	347.08	349.51	351.78	VSA Sojabone



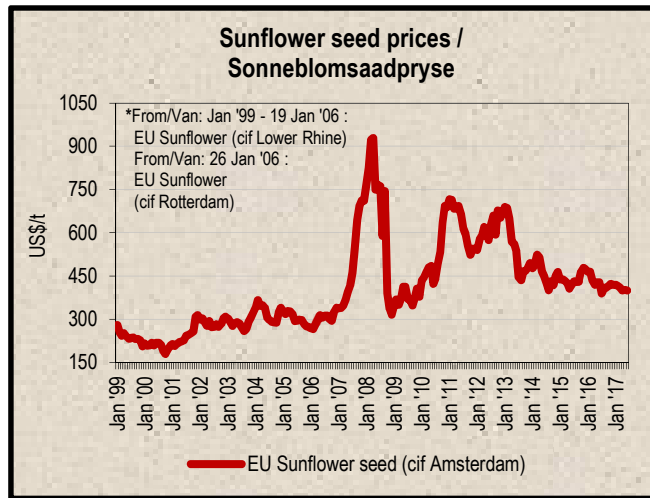
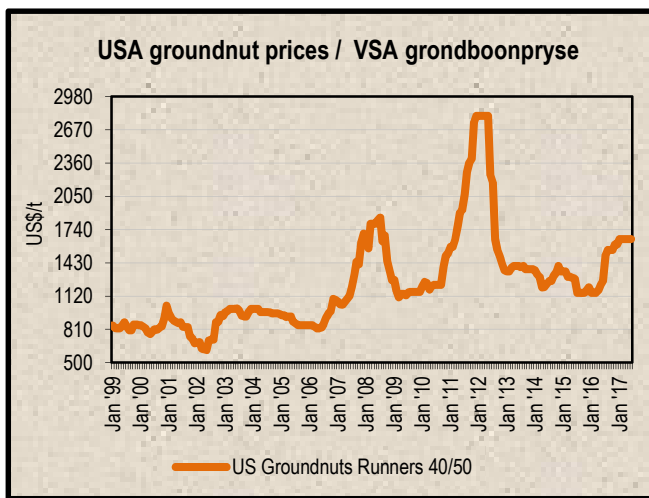
**8. LOWEST REPRESENTATIVE ASKING PRICES**  
(US\$/t)(e)(f)(Prices of previous week)

**8. LAAGSTE VERTEENWOORDIGENDE PRYSE GEVRA**  
(Pryse van vorige week)(VSA\$/t)(e)(f)

US\$/t	2017/06/01	2017/05/24	Change/ Verandering	VSA\$/t
Soybeans, Brazil, c.i.f. Rotterdam	375	390	-3.8%	Sojabone, Brasilië, k.a.v. Rotterdam
Soybeans, USA, c.i.f. Rotterdam	373	388	-3.9%	Sojabone, VSA, k.a.v. Rotterdam
Groundnuts, USA Runners 40/50*	1650	1650	0.0%	Grondbone, VSA Runners 40/50*
Groundnuts, Argentine Runners 40/50*	1490	1490	0.0%	Grondbone, Argentynse Runners 40/50*
Groundnut-oil, c.i.f. Rotterdam	1550	1550	0.0%	Grondboon-olie, k.a.v. Rotterdam
Sunflower seed, EU c.i.f. Amsterdam	400	402	-0.5%	Sonneblomsaad, EU k.a.v. Amsterdam
Sunflower-oil, EU (fob) N.W. Europe	785	793	-1.0%	Sonneblom-olie, EU (vab) N.W. Eur.
Rapeseed, Europe, 00, c.i.f. Hamburg	420	432	-2.8%	Raapsaad, Europa, 00, k.a.v. Hamburg

\* Shelled, c.i.f. Rotterdam

\* Uitgedop k a v Rotterdam



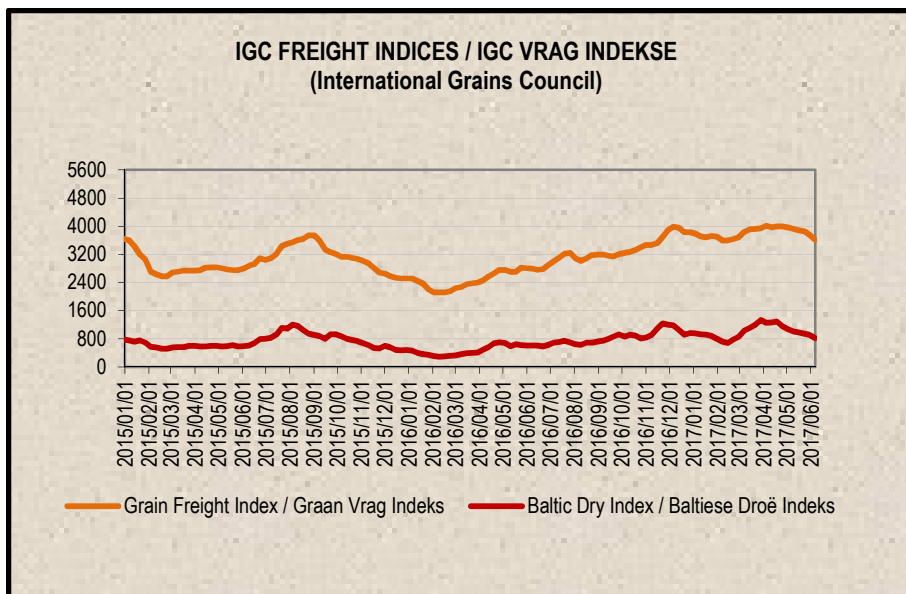
**9. IGC FREIGHT INDICES (b)**

**9. IGC VRAG INDEKSE (b)**

IGC FREIGHT INDICES / IGC VRAG INDEKSE							
	2017/05/02	2017/05/09	2017/05/16	2017/05/23	2017/05/30	2017/06/06	
Grain Freight Index*	3969	3920	3891	3862	3755	3618	Graan Vrag Indeks*
Baltic Dry Index	1073	1007	980	949	912	818	Baltiese Droë Indeks

\* IGC Grain Freight Index represents 15 major grain routes, including five from the United States of America, and two each from other main exporting nations (including Argentina, Black Sea, Europe and Canada); with base an average of the four weeks ending 11 May 2005 = 6000. The updated indices will be available on Thursdays on SAGIS' website.

\* IGC Graan Vrag Indeks verteenwoordig 15 hoof graanroetes, insluitende vyf vanaf die Verenigde State van Amerika, en twee elk van ander hoof uitvoermasies (insluitende Argentinië, Swart See, Europa en Kanada); met basis 'n gemiddeld van die vier weke geëindig 11 Mei 2005 = 6000. Die opgedateerde indekse sal Donderdae op SAGIS se webwerf beskikbaar.



10. IMPORT PARITY PRICES – SUMMER GRAINS (b)

10. INVOERPARITEITPRYSE - SOMERGRANE (b)

INVOERPARITEITPRYSE VAN SOMERGRANE (BTW UITGESLT)			2017/06/08			IMPORT PARITY PRICES OF SUMMER GRAINS (VAT EXCL)		
ITEM	Nota/ Note	Mielies/Maize	Mielies/Maize	Sorghum	Sorghum	Sorghum	ITEM	
		VSA/ USA Golf/Gulf (no.3Y)	Argentynse/ Argentine Up River	VSA/ USA Golf/Gulf	Argentynse/ Argentine Up River	Australiese/ Australian Brisbane		
		\$/t	\$/t	\$/t	\$/t	\$/t		
Internasionale VAB pryse	a	163.00	163.00	189.00	156.00	233.00	International FOB prices	
Vraggeld	b	34.00	24.00	34.00	24.00	15.00	Freight Rates	
Assuransie (0.3% van VAB)		0.49	0.49	0.57	0.47	0.70	Insurance (0.3% of FOB)	
1 KOSTE, ASSURANSIE EN VRAG (KAV) \$/T		197.49	187.49	223.57	180.47	248.70	1 COST, INSURANCE AND FREIGHT (CIF) \$/T	
<i>Omskakel na R/t</i>							<i>Converted to R/t</i>	
R/\$ Wisselkoers op: 2017/06/06		12.7677	12.7677	12.7677	12.7677	12.7677	R/\$ Exchange rate on: 2017/06/06	
2 KOSTE, ASSURANSIE EN VRAG (KAV) R/t		2521.49	2393.82	2854.47	2304.19	3175.33	2 COST, INSURANCE AND FREIGHT (CIF) R/t	
Finansieringskoste	c	21.76	20.66	24.63	19.89	27.40	Financing cost	
3 KOSTE, ASSURANSIE, VRAG EN FINANSIERING R/t		2543.25	2414.48	2879.10	2324.08	3202.73	3 COST, INSURANCE, FREIGHT AND FINANCING R/t	
Aflaaiikoste:	d, e						Discharging cost:	
- Kaapstad		122.93	122.93	n/a	n/a	n/a	- Cape Town	
- Durban		163.11	163.11	170.37	170.37	170.37	- Durban	
Invoertarif	f	0.00	0.00	72.39	59.75	89.25	Import Tariff	
4 VRY OP SPOOR (VOS) R/t							4 FREE ON RAIL (FOR) R/t	
- Kaapstad		2666.18	2537.41	n/a	n/a	n/a	- Cape Town	
- Durban		2706.36	2577.59	2951.49	2383.83	3291.98	- Durban	
Spoorvragkoste	g	246.10	246.10	246.10	246.10	246.10	Railage cost	
- Durban na Randfontein							- Durban to Randfontein	
5 GELEWER:							5 DELIVERED:	
- Durban na Randfontein R/ton		2952.46	2823.69	3197.59	2629.93	3538.08	- Durban to Randfontein R/ton	

Notas/Notes:

a Bron van pryse en vraggeld : IGC GMI  
Source of prices and freight rates: IGC GMI

2017/06/06

Termyn / Term	US\$/ton (VAB/FOB)	Vraggeld/Freight Rate:	US\$/ton
Mielies/Maize: VSA/USA (Golf/Gulf No.3Y)	Jun 2017 163.00	US Golf / Gulf	34.00
Mielies/Maize: Argentinië/Argentina (Up River)	Jun 2017 163.00	Argentinië / Argentina	24.00
Sorghum: VSA/USA (Golf / Gulf Milo)	Jul 2017 189.00	Australië/Australia	15.00
Sorghum: Argentinië/Argentina (Up River)	Jun 2017 156.00		
Sorghum: Australië/Australia (Brisbane)	Jun 2017 233.00		

b Vraggeld: bereken vir vragte van +/- 20 000 - 30 000t / Freight rates: calculated for freights of +/- 20 000 - 30 000t

c Finansieringskoste: 30 000t @ KAV @ primakoers vir 30 dae. Bron/Source: SARB 10.50% 2016/03/18  
Financing cost 30 000t @ CIF @ prime rate for 30 days.

d Aflaaiikoste / Discharging costs (R/ton):

	Mielies/Maize:	Sorghum
Kaapstad / Cape Town:	122.93	n/a
Durban:	163.11	170.37

Bron / Source: Hull Blyth

e Ingesluit: Kaaielde, hantering, kaaitoetsing, agente/dokumentasie, logistiek & opnames (inspeksie van skeepsvrag) /

Included: Wharfage, handling, wharf supervision, agent/documentation, logistic & survey (inspection of shipload).

Uitgesluit: Gesondheidsinspeksie-, skeepsagentskapfooi, strooktoetsingsfooi vir GMO, opbergingskoste asook BTW en invoerbelasting /

Excluded: Health inspection fee, ship agency fee, strip testing fees for GMO, storage costs as well as VAT and import duty.

N.B: Slegs 'n aanduiding, aangesien koste van opname beding kan word / N.B: Indication only, as cost of survey can be negotiated.

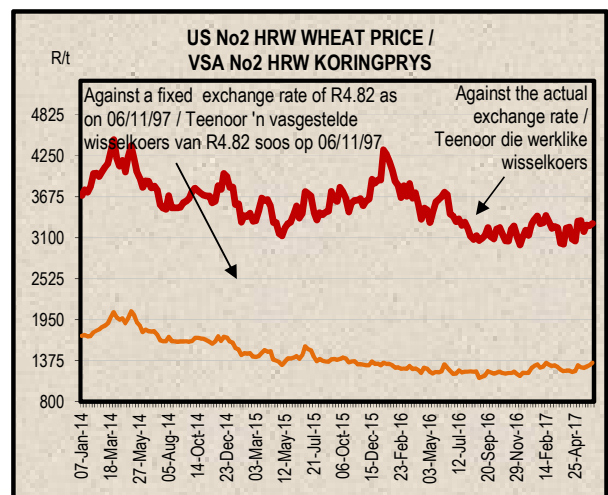
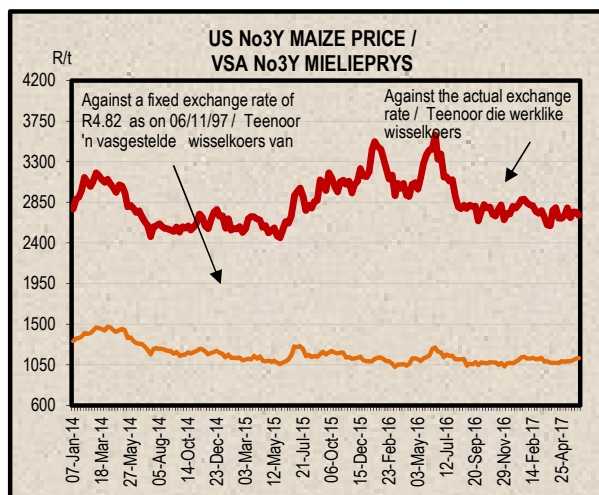
f Invoertarif / Import Tariff:

Mielies/Maize = Vry / Free

Sorghum = 3% op VAB / on FOB

g Neem asb. kennis dat 'n verandering in Spoorsetse spoorvrag op 1 April 2016 plaasgevind het na R246.10.

Please take note that there was a change in Spoornet railage cost on 1 April 2016 to R246.10.





11. IMPORT PARITY PRICES – WINTER CEREALS (b)

11. INVOERPARITEITPRYSE - WINTERGRANE (b)

INVOERPARITEITPRYSE VAN WINTERGRANE (BTW UITGESLT)			2017/06/08				IMPORT PARITY PRICES OF WINTER CEREALS (VAT EXCL)		
ITEM	Nota / Note	Koring/Wheat	Koring/Wheat	Koring/Wheat	Koring/Wheat	Gars/Barley	Gars/Barley	ITEM	
		VSA/ USA Golf/Gulf	VSA/ USA PNW	Argentynse/ Argentine Up River	EU Duitsland/ Germany  B kwaliteit/ quality	Australiese/ Australian Fremantle	Fransse/ French Rouen		
		HRW	DNS	Trigo Pan		Mout/Maltin g	Mout/Maltin g		
Internasionale VAB pryse Vruggeld Assuransie (0.3% van VAB) 1 KOSTE, ASSURANSIE EN VRAG (KAV) \$/T <i>Omskakel na R/t</i> R/\$ Wisselkoers op: 2017/06/06	a b	\$/t 209.00 34.00 0.63 243.63	\$/t 270.00 34.00 0.81 304.81	\$/t 188.00 24.00 0.56 212.56	\$/t 199.00 19.00 0.60 218.60	\$/t 206.00 16.00 0.62 222.62	\$/t 221.00 * 20.00 0.66 241.66	International FOB prices Freight Rates Insurance (0.3% of FOB) 1 COST, INSURANCE AND FREIGHT (CIF) \$/T <i>Converted to R/t</i> R/\$ Exchange rate on: 2017/06/06	
2 KOSTE, ASSURANSIE EN VRAG (KAV) R/t  Finansieringskoste 3 KOSTE, ASSURANSIE, VRAG EN FINANSIERING R/t Aflaai-koste 3.1 Kaapstad (Hoofsaaklik kaaihykraan metode) 3.2 Durban (Hoofsaaklik suig-in-silo metode) Invoertarief op koring 4 VRYOP SPOOR (VOS) R/t 4.1 Kaapstadhawe 4.2 Durbanhawe  Spoorvragkoste - Kaapstad na Paarl - Durban na Randfontein	c d, e f g	R/t 3110.59  26.84 3137.43  124.02 163.11 1190.20  4451.65 4490.74  85.60 246.10	R/t 3891.72  33.59 3925.31  124.02 163.11 1190.20  5239.53 5278.62  85.60 246.10	R/t 2713.90  23.42 2737.32  124.02 163.11 1190.20  4051.54 4090.63  85.60 246.10	R/t 2791.02  24.09 2815.11  124.02 163.11 1190.20  4129.33 4168.42  85.60 246.10	R/t 2842.35  24.53 2866.88  157.11 170.37 0.00  3023.99 3037.25  n/a 246.10	R/t 3085.44  26.63 3112.07  157.11 170.37 0.00  3269.18 3282.44  n/a 246.10	2 COST, INSURANCE AND FREIGHT (CIF) R/t  Financing cost 3 COST, INSURANCE, FREIGHT AND FINANCING R/t Discharging cost 3.1 Cape Town (Mainly shore cranes method) 3.2 Durban (Mainly suction into silo method) Import Tariff on wheat 4 FREE ON RAIL (FOR) R/t 4.1 Cape Town Harbour 4.2 Durban Harbour  Railage cost - Cape Town to Paarl - Durban to Randfontein	
<b>5 GELEWER:</b> - Kaapstad na Paarl R/ton - Durban na Randfontein R/ton		<b>4537.25</b> <b>4736.84</b>	<b>5325.13</b> <b>5524.72</b>	<b>4137.14</b> <b>4336.73</b>	<b>4214.93</b> <b>4414.52</b>	<b>n/a</b> <b>3283.35</b>	<b>n/a</b> <b>3528.54</b>	<b>5 DELIVERED:</b> - Cape Town to Paarl R/ton - Durban to Randfontein R/ton	

Notas/Notes: 2017/06/08

a Bron van pryse en vruggeld : IGC GMI  
Source of prices and freight rates: IGC GMI

Termyn / Term	VAB/FOB US\$/ton	Vruggeld / Freight Rate: US\$/ton	Gars/Barley = US\$ + 1
Koring/Wheat: HRW No 2 (Hard Red Winter) Golf / Gulf	Jun 2017 209.00	US (Golf / Gulf) 34.00	
Koring/Wheat: DNS 14% No 2 (Dark Northern Spring) Golf / Gulf	Jun 2017 270.00	Argentinië / Argentine (Upriver) 24.00	
Koring/Wheat: Argentinië / Argentine (Up River) Trigo Pan	Jun 2017 188.00	EEC (Bordeaux Hamburg) 19.00	20.00
Koring/Wheat: EU (Duitsland / Germany) B kwaliteit / quality	Jun 2017 199.00	Australië / Australia (Eastern) 15.00	16.00
Gars/Barley: Australiese moutgars/Australian malting barley (Fremantle)	Jun 2017 206.00		
Gars/Barley: Fransse moutgars/French malting barley (Rouen)	Jun 2017 221.00		

b Vruggeld: bereken vir vrugte van +/- 20 000 - 30 000t. / Freight rates: calculated for freights of +/- 20 000 - 30 000t.

c Finansieringskoste: 30 000t @ KAV @ primakoers vir 30 dae. Bron/Source: SARB 10.50% 2016/03/18  
Financing cost 30 000t @ CIF @ prime rate for 30 days.

d Aflaai-koste / Discharging cost (R/ton):

	Koring/Wheat	Gars/Barley:
Kaapstad / Cape Town:	124.02	157.11
Durban:	163.11	170.37

Bron / Source: Hull Blyth

e Ingesluit: Kaaihandeling, kaaiopsig, agente/dokumentasie, logistiek & opnames (inspeksie van skeepsvrag).  
Included: Wharfage, handling, wharf supervision, agent/documentation, logistic & survey (inspection of shipload).  
Uitgesluit: Gesondheidsinspeksie-, skeepagentskapfooi, strooktoetsingsfooi vir GMO, opbergingskoste asook BTW en invoerbelasting.  
Excluded: Health inspection fee, Ship agency fee, strip testing fees for GMO, storage costs as well as VAT and import duty.  
N.B: Slegs 'n aanduiding, aangesien koste van opname beding kan word / N.B: Indication only, as cost of survey can be negotiated.

f Invoertarief / Import Tariff:  
Koring/Wheat = R1190.20 p/ton  
Gars/Barley = Vry/Free

g Neem asb. Kennis dat Spoorwet se spoorvrag op 1 April 2016 verander het soos volg:  
Kaapstad na Paarl R85.60 en Durban na Randfontein R246.10.  
Please take note that on 1 April 2016 Spoorwet railage cost changed as follows:  
Cape Town to Paarl R85.60 and Durban to Randfontein R246.10.

\* Prys laaste ontvang / Price last received: 2017-04-25.

12. IMPORT PARITY PRICES – OIL SEEDS (b)(e)(f)

12. INVOERPARITEITPRYSE - OLIESADE (b)(e)(f)

INVOERPARITEITPRYSE VAN OLIESADE (BTW UITGESLT)		2017-06-08							IMPORT PARITY PRICES OF OIL SEEDS (VAT EXCL)	
ITEM	Nota/ Note	Sojabone/ Soybeans	Sojabone/ Soybeans	Sojabone/ Soybeans	Sonneblom/ Sunflower	Canola	Grondbone/ Groundnuts	Grondbone/ Groundnuts	ITEM	
		VSA/ USA Golf/Gulf	Argentynse/ Argentine Up River	Brazilië/ Brazil Paranagua	EU Franse/ French Bordeaux	Kanadese/ Canadian Vancouver	Argentynse/ Argentine Raw Runners 40/50	VSA/ USA Raw Runners 40/50		
Internasionale VAB pryse	a	\$/t 355.00	\$/t 354.00	\$/t 360.00	\$/t 405.00	\$/t 420.00	\$/t 1421.00	\$/t 1581.00	International FOB prices	
Vraggeld	b	34.00	24.00	24.00	19.00	29.00	69.00	34.00	Freight Rates	
Assuransie (0.3% van VAB)		1.07	1.06	1.08	1.22	1.26	4.26	4.74	Insurance (0.3% of FOB)	
1 KOSTE, ASSURANSIE EN VRAG (KAV) \$/T		390.07	379.06	385.08	425.22	450.26	1494.26	1619.74	1 COST, INSURANCE AND FREIGHT (CIF) \$/T	
Omskakel na R/t		12.7677	12.7677	12.7677	12.7677	12.7677	12.7677	12.7677	Converted to R/t	
R/\$ Wisselkoers op: 2017/06/06		R/t 4980.30	R/t 4839.72	R/t 4916.59	R/t 5429.08	R/t 5748.78	R/t 19078.26	R/t 20680.35	R/\$ Exchange rate on: 2017/06/06	
2 KOSTE, ASSURANSIE EN VRAG (KAV) R/t		42.98	41.77	42.43	46.85	49.61	164.65	178.47	2 COST, INSURANCE AND FREIGHT (CIF) R/t	
Finansieringskoste	c	5023.28	4881.49	4959.02	5475.93	5798.39	19242.91	20858.82	Financing cost	
3 KOSTE, ASSURANSIE, VRAG EN FINANSIERING R/t		170.37	170.37	170.37	268.74	170.37	579.41	579.41	3 COST, INSURANCE, FREIGHT AND FINANCING R/t	
Aflaaikoste: Durban	d, e	362.60	361.58	367.71	0.00	536.24	1814.29	2018.57	Discharging cost: Durban	
Invoertarief:	f	5556.25	5413.44	5497.10	5744.67	6505.00	21636.61	23456.80	Import Tariff:	
4 VRY OP SPOOR (VOS) R/t Durban		246.10	246.10	246.10	246.10	246.10	-	-	4 FREE ON RAIL (FOR) R/t Durban	
Spoorvragkoste	g								Railage cost	
- Durban na Randfontein									- Durban to Randfontein	
5 GELEWER:		5802.35	5659.54	5743.20	5990.77	6751.10	-	-	5 DELIVERED:	
- Durban na Randfontein R/ton									- Durban to Randfontein R/ton	

Notas/Notes:

a Bron van pryse en vraggeld / Source of prices and freight rates : IGC (GMI), Geogalos Peanut World & Oil  
2017/06/06

Termyn / Term	US\$/ton (VAB/FOB)	Vraggeld/Freight Rate:	US\$/ton
Sojabone/Soybeans: VSA/USA (Golf/Gulf)	355.00	US Golf / Gulf	34.00
Sojabone/Soybeans: Argentinië/Argentina (Up River)	354.00	Argentinië / Argentina	24.00
Sojabone/Soybeans: Brazilië/Brazil (Paranagua)	360.00	EEC (Bordeaux/Hamburg)	19.00
Sonneblom/Sunflower: EU Frankryk/France (Bordeaux)	405.00	Kanada/Canada (North Pacific)	29.00
Canola: Kanada/Canada (Vancouver)	420.00	Grondbone/Groundnuts (ARG)	69.00
Grondbone/Groundnuts: Argentinië/Argentina (Raw Runner 40/50)	1421.00		
Grondbone/Groundnuts: VSA/USA (Runners 40/50)	1581.00		

b Vraggeld: bereken vir vragte van +/- 20 000 - 30 000t / Freight rates: calculated for freights of +/- 20 000 - 30 000t

c Finansieringskoste: 30 000t @ KAV @ primakoers vir 30 dae. Bron/Source: SARB 10.50% 2016/03/18

Financing cost: 30 000t @ CIF @ prime rate for 30 days.

d Aflaaikoste / Discharging costs (R/ton):

	Sojabone/ Soybeans	Sonneblom/ Sunflower	Canola	Grondbone/ Groundnuts
Bron / Source: Hull Blyth	170.37	268.74	170.37	579.41

e Aflaaikoste / Discharging fees:

Ingesluit: Kaaigelde, hantering, kaaibesig, agente/dokumentasie, logistiek & opnames (inspeksie van skeepsvrag) /

Included: Wharfage, handling, wharf supervision, agent/documentation, logistic & survey (inspection of shipload).

Uitgesluit: Gesondheidsinspeksie-, skeepagentskapfooi, strooktoetsingsfooi vir GMO, opbergingskoste asook BTW en invoerbelasting /

Excluded: Health inspection fee, Ship agency fee, strip testing fees for GMO, storage costs as well as VAT and import duty.

N.B: Slegs 'n aanduiding, aangesien koste van opname beding kan word / N.B: Indication only, as cost of survey can be negotiated.

f Invoertarief / Import Tariff:

Sojabone/Soybeans = 8% op VAB / on FOB

Sonneblom/Sunflower = Vry / Free

Canola = 10% op VAB / on FOB

Grondbone/Groundnuts = 10% op VAB / on FOB

g Neem asb. Kennis dat Spoornet se spoorvrag op 1 April 2016 verander het na R246.10.

Please take note that on 1 April 2016 Spoornet railage cost changed to R246.10.

\* Kwotasies is k.a.v. pryse. VAB pryse dus berekende pryse (kav minus vraggeld) / Quotes are c.i.f. prices. FOB prices are therefore calculated prices (cif minus freight rates).



13. EXPORT PARITY PRICES (b)

13. UITVOERPARITEITPRYSE (b)

INDICATIVE EXPORT PARITY PRICES				2017/06/08		AANDUIDENDE UITVOERPARITEITSPRYSE
This is <b>only an example</b> of how an export parity price can be calculated - it can vary according to need	US No3Y Maize/ Mielies Gulf/Golf (b) Jun 2017	US HRW Wheat/Koring Gulf/Golf (b) Jun 2017	US DNS 14% Wheat/Koring PNW (b) Jun 2017	Argentine Raw Runner 40/50 Groundnuts/ Grondbone (f) Aug 2017	Hierdie is <b>slegs 'n voorbeeld</b> van hoe 'n uitvoerpariteitsprys bereken kan word - dit kan varieer volgens behoeftes	
FOB Gulf value (\$/t)	163.00	209.00	270.00	1421.00	VAB Golfwaarde (\$/t)	
Difference in quality and locality of SA <sup>1</sup> Maize: Plus US\$10 (\$/t) Groundnuts: Less 3,5% of fob value	\$10.00			96,5%	Kwaliteits- en liggingsverskil van SA <sup>1</sup> Mielies: Plus VSA\$10 (\$/t) Grondbone: Min 3,5% van vab waarde	
SA fob price (\$/t)	173.00	209.00	270.00	1371.27	SA vab prys (\$/t)	
Exchange rate (1\$=): (2017/06/06)	12.7677	12.7677	12.7677	12.7677	Wisselkoers (1\$=): (2017/06/06)	
FOB Gulf value (R/t)	2208.81	2668.45	3447.28	17507.96	VAB Golfwaarde (R/t)	
<b>Marketing costs:</b>					<b>Bemerkings koste:</b>	
Financing (Prime rate 10.50% - 30 days) (R/t)	19.06	23.03	29.75	151.10	Finansieringskoste (Primakoers 10.50% - 30 dae) (R/t)	
Railage: <sup>2</sup> Randfontein – Durban harbour	246.10	246.10	246.10	-	Spoorvrage: <sup>2</sup> Randfontein – Durbanhawe	
Loading costs: (R/t) <sup>3</sup> Durban Harbour (Mainly spout method)	151.88	163.20	163.20	467.13	Oplaaikoste: (R/t) <sup>3</sup> Durbanhawe (Hoofsaaklik tregter metode)	
<b>EXPORT REALISATION (R/t):</b>					<b>UITVOER REALISASIE (R/t):</b>	
<b>Randfontein</b>	<b>1791.77</b>	<b>2236.12</b>	<b>3008.23</b>	<b>16889.73</b>	<b>Randfontein</b>	

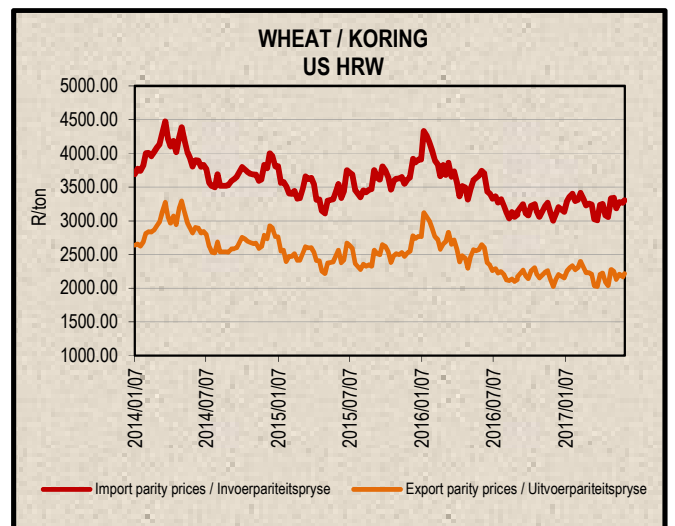
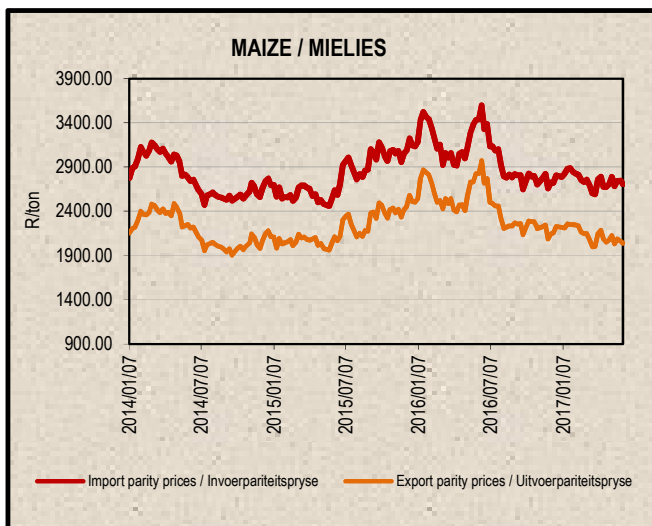
*Difference in quality and locality of SA (As requested by the industry)* 1 *Kwaliteits- en liggingsverskil van SA (Soos deur die bedryf versoek)*

*As from 14 June 2012, the discount/rebate will no longer be used to calculate the export parity price on US HRW and a new calculation will be added for US DNS, also without the discount/rebate.* *Vanaf 14 Junie 2012 sal die diskonto/premie nie meer gebruik word by die berekening van die uitvoerpariteitprys van US HRW nie en 'n nuwe berekening word nou vir US DNS gedoen, ook sonder diskonto/premie.*

*Railage costs: Please take note that on 1 April 2016 Spoornet railage cost changed to R246.10.* 2 *Spoorvrage koste: Neem asb. Kennis dat Spoornet se spoorvrage op 1 April 2016 verander het na R246.10.*

*Loading costs, received from Hull Blyth: Included: Cargo dues, handling, wharf supervision, agency/documentation, logistics & surveys (inspection of cargo).* 3 *Oplaaikoste, ontvang van Hull Blyth: Ingesluit: Kaaigelde, hantering, kaaitoetsig, agente/dokumentasie, logistiek & opnames (inspeksie van skeepsvrage)*

*Excluded: Ship agent fees, health & PPECB inspections, storage facility & transport costs to storage facility, VAT & duties.* *Uitgesluit: Skeepsagentskaps-, inspeksie-, opbergings- en vervoerkoste na opbergingsfasiliteit, BTW & invoerbelasting.*



#### 14. WEATHER

For local weather, please follow the link below:

[www.weathersa.co.za](http://www.weathersa.co.za)

#### 14. WEER

Vir plaaslike weer, volg asseblief die onderstaande skakel:

[www.weathersa.co.za](http://www.weathersa.co.za)

#### **Sources /Bronne:**

(a) = Safex; (b) = International Grains Council; (c) = CBOT; (d) = KCBT;

(e) = Oil World; (f) = Georganos Peanut World.

\* Formula according to ITAC (International Trade Administration Commission of South Africa)/  
Formule volgens ITAC (International Trade Administration Commission of South Africa)

SAGIS

Nico Hawkins

General Manager / Hoofbestuurder

**Indemnity/Vrywaring:** Although everything has been done to ensure the accuracy of the information, neither SAGIS nor any of its directors or employees takes any responsibility for actions or losses that might occur as a result of the usage of this information. / Alhoewel alles gedoen is om te verseker dat die inligting korrek is, aanvaar nie SAGIS of enige van sy direkteure of werknemers verantwoordelikheid vir enige aksies of verliese as gevolg van die inligting wat gebruik is nie.