

**SAGIS WEEKLY BULLETIN / SAGIS WEEKLIKSE BULLETIN**

| 1. Producer Deliveries (ton): |  |  | 1. Produsentelewerings (ton):   |                 |
|-------------------------------|--|--|---|-----------------|
| Commodity                     | Latest week/<br>Jongste week:<br>8 - 14 Jul 2017 | Total: current<br>marketing year/<br>Totaal: huidige<br>bemarkingsjaar | Total: same period<br>previous marketing year/<br>Totaal: selfde periode<br>vorige bemarkingsjaar | Kommoditeit     |
| White maize                   | 724 396  | 6 027 831  | 1 608 331   | Witmielies      |
| Yellow maize                  | 365 842  | 4 536 696  | 2 687 295   | Geelmielies     |
| Total: maize                  | 1 090 238  | 10 564 527   | 4 295 626   | Totaal: mielies |
| Wheat                         | 1 303  | 1 862 756  | 1 392 196   | Koring          |

| 2. Imports (ton):   |  |  | 2. Invoere (ton):   |                |
|---------------------|--|--|---|----------------|
| 2.1 Imports for RSA |  |  | 2.1 Invoere vir RSA   |                |
| Commodity           | Latest week/<br>Jongste week:<br>8 - 14 Jul 2017 | Total: current<br>marketing year/<br>Totaal: huidige<br>bemarkingsjaar | Total: same period<br>previous marketing year/<br>Totaal: selfde periode<br>vorige bemarkingsjaar | Kommoditeit    |
| White maize         | 0  | 0  | 74 814  | Witmielies     |
| Yellow maize        | 0  | 0  | 274 791   | Geelmielies    |
| Maize Total         | 0  | 0  | 349 605   | Mielies Totaal |
| Wheat               | 30 722   | 639 756  | 1 611 641   | Koring         |

**Origin of imports / Oorsprong van invoere**

| White maize/Witmielies | Yellow maize/Geelmielies | Wheat/Koring   |
|------------------------|--------------------------|----------------|
|                        |                          | Argentina      |
|                        |                          | Canada         |
|                        |                          | Czech Republic |
|                        |                          | Germany        |
|                        |                          | Poland         |
|                        |                          | Romania        |
|                        |                          | Russia         |
|                        |                          | USA            |

| 2.2 Imports for other countries |  |  | 2.2 Invoere vir ander lande   |                |
|---------------------------------|--|--|---|----------------|
| Commodity                       | Latest week/<br>Jongste week:<br>8 - 14 Jul 2017 | Total: current<br>marketing year/<br>Totaal: huidige<br>bemarkingsjaar | Total: same period<br>previous marketing year/<br>Totaal: selfde periode<br>vorige bemarkingsjaar | Kommoditeit    |
| White maize                     | 0  | 0  | 24 146  | Witmielies     |
| Yellow maize                    | 0  | 0  | 610   | Geelmielies    |
| Maize Total                     | 0  | 0  | 24 756  | Mielies Totaal |
| Wheat                           | 0  | 173 220  | 182 000   | Koring         |

**Origin of imports / Oorsprong van invoere**

| White maize/Witmielies | Yellow maize/Geelmielies | Wheat/Koring |
|------------------------|--------------------------|--------------|
|                        |                          | Argentina    |
|                        |                          | Canada       |
|                        |                          | Germany      |
|                        |                          | Poland       |
|                        |                          | Romania      |
|                        |                          | Russia       |
|                        |                          | USA          |

**3. Exports (ton):**

**3.1 RSA Exports**

**3. Uitvoere (ton):**

**3.1 RSA Uitvoere**

| Commodity    | Latest week/<br>Jongste week:<br>8 - 14 Jul 2017 | Total: current<br>marketing year/<br>Totaal: huidige<br>bemarkingsjaar | Total: same period<br>previous marketing year/<br>Totaal: selfde periode<br>vorige bemarkingsjaar | Kommoditeit    |
|--------------|--|--|---|----------------|
| White maize  | 10 684   | 206 856  | 105 571   | Witmielies     |
| Yellow maize | 72 175   | 338 018  | 58 343  | Geelmielies    |
| Maize Total  | 82 859   | 544 874  | 163 914   | Mielies Totaal |
| Wheat        | 594  | 87 411   | 43 318  | Koring         |

**Destination of exports / Bestemming van uitvoere**

| White maize/Witmielies | Yellow maize/Geelmielies | Wheat/Koring |
|------------------------|--------------------------|--------------|
| Botswana               | Angola                   | Botswana     |
| Kenya                  | Botswana                 | Lesotho      |
| Lesotho                | Japan                    | Mozambique   |
| Mozambique             | North Korea              | Namibia      |
| Namibia                | South Korea              | Swaziland    |
| Swaziland              | Lesotho                  | Zambia       |
| Zambia                 | Mozambique               | Zimbabwe     |
| Zimbabwe               | Namibia                  |              |
|                        | Swaziland                |              |
|                        | Taiwan                   |              |
|                        | Zimbabwe                 |              |

**3.2 Imports for Exports**

**3.2 Invoere vir Uitvoere**

|              |       |         |         |                |
|--------------|-------|---------|---------|----------------|
| White maize  | 1 317 | 8 858   | 8 853   | Witmielies     |
| Yellow maize | 0     | 0       | 4 128   | Geelmielies    |
| Maize Total  | 1 317 | 8 858   | 12 981  | Mielies Totaal |
| Wheat        | 0     | 171 646 | 186 114 | Koring         |

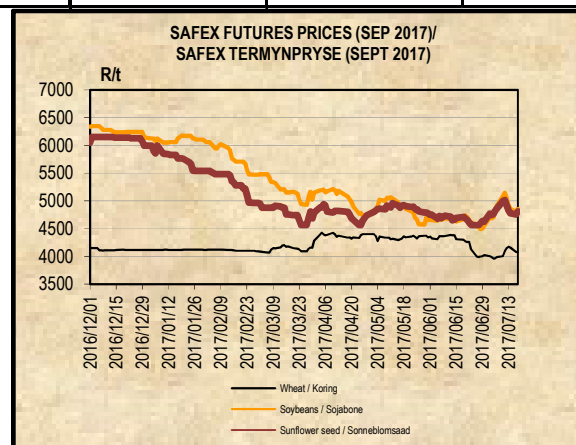
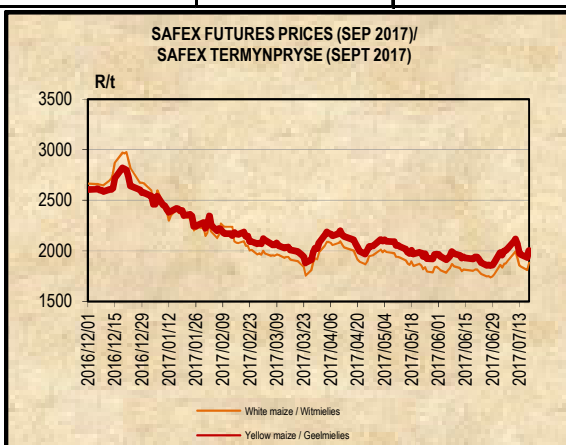
**Destination of exports / Bestemming van uitvoere**

| White maize/Witmielies | Yellow maize/Geelmielies | Wheat/Koring |
|------------------------|--------------------------|--------------|
| Botswana               |                          | Botswana     |
| Zimbabwe               |                          | Lesotho      |
|                        |                          | Swaziland    |
|                        |                          | Zambia       |
|                        |                          | Zimbabwe     |

**4. DOMESTIC PRICES PER SAFEX (R/t)(a)**

**4. PLAASLIKE PRYSE VOLGENS SAFEX (R/t)(a)**

| Commodity    | Future Prices / Termynpryse (2017/07/18) R/ton |         |         |         |         | Kommoditeit |
|--------------|--|---------|---------|---------|---------|-------------|
|              | Jul-17   | Sep-17  | Dec-17  | Mar-18  | May-17  |             |
| White maize  | 1844.00  | 1883.00 | 1957.00 | 2000.00 | 2039.00 | Witmielies  |
| Yellow maize | 1968.00  | 2004.00 | 2080.00 | 2126.00 | 2131.00 | Geelmielies |
| Wheat        | 4570.00  | 4074.00 | 3849.00 | 3915.00 | 4012.00 | Koring      |
| Sunflower    | 4704.00  | 4809.00 | 4970.00 | 5055.00 | 4920.00 | Sonneblom   |
| Soybeans     | 4776.00  | 4848.00 | 4998.00 | 5076.00 | 4945.00 | Sojabone    |
| Sorghum      | 2600.00  | 3000.00 | 3174.00 | 3335.00 | 3356.00 | Sorghum     |



**5. IMPORT TARIFF ON MAIZE (b)\***
**5. INVOERTARIEF OP MIELIES (b)\***

| Derived US No2Y<br>Yellow Maize fob (Gulf) (b) | 2017-07-12      | 2017-07-13 | 2017-07-14 | 2017-07-17 | 2017-07-18 | Afgeleide VSA No2Y<br>Geelmielies vab (Golf) (b) |
|--|-----------------|------------|------------|------------|------------|--|
| RSA Initial Reference Price                    | <b>\$110.00</b> |            |            |            |            | RSA Oorspronklike Verwysingsprys                 |
| Base price (\$/t)                              | 117.65          | 117.65     | 117.65     | 117.65     | 117.65     | Basisprys (\$/t)                                 |
| Daily price (\$/t) (IGC)                       | 162.60          | 156.60     | 161.60     | 160.60     | 161.60     | Daaglikse prys (\$/t) (IGC)                      |
| Average of 21 days (\$/t)                      | 162.89          | 162.55     | 162.41     | 162.12     | 162.03     | Gemiddeld van 21 dae (\$/t)                      |
| Deviation from base price (\$/t)               | -45.24          | -44.90     | -44.76     | -44.47     | -44.38     | Afwyking van basisprys (\$/t)                    |
| Duty on maize (\$/t)                           | -52.89          | -52.55     | -52.41     | -52.12     | -52.03     | Reg op mielies (\$/t)                            |
| R/\$ Exchange rate<br>(average of 21 days)     | 13.0784         | 13.0997    | 13.1222    | 13.1303    | 13.1352    | R/\$ Wisselkoers<br>(gemiddeld van 21 dae)       |
| Duty on maize before adjustment (R/t)          | -691.72         | -688.39    | -687.74    | -684.35    | -683.48    | Reg op mielies voor aanpassing (R/t)             |
| Real effective exchange rate index             | 0.8538          | 0.8538     | 0.8538     | 0.8538     | 0.8538     | Reële effektiewe wisselkoersindeks               |
| Duty on maize (R/t)                            | -590.59         | -587.75    | -587.19    | -584.30    | -583.56    | Reg op mielies (R/t)                             |
| <b>Tariff Gazetted 2006/12/08</b>              | <b>R0.00/t</b>  |            |            |            |            | <b>Tarief gepubliseer 2006/12/08</b>             |

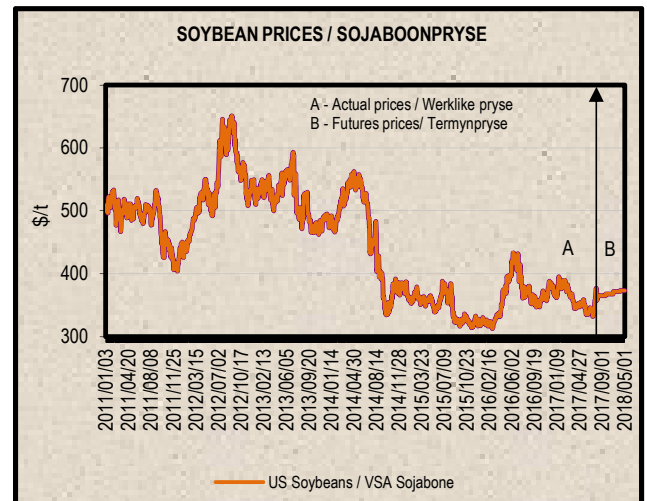
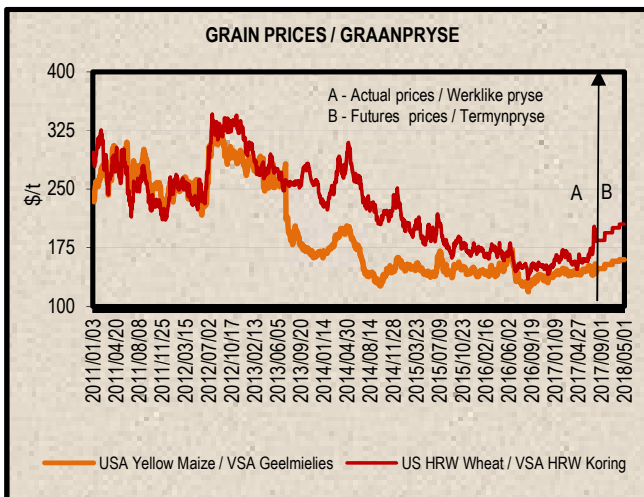
**6. IMPORT TARIFF ON WHEAT (b)\***
**6. INVOERTARIEF OP KORING (b)\***

| US No2 HRW fob (Gulf)                                   | New Formula<br>/<br>Nuwe<br>Formule: |            |            |            |            | VSA No2 HRW vab (Golf)                          |
|---|--------------------------------------|------------|------------|------------|------------|---|
|   | 2017/06/20                           | 2017/06/27 | 2017/07/04 | 2017/07/11 | 2017/07/18 |   |
| RSA Initial Reference Price                             | 294.00                               | 279.00     | 279.00     | 279.00     | 279.00     | RSA Oorspronklike Verwysingsprys                |
| Base price (\$/t)                                       | 191.33                               | 189.67     | 189.67     | 189.67     | 246.33     | Basis prys (\$/t)                               |
| Weekly price (\$/t) (IGC)                               | 244.00                               | 229.00     | 256.00     | 254.00     | 230.00     | Weeklikse prys (\$/t) (IGC)                     |
| 3 Weeks moving average (\$/t)                           | 225.33                               | 232.00     | 243.00     | 246.33     | 246.67     | 3 Weke skuiwende gemiddeld (\$/t)               |
| Number of weeks that the<br>deviation is more than \$10 | 3                                    | 1          | 2          | 3          |            | Aantal weke wat die afwyking meer<br>as \$10 is |
| Deviation from base price (\$/t)                        | -34.00                               | -42.33     | -53.33     | -56.66     | -0.34      | Afwyking van basisprys (\$/t)                   |
| Calculated duty on wheat (\$/t)                         | 68.67                                | 47.00      | 36.00      | 32.67      | 32.33      | Berekende reg op koring (\$/t)                  |
| R/\$ exchange rate                                      | 12.9943                              | 12.8429    | 13.1819    | 13.5996    | 12.9288    | R/\$ wisselkoers                                |
| Calculated duty before adjustment (R/t)                 | 892.32                               | 603.62     | 474.55     | 444.30     | 417.99     | Berekende reg voor aanpassing (R/t)             |
| Real effective exchange rate Index                      |                                      | 0.8864     | 0.8538     | 0.8538     | 0.8538     | Reële effektiewe wisselkoersindeks              |
| Calculated duty on wheat (R/t)                          |                                      | 535.05     | 405.17     | 379.34     | 356.88     | Berekende reg op koring (R/t)                   |
| <b>Tariff Gazetted 2017/06/23 (R/t)</b>                 | <b>R 947.20</b>                      |            |            |            |            | <b>Tarief gepubliseer 2017/06/23 (R/t)</b>      |

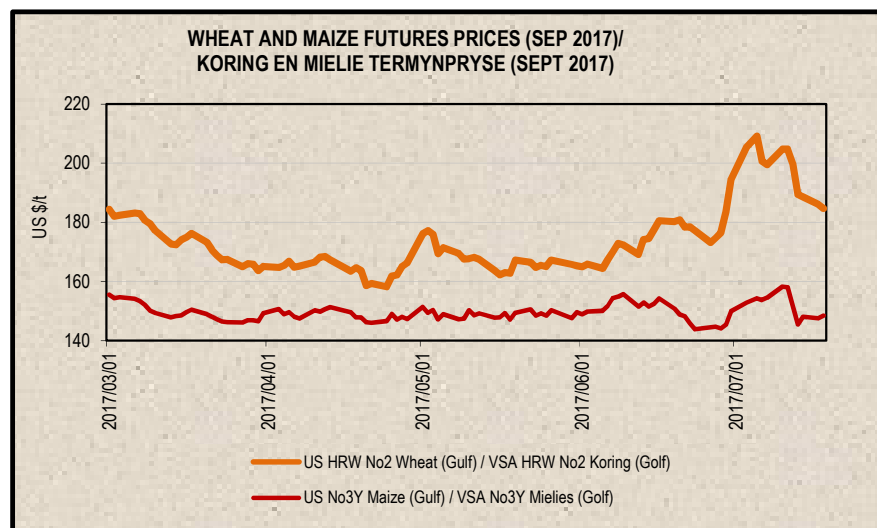
7. PRICES – INTERNATIONAL (US\$/t)

7. PRYSE - INTERNASIONAAL (VSA\$/t)

| FOB (US\$/t)                                  | Export Quotations/<br>Uitvoerkwotasie (b)(e)(f) |            |            |            | VAB (VSA\$/t)                            |
|---|---|------------|------------|------------|--|
|   | 2017/07/18                                      | 2017/07/11 | 2017/07/04 | 2017/06/27 |  |
| US No 2 HRW Wheat (Gulf)                      | 230.00  | 254.00     | 256.00     | 229.00     | VSA No 2 HRW Koring (Golf)               |
| US DNS Wheat 14% PNW                          | 344.00  | 352.00     | 359.00     | 307.00     | VSDNS Koring 14% PNW                     |
| Argentine Wheat (Up River)                    | 192.00  | 194.00     | 194.00     | 192.00     | Argentynse Koring (Up River)             |
| EC (France) Wheat (grade 1)                   | 197.00  | 203.00     | 197.00     | 188.00     | EU (Frankryk) Koring (graad 1)           |
| EC (Germany) B Quality Wheat                  | 208.00  | 214.00     | 211.00     | 203.00     | EU (Duitsland) B Kwaliteit Koring        |
| Black Sea Milling Wheat                       | 195.00  | 196.00     | 189.00     | 187.00     | Swart See Maalkoring                     |
| US No 3Y Maize (Gulf)                         | 160.00  | 167.00     | 164.00     | 156.00     | VSA No3Y Mielies (Golf)                  |
| Argentine Maize (Up River)                    | 148.00  | 156.00     | 150.00     | 145.00     | Argentynse Mielies (Up River)            |
| US Sorghum (Gulf)                             | 191.00  | 202.00     | 187.00     | 178.00     | VSA Sorghum (Golf)                       |
| Argentine Sorghum (Up River)                  | 133.00  | 135.00     | 132.00     | 140.00     | Argentynse Sorghum (Up River)            |
| US Soybeans (Gulf)                            | 381.00  | 391.00     | 371.00     | 352.00     | VSA Sojabone (Gulf)                      |
| Argentine Soybeans (Up River)                 | 374.00  | 387.00     | 370.00     | 352.00     | Argentynse Sojabone (Up River)           |
| Canadian Canola                               | 432.00  | 435.00     | 418.00     | 427.00     | Kanadese Canola                          |
| Argentine Groundnuts Runners 40/50            | 1371.00   | 1381.00    | 1431.00    | 1431.00    | Argentynse Grondbone 40/50 Runners       |
| US Groundnuts Runners 40/50 shelled           | 1381.00   | 1381.00    | 1381.00    | 1381.00    | VSA Grondbone 40/50 Runners uitgedop     |
| Australian Malting Barley (South. Cross Malt) | 231.00  | 225.00     | 225.00     | 221.00     | Australiese Moutgars (South. Cross Malt) |



| Futures prices (US\$/t) / Termynpryse (VSA\$/t) (c)(d) (2017/07/18) |        |        |        |        |        |        |                     |
|---|--------|--------|--------|--------|--------|--------|---------------------|
| Commodity   | Sep-17 | Dec-17 | Mar-18 | May-18 | Jul-18 | Sep-18 | Kommoditeit         |
| US No3 Yellow maize   | 148.42 | 153.77 | 158.02 | 159.99 | 161.96 | 161.96 | VSA No3 Geelmielies |
| US No2 HRW wheat  | 184.67 | 194.45 | 200.40 | 205.17 | 209.07 | 213.11 | VSA No2 HRW koring  |
| US Soybeans   | 365.09 | n/a    | 371.85 | 373.10 | 375.59 | n/a    | VSA Sojabone        |

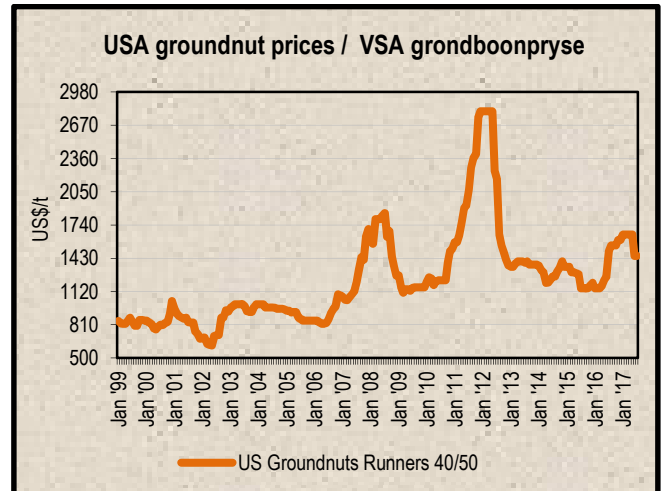
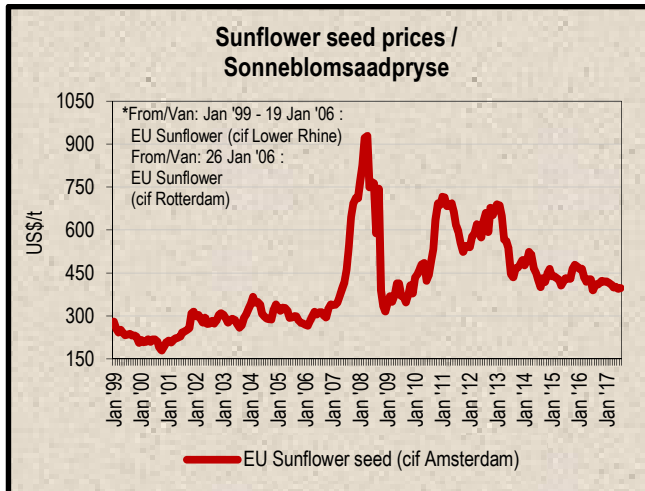


**8. LOWEST REPRESENTATIVE ASKING PRICES**  
(US\$/t)(e)(f)(Prices of previous week)

**8. LAAGSTE VERTEENWOORDIGENDE PRYSE GEVRA**  
(Pryse van vorige week)(VSA\$/t)(e)(f)

| US\$/t                               | 2017/07/13 | 2017/07/06 | Change/<br>Verandering | VSA\$/t                              |
|--------------------------------------|------------|------------|------------------------|--------------------------------------|
| Soybeans, Brazil, c.i.f. Rotterdam   | 417        | 405        | 3.0%                   | Sojabone, Brasilië, k.a.v. Rotterdam |
| Soybeans, USA, c.i.f. Rotterdam      | 412        | 400        | 3.0%                   | Sojabone, VSA, k.a.v. Rotterdam      |
| Groundnuts, USA Runners 40/50*       | 1450       | 1450       | 0.0%                   | Grondbone, VSA Runners 40/50*        |
| Groundnuts, Argentine Runners 40/50* | 1440       | 1450       | -0.7%                  | Grondbone, Argentynse Runners 40/50* |
| Groundnut-oil, c.i.f. Rotterdam      | 1500       | 1500       | 0.0%                   | Grondboon-olie, k.a.v. Rotterdam     |
| Sunflower seed, EU c.i.f. Amsterdam  | 400        | 398        | 0.5%                   | Sonneblomsaad, EU k.a.v. Amsterdam   |
| Sunflower-oil, EU (fob) N.W. Europe  | 790        | 795        | -0.6%                  | Sonneblom-olie, EU (vab) N.W. Eur.   |
| Rapeseed, Europe, 00, c.i.f. Hamburg | 414        | 413        | 0.2%                   | Raapsaad, Europa, 00, k.a.v. Hamburg |

\* Shelled, c.i.f. Rotterdam \* Uitgedop k a v Rotterdam



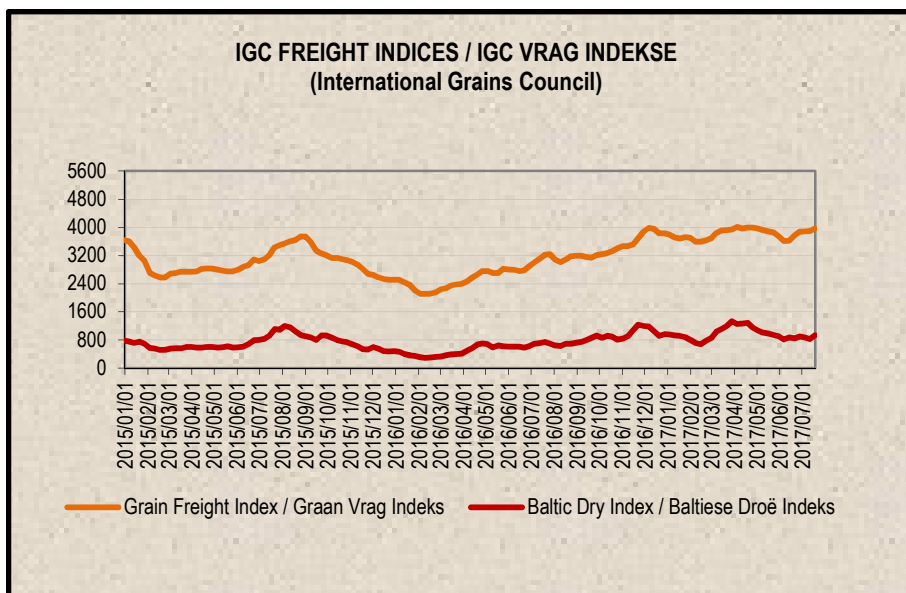
**9. IGC FREIGHT INDICES (b)**

**9. IGC VRAG INDEKSE (b)**

| IGC FREIGHT INDICES / IGC VRAG INDEKSE |            |            |            |            |            |            |                      |
|--|------------|------------|------------|------------|------------|------------|----------------------|
|  | 2017/06/13 | 2017/06/20 | 2017/06/27 | 2017/07/04 | 2017/07/11 | 2017/07/18 |                      |
| Grain Freight Index*                   | 3628       | 3774       | 3881       | 3891       | 3901       | 3969       | Graan Vrag Indeks*   |
| Baltic Dry Index                       | 870        | 847        | 903        | 871        | 830        | 932        | Baltiese Droë Indeks |

\* IGC Grain Freight Index represents 15 major grain routes, including five from the United States of America, and two each from other main exporting nations (including Argentina, Black Sea, Europe and Canada); with base an average of the four weeks ending 11 May 2005 = 6000. The updated indices will be available on Thursdays on SAGIS' website.

\* IGC Graan Vrag Indeks verteenwoordig 15 hoof graanroetes, insluitende vyf vanaf die Verenigde State van Amerika, en twee elk van ander hoof uitvoermasies (insluitende Argentinië, Swart See, Europa en Kanada); met basis 'n gemiddeld van die vier weke geëindig 11 Mei 2005 = 6000. Die opgedateerde indekse sal Donderdae op SAGIS se webwerf beskikbaar.



10. IMPORT PARITY PRICES – SUMMER GRAINS (b)

10. INVOERPARITEITPRYSE - SOMERGRANE (b)

| INVOERPARITEITPRYSE VAN SOMERGRANE (BTW UITGESLT) |               |   | 2017/07/19                                   |                                  |  | IMPORT PARITY PRICES OF SUMMER GRAINS (VAT EXCL) |  |  |
|---|---------------|---|--|----------------------------------|--|--|--|--|
| ITEM  | Nota/<br>Note | Mielies/Maize                               | Mielies/Maize                                | Sorghum                          | Sorghum                                      | Sorghum  | ITEM   |  |
|   |               | VSA/<br>USA<br>Golf/Gulf<br>(no.3Y)<br>\$/t | Argentynse/<br>Argentine<br>Up River<br>\$/t | VSA/<br>USA<br>Golf/Gulf<br>\$/t | Argentynse/<br>Argentine<br>Up River<br>\$/t | Australiese/<br>Australian<br>Brisbane<br>\$/t   |  |  |
| Internasionale VAB pryse                          | a             | 160.00                                      | 148.00                                       | 191.00                           | 133.00                                       | 266.00   | International FOB prices                     |  |
| Vraggeld  | b             | 35.00                                       | 26.00  | 35.00                            | 26.00  | 16.00  | Freight Rates                                |  |
| Assuransie (0.3% van VAB)                         |               | 0.48  | 0.44   | 0.57                             | 0.40   | 0.80   | Insurance (0.3% of FOB)                      |  |
| 1 KOSTE, ASSURANSIE EN VRAG (KAV) \$/T            |               | 195.48                                      | 174.44                                       | 226.57                           | 159.40                                       | 282.80   | 1 COST, INSURANCE AND FREIGHT (CIF) \$/T     |  |
| R/\$ Wisselkoers op: 2017/07/18                   |               | 12.9288                                     | 12.9288                                      | 12.9288                          | 12.9288                                      | 12.9288  | Converted to R/t                             |  |
| 2 KOSTE, ASSURANSIE EN VRAG (KAV) R/t             |               | 2527.32                                     | 2255.30                                      | 2929.28                          | 2060.85                                      | 3656.26  | 2 COST, INSURANCE AND FREIGHT (CIF) R/t      |  |
| Finansieringskoste                                | c             | 21.81                                       | 19.46  | 25.28                            | 17.79  | 31.55  | Financing cost                               |  |
| 3 KOSTE, ASSURANSIE, VRAG EN FINANSIERING R/t     |               | 2549.13                                     | 2274.76                                      | 2954.56                          | 2078.64                                      | 3687.81  | 3 COST, INSURANCE, FREIGHT AND FINANCING R/t |  |
| Aflaaiikoste:                                     | d, e          |   |  |                                  |  |  | Discharging cost:                            |  |
| - Kaapstad  |               | 191.47                                      | 191.47                                       | n/a                              | n/a  | n/a  | - Cape Town                                  |  |
| - Durban  |               | 185.45                                      | 185.45                                       | 190.57                           | 190.57                                       | 190.57   | - Durban                                     |  |
| 4 VRY OP SPOOR (VOS) R/t                          | f             | 0.00  | 0.00   | 74.08                            | 51.59  | 103.17   | 4 FREE ON RAIL (FOR) R/t                     |  |
| - Kaapstad  |               | 2740.60                                     | 2466.23                                      | n/a                              | n/a  | n/a  | - Cape Town                                  |  |
| - Durban  |               | 2734.58                                     | 2460.21                                      | 3028.64                          | 2130.23                                      | 3790.98  | - Durban                                     |  |
| Spoorvragkoste                                    | g             |   |  |                                  |  |  | Railage cost                                 |  |
| - Durban na Randfontein                           |               | 460.20                                      | 460.20                                       | 460.20                           | 460.20                                       | 460.20   | - Durban to Randfontein                      |  |
| <b>5 GELEWER:</b>                                 |               |   |  |                                  |  |  | <b>5 DELIVERED:</b>                          |  |
| <b>- Durban na Randfontein R/ton</b>              |               | <b>3194.78</b>                              | <b>2920.41</b>                               | <b>3488.84</b>                   | <b>2590.43</b>                               | <b>4251.18</b>                                   | <b>- Durban to Randfontein R/ton</b>         |  |

Notas/Notes:

a Bron van pryse en vraggeld : IGC GMI  
Source of prices and freight rates: IGC GMI

2017/07/18

| Termyn / Term                                  | US\$/ton<br>(VAB/FOB) | Vraggeld/Freight Rate: | US\$/ton |
|--|-----------------------|------------------------|----------|
| Mielies/Maize: VSA/USA (Golf/Gulf No.3Y)       |                       | US Golf / Gulf         | 35.00    |
| Mielies/Maize: Argentinië/Argentina (Up River) |                       | Argentinië / Argentina | 26.00    |
| Sorghum: VSA/USA (Golf / Gulf Milo)            |                       | Australië/Australia    | 16.00    |
| Sorghum: Argentinië/Argentina (Up River)       |                       |                        |          |
| Sorghum: Australië/Australia (Brisbane)        |                       |                        |          |
| Aug 2017                                       | 160.00                |                        |          |
| Jul 2017                                       | 148.00                |                        |          |
| Aug 2017                                       | 191.00                |                        |          |
| Jul 2017                                       | 133.00                |                        |          |
| Jul 2017                                       | 266.00                |                        |          |

b Vraggeld: bereken vir vragte van +/- 20 000 - 30 000t / Freight rates: calculated for freights of +/- 20 000 - 30 000t

c Finansieringskoste: 30 000t @ KAV @ primakoers vir 30 dae. Bron/Source: SARB 10.50% 2016/03/18  
Financing cost: 30 000t @ CIF @ prime rate for 30 days.

d Aflaaiikoste / Discharging costs (R/ton):

|                       | Mielies/Maize: | Sorghum |
|-----------------------|----------------|---------|
| Kaapstad / Cape Town: | 191.47         | n/a     |
| Durban:               | 185.45         | 190.57  |

Bron / Source: Mainport Africa Shipping

e Ingesluit: Kaai gelde, hantering, kaaitbesig, agente/dokumentasie, logistiek & opname (inspeksie van skeepsvrag) /

Included: Wharfage, handling, wharf supervision, agent/documentation, logistic & survey (inspection of shipload).  
Uitgesluit: Gesondheidsinspeksie-, skeepsagentskapfooi, strooktoetsingsfooi vir GMO, opbergingskoste asook BTW en invoerbelasting /  
Excluded: Health inspection fee, Ship agency fee, strip testing fees for GMO, storage costs as well as VAT and import duty.

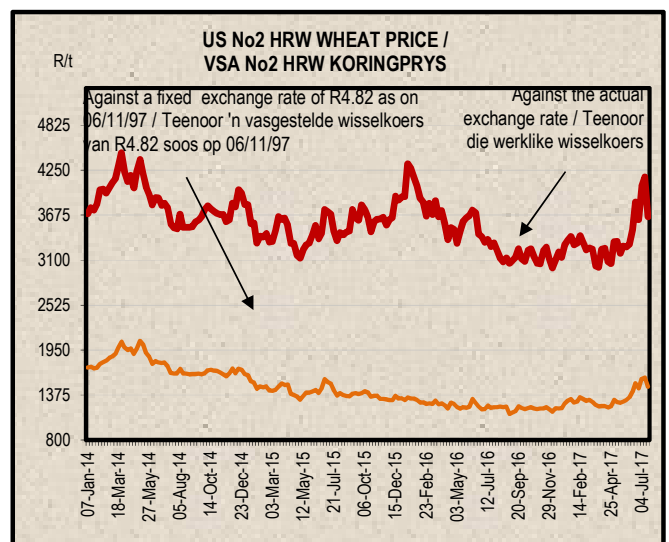
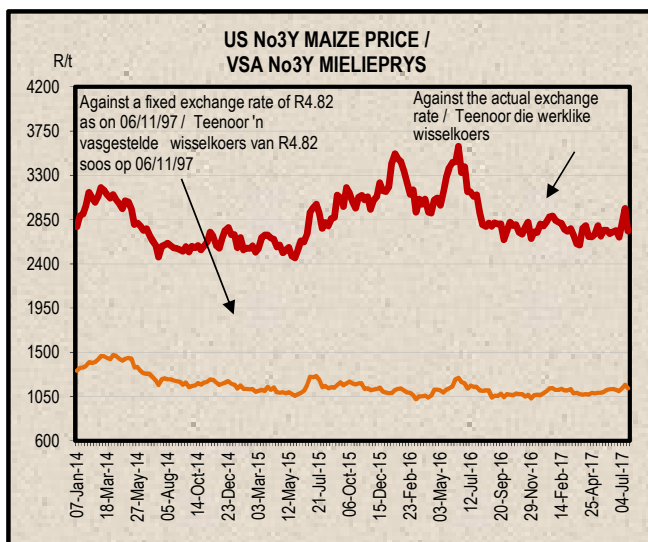
N.B: Steps 'n aanduiding, aangesien koste van opname beding kan word / N.B: Indication only, as cost of survey can be negotiated.

f Invoertarif / Import Tariff:

Mielies/Maize = Vry / Free  
Sorghum = 3% op VAB / on FOB

g Neem asb. kennis dat Spoornet se standaard spoorvrag op 1 April 2017 verhoog het na R460.20.

Please note that Spoornet's standard railage cost has increased on 1 April 2017 to R460.20.





11. IMPORT PARITY PRICES – WINTER CEREALS (b)

11. INVOERPARITEITPARYSE - WINTERGRANE (b)

| INVOERPARITEITPARYSE VAN WINTERGRANE (BTW UITGESLT) |               | 2017/07/19               |                    |                                      |   |   |                           | IMPORT PARITY PRICES OF WINTER CEREALS (VAT EXCL) |  |
|---|---------------|--------------------------|--------------------|--------------------------------------|---|---|---------------------------|---|--|
| ITEM  | Nota/<br>Note | Koring/Wheat             | Koring/Wheat       | Koring/Wheat                         | Koring/Wheat  | Gars/Barley                             | Gars/Barley               | ITEM  |  |
|   |               | VSA/<br>USA<br>Golf/Gulf | VSA/<br>USA<br>PNW | Argentynse/<br>Argentine<br>Up River | EU Duitsland/<br>Germany<br>B kwaliteit/<br>quality | Australiese/<br>Australian<br>Fremantle | Frans/<br>French<br>Rouen |   |  |
|   |               | HRW                      | DNS                | Trigo Pan                            |   | Mout/Malting                            | Mout/Malting              |   |  |
|   |               | \$/t                     | \$/t               | \$/t                                 | \$/t  | \$/t                                    | \$/t                      |   |  |
| Internasionale VAB pryse                            | a             | 230.00                   | 344.00             | 192.00                               | 208.00  | 231.00                                  | 232.00                    | International FOB prices                          |  |
| Vraggeld  | b             | 35.00                    | 35.00              | 26.00                                | 23.00   | 17.00                                   | 24.00                     | Freight Rates                                     |  |
| Assuransie (0.3% van VAB)                           |               | 0.69                     | 1.03               | 0.58                                 | 0.62  | 0.69                                    | 0.70                      | Insurance (0.3% of FOB)                           |  |
| 1 KOSTE, ASSURANSIE EN VRAG (KAV) \$/T              |               | 265.69                   | 380.03             | 218.58                               | 231.62  | 248.69                                  | 256.70                    | 1 COST, INSURANCE AND FREIGHT (CIF) \$/T          |  |
| <i>Omskakel na R/t</i>                              |               |                          |                    |                                      |   |   |                           | <i>Converted to R/t</i>                           |  |
| R/\$ Wisselkoers op: 2017/07/18                     |               | 12.9288                  | 12.9288            | 12.9288                              | 12.9288   | 12.9288                                 | 12.9288                   | R/\$ Exchange rate on: 2017/07/18                 |  |
| 2 KOSTE, ASSURANSIE EN VRAG (KAV) R/t               |               | 3435.05                  | 4913.33            | 2825.98                              | 2994.57   | 3215.26                                 | 3318.82                   | 2 COST, INSURANCE AND FREIGHT (CIF) R/t           |  |
| Finansieringskoste                                  | c             | 29.64                    | 42.40              | 24.39                                | 25.84   | 27.75                                   | 28.64                     | Financing cost                                    |  |
| 3 KOSTE, ASSURANSIE, VRAG EN FINANSIERING R/t       |               | 3464.69                  | 4955.73            | 2850.37                              | 3020.41   | 3243.01                                 | 3347.46                   | 3 COST, INSURANCE, FREIGHT AND FINANCING R/t      |  |
| Aflaaiikoste  | d, e          |                          |                    |                                      |   |   |                           | Discharging cost                                  |  |
| 3.1 Kaapstad (Hoofsaaklik kaaihykraan metode)       |               | 191.47                   | 191.47             | 191.47                               | 191.47  | 199.17                                  | 199.17                    | 3.1 Cape Town (Mainly shore cranes method)        |  |
| 3.2 Durban (Hoofsaaklik suig-in-silo metode)        |               | 189.30                   | 189.30             | 189.30                               | 189.30  | 190.57                                  | 190.57                    | 3.2 Durban (Mainly suction into silo method)      |  |
| Invoertarif op koring                               | f             | 947.20                   | 947.20             | 947.20                               | 947.20  | 0.00                                    | 0.00                      | Import Tariff on wheat                            |  |
| 4 VRY OP SPOOR (VOS) R/t                            |               |                          |                    |                                      |   |   |                           | 4 FREE ON RAIL (FOR) R/t                          |  |
| 4.1 Kaapstadhawe                                    |               | 4603.36                  | 6094.40            | 3989.04                              | 4159.08   | 3442.18                                 | 3546.63                   | 4.1 Cape Town Harbour                             |  |
| 4.2 Durbanhawe                                      |               | 4601.19                  | 6092.23            | 3986.87                              | 4156.91   | 3433.58                                 | 3538.03                   | 4.2 Durban Harbour                                |  |
| Spoorvragkoste                                      | g             |                          |                    |                                      |   |   |                           | Railage cost                                      |  |
| - Kaapstad na Paarl                                 |               | 119.27                   | 119.27             | 119.27                               | 119.27  | n/a                                     | n/a                       | - Cape Town to Paarl                              |  |
| - Durban na Randfontein                             |               | 460.20                   | 460.20             | 460.20                               | 460.20  | 460.20                                  | 460.20                    | - Durban to Randfontein                           |  |
| <b>5 GELEWER:</b>                                   |               |                          |                    |                                      |   |   |                           | <b>5 DELIVERED:</b>                               |  |
| - Kaapstad na Paarl R/t on                          |               | 4722.63                  | 6213.67            | 4108.31                              | 4278.35   | n/a                                     | n/a                       | - Cape Town to Paarl R/t on                       |  |
| - Durban na Randfontein R/t on                      |               | 5061.39                  | 6552.43            | 4447.07                              | 4617.11   | 3893.78                                 | 3998.23                   | - Durban to Randfontein R/t on                    |  |

Notas/Notes: 2017/07/18

a Bron van pryse en vraggeld : IGC GMI  
Source of prices and freight rates: IGC GMI

| Termyn / Term | VAB/FOB<br>US\$/tn | Vraggeld / Freight Rate:<br>US\$/tn | Gars/Barley =<br>US\$ + 1 |
|---------------|--------------------|-------------------------------------|---------------------------|
| Aug 2017      | 230.00             | US (Golf / Gulf)                    | 35.00                     |
| Aug 2017      | 344.00             | Argentinië / Argentine (Upriver)    | 26.00                     |
| Nov 2017      | 192.00             | EEC (Bordeaux Hamburg)              | 23.00                     |
| Jul 2017      | 208.00             | Australië / Australia (Eastern)     | 16.00                     |
| Jul 2017      | 231.00             |                                     |                           |
| Jul 2017      | 232.00             |                                     |                           |

b Vraggeld: bereken vir vragte van +/- 20 000 - 30 000t / Freight rates: calculated for freights of +/- 20 000 - 30 000t

c Finansieringskoste: 30 000t @ KAV @ primakoers vir 30 dae. Bron/Source: SARB 10.50% 2016/03/18  
Financing cost: 30 000t @ CIF @ prime rate for 30 days.

d Aflaaiikoste / Discharging cost (R/tn):

|            | Koring/Wheat: | Gars/Barley: |
|------------|---------------|--------------|
| Kaapstad / |               |              |
| Cape Town: | 191.47        | 199.17       |
| Durban:    | 189.30        | 190.57       |

Bron / Source: Mainport/Africa Shipping

e Ingesluit: Kaaigelde, hantering, kaaibesig, agente/dokumentasie, logistiek & opnames (inspeksie van skeepsvrag).  
Included: Wharfage, handling, wharf supervision, agent/documentation, logistic & survey (inspection of shipload).  
Uitgesluit: Gesondheidsinspeksie-, skeepagentskapfoei, strookbetsingsfoei vir GMO, obergingskoste asook BTW en invoerbelasting.  
Excluded: Health inspection fee, Ship agency fee, strip testing fees for GMO, storage costs as well as VAT and import duty.  
N.B: Slegs 'n aanduiding, aangesien koste van opname beding kan word / N.B: Indication only, as cost of survey can be negotiated.

f Invoertarif / Import Tariff  
Koring/Wheat = R947.20 p/tn  
Gars/Barley = Vry/Free

g Neem asb. Kennis dat Spoorwet se standaard spoorvrag op 1 April 2017 verhoog het soos volg:  
Kaapstad na Paarl R119.27 en Durban na Randfontein R460.20.  
Please note that on 1 April 2017 Spoorwet's standard railage cost has increased as follows:  
Cape Town to Paarl R119.27 and Durban to Randfontein R460.20.

12. IMPORT PARITY PRICES – OIL SEEDS (b)(e)(f)

12. INVOERPARITEITPRYSE - OLIESADE (b)(e)(f)

| INVOERPARITEITPRYSE VAN OLIESADE (BTW UITGESLT) |               | 2017-07-19               |                                      |                                  |                                     |                                    |  |                                     | IMPORT PARITY PRICES OF OIL SEEDS (VAT EXCL) |  |
|---|---------------|--------------------------|--------------------------------------|----------------------------------|-------------------------------------|------------------------------------|--|-------------------------------------|--|--|
| ITEM  | Nota/<br>Note | Sojabone/<br>Soybeans    | Sojabone/<br>Soybeans                | Sojabone/<br>Soybeans            | Sonneblom/<br>Sunflower             | Canola                             | Grondbone/<br>Groundnuts                         | Grondbone/<br>Groundnuts            | ITEM   |  |
|   |               | VSA/<br>USA<br>Golf/Gulf | Argentynse/<br>Argentine<br>Up River | Brazilië/<br>Brazil<br>Paranagua | EU<br>Franse/<br>French<br>Bordeaux | Kanadese/<br>Canadian<br>Vancouver | Argentynse/<br>Argentine<br>Raw Runners<br>40/50 | VSA/<br>USA<br>Raw Runners<br>40/50 |  |  |
|   |               | \$/t                     | \$/t                                 | \$/t                             | \$/t                                | \$/t                               | \$/t   | \$/t                                |  |  |
| Internasionale VAB pryse                        | a             | 381.00                   | 374.00                               | 387.00                           | 406.00                              | 432.00                             | 1371.00 *  | 1381.00 *                           | International FOB prices                     |  |
| Vraggeld  | b             | 35.00                    | 26.00                                | 26.00                            | 23.00                               | 30.00                              | 69.00  | 35.00                               | Freight Rates                                |  |
| Assuransie (0.3% van VAB)                       |               | 1.14                     | 1.12                                 | 1.16                             | 1.22                                | 1.30                               | 4.11   | 4.14                                | Insurance (0.3% of FOB)                      |  |
| 1 KOSTE, ASSURANSIE EN VRAG (KAV) \$/t          |               | 417.14                   | 401.12                               | 414.16                           | 430.22                              | 463.30                             | 1444.11  | 1420.14                             | 1 COST, INSURANCE AND FREIGHT (CIF) \$/t     |  |
| Omskakel na R/t                                 |               |                          |                                      |                                  |                                     |                                    |  |                                     | Converted to R/t                             |  |
| R/\$ Wisselkoers op: 2017/07/18                 |               | 12.9288                  | 12.9288                              | 12.9288                          | 12.9288                             | 12.9288                            | 12.9288  | 12.9288                             | R/\$ Exchange rate on: 2017/07/18            |  |
| 2 KOSTE, ASSURANSIE EN VRAG (KAV) R/t           |               | 5393.12                  | 5186.00                              | 5354.59                          | 5562.23                             | 5989.91                            | 18670.61   | 18360.71                            | 2 COST, INSURANCE AND FREIGHT (CIF) R/t      |  |
| Finansieringskoste                              | c             | 46.54                    | 44.76                                | 46.21                            | 48.00                               | 51.69                              | 161.13   | 158.46                              | Financing cost                               |  |
| 3 KOSTE, ASSURANSIE, VRAG EN FINANSIERING R/t   |               | 5439.66                  | 5230.76                              | 5400.80                          | 5610.23                             | 6041.60                            | 18831.74   | 18519.17                            | 3 COST, INSURANCE, FREIGHT AND FINANCING R/t |  |
| Aflaaiakoste: Durban                            | d, e          | 190.57                   | 190.57                               | 190.57                           | 190.57                              | 190.57                             | 612.66   | 612.66                              | Discharging cost: Durban                     |  |
| Invoertarif:                                    | f             | 394.07                   | 386.83                               | 400.28                           | 0.00                                | 558.52                             | 1772.54  | 1785.47                             | Import Tariff:                               |  |
| 4 VRY OP SPOOR (VOS) R/t Durban                 |               | 6024.30                  | 5808.16                              | 5991.65                          | 5800.80                             | 6790.69                            | 21216.94   | 20917.30                            | 4 FREE ON RAIL (FOR) R/t Durban              |  |
| Spoorvragkoste                                  | g             |                          |                                      |                                  |                                     |                                    |  |                                     | Railage cost                                 |  |
| - Durban na Randfontein                         |               | 460.20                   | 460.20                               | 460.20                           | 460.20                              | 460.20                             | -  | -                                   | - Durban to Randfontein                      |  |
| <b>5 GELEWER:</b>                               |               |                          |                                      |                                  |                                     |                                    |  |                                     | <b>5 DELIVERED:</b>                          |  |
| <b>- Durban na Randfontein R/ton</b>            |               | <b>6484.50</b>           | <b>6268.36</b>                       | <b>6451.85</b>                   | <b>6261.00</b>                      | <b>7250.89</b>                     | <b>-</b>   | <b>-</b>                            | <b>- Durban to Randfontein R/ton</b>         |  |

Notas/Notes:

a Bron van pryse en vraggeld / Source of prices and freight rates : IGC (GMI), Geogalos Peanut World & Oilworld  
2017/07/18

| Termyn / Term   | US\$/ton<br>(VAB/FOB) | Vraggeld/Freight Rate:               | US\$/ton |
|---|-----------------------|--------------------------------------|----------|
| Sojabone/Soybeans: VSA/USA (Golf/Gulf)                        | Aug 2017              | 381.00 US Golf / Gulf                | 35.00    |
| Sojabone/Soybeans: Argentinië/Argentina (Up River)            | Jul 2017              | 374.00 Argentinië / Argentina        | 26.00    |
| Sojabone/Soybeans: Brazilië/Brazil (Paranagua)                | Aug 2017              | 387.00 EEC (Bordeaux/Hamburg)        | 23.00    |
| Sonneblom/Sunflower: EU Frankryk/France (Bordeaux)            | Sep 2017              | 406.00 Kanada/Canada (North Pacific) | 30.00    |
| Canola: Kanada/Canada (Vancouver)                             | Jul 2017              | 432.00 Grondbone/Groundnuts (ARG)    | 69.00    |
| Grondbone/Groundnuts: Argentinië/Argentina (Raw Runner 40/50) | Sep 2017              | 1371.00                              |          |
| Grondbone/Groundnuts: VSA/USA (Runners 40/50)                 | Aug 2017              | 1381.00                              |          |

b Vraggeld: bereken vir vragte van +/- 20 000 - 30 000t. / Freight rates: calculated for freights of +/- 20 000 - 30 000t

c Finansieringskoste: 30 000t @ KAV @ primakoers vir 30 dae. Bron/Source: SARB 10.50% 2016/03/18

Financing cost: 30 000t @ CIF @ prime rate for 30 days.

d Aflaaiakoste / Discharging costs (R/ton):

|         | Sojabone/<br>Soybeans | Sonneblom/<br>Sunflower | Canola | Grondbone/<br>Groundnuts |
|---------|-----------------------|-------------------------|--------|--------------------------|
| Durban: | 190.57                | 190.57                  | 190.57 | 612.66                   |

e Aflaaiakoste / Discharging fees:

Ingesluit: Kaaigelde, hantering, kaaitoetsing, agente/dokumentasie, logistiek & opnames (inspeksie van skeepsvrag) /

Included: Wharfage, handling, wharf supervision, agent/documentation, logistic & survey (inspection of shipload).

Uitgesluit: Gesondheidsinspeksie-, skeepagentskapfooi, strooktoetsingsfooi vir GMO, opbergingskoste asook BTW en invoerbelasting /

Excluded: Health inspection fee, Ship agency fee, strip testing fees for GMO, storage costs as well as VAT and import duty.

N.B: Slegs 'n aanduiding, aangesien koste van opname beding kan word / N.B: Indication only, as cost of survey can be negotiated.

f Invoertarif / Import Tariff:

Sojabone/Soybeans = 8% op VAB / on FOB

Sonneblom/Sunflower = Vry / Free

Canola = 10% op VAB / on FOB

Grondbone/Groundnuts = 10% op VAB / on FOB

g Neem asb. Kennis dat Spoornet se standaard spoorvrag op 1 April 2017 verhoog het na R460.20.

Please note that on 1 April 2017 Spoornet's standard railage cost has increased to R460.20.

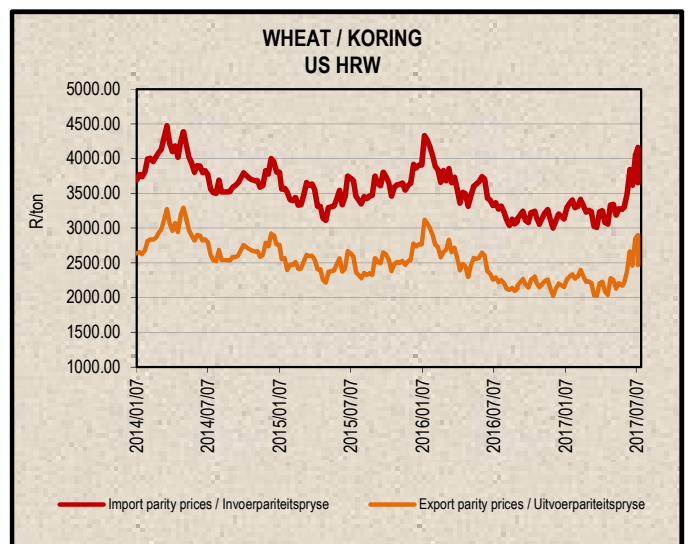
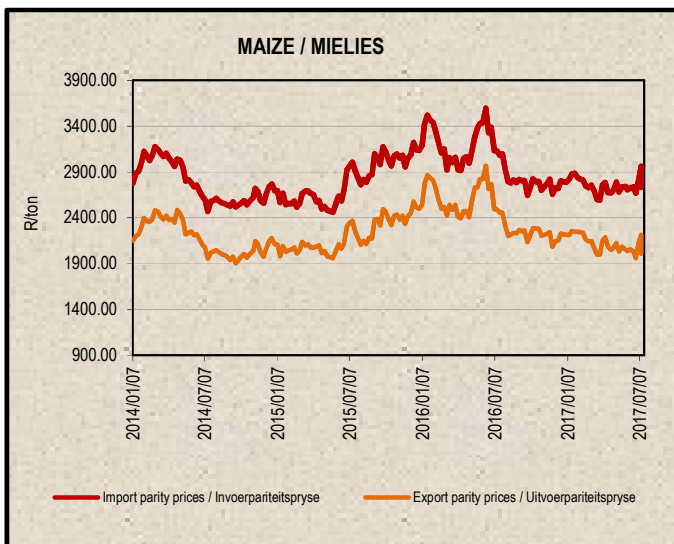
\* Kwotasies is k.a.v. pryse. VAB pryse dus berekende pryse (kav minus vraggeld) / Quotes are c.i.f. prices. FOB prices are therefore calculated prices (cif minus freight rates).



13. EXPORT PARITY PRICES (b)

13. UITVOERPARITEITPRYSE (b)

| INDICATIVE EXPORT PARITY PRICES  |  |   |                                       | 2017/07/19  |   | AANDUIDENDE UITVOERPARITEITSPRYSE |  |
|--|--|---|---------------------------------------|---|---|-----------------------------------|--|
| This is <b>only an example</b> of how an export parity price can be calculated - it can vary according to need   | US No3Y<br>Maize/ Mielies<br>Gulf/Golf (b) | US HRW<br>Wheat/Koring<br>Gulf/Golf (b) | US DNS 14%<br>Wheat/Koring<br>PNW (b) | Argentine Raw<br>Runner 40/50<br>Groundnuts/<br>Grondbone (f)<br>Sep 2017 | Hierdie is <b>slegs 'n voorbeeld</b> van hoe 'n uitvoerpariteitsprys bereken kan word - dit kan varieer volgens behoefte  |                                   |  |
|  | Aug 2017                                   | Aug 2017                                | Aug 2017                              |   |   |                                   |  |
| FOB Gulf value (\$/t)  | 160.00                                     | 230.00                                  | 344.00                                | 1371.00   | VAB Golfwaarde (\$/t)   |                                   |  |
| Difference in quality and locality of SA <sup>1</sup><br>Maize: Plus US\$10 (\$/t)<br>Groundnuts: Less 3,5% of fob value   | \$10.00                                    |   |                                       | 96,5%   | Kwaliteits- en liggingsverskil van SA <sup>1</sup><br>Mielies: Plus VSA\$10 (\$/t)<br>Grondbone: Min 3,5% van vab waarde  |                                   |  |
| SA fob price (\$/t)  | 170.00                                     | 230.00                                  | 344.00                                | 1323.02   | SA vab prys (\$/t)  |                                   |  |
| Exchange rate (1\$=): (2017/07/18)   | 12.9288                                    | 12.9288                                 | 12.9288                               | 12.9288   | Wisselkoers (1\$=): (2017/07/18)  |                                   |  |
| FOB Gulf value (R/t)   | 2197.90                                    | 2973.62                                 | 4447.51                               | 17105.06  | VAB Golfwaarde (R/t)  |                                   |  |
| <b>Marketing costs:</b>  |  |   |                                       |   | <b>Bemerkings koste:</b>  |                                   |  |
| Financing (Prime rate 10.50% - 30 days) (R/t)  | 18.97                                      | 25.66                                   | 38.38                                 | 147.62  | Finansieringskoste (Primakoers 10.50% - 30 dae) (R/t)   |                                   |  |
| Railage: <sup>2</sup><br>Randfontein – Durban harbour  | 460.20                                     | 460.20                                  | 460.20                                | -   | Spoorvrag: <sup>2</sup><br>Randfontein – Durbanhawe   |                                   |  |
| Loading costs: (R/t) <sup>3</sup><br>Durban Harbour (Mainly spout method)  | 170.98                                     | 182.97                                  | 182.97                                | 508.83  | Oplaaikoste: (R/t) <sup>3</sup><br>Durbanhawe (Hoofsaaklik tregter metode)  |                                   |  |
| <b>EXPORT REALISATION (R/t):</b>   |  |   |                                       |   | <b>UITVOER REALISASIE (R/t):</b>  |                                   |  |
| <b>Randfontein</b>   | <b>1547.75</b>                             | <b>2304.79</b>                          | <b>3765.96</b>                        | <b>16448.61</b>   | <b>Randfontein</b>  |                                   |  |
| <i>Difference in quality and locality of SA (As requested by the industry)</i>   |  |   |                                       | 1   | <i>Kwaliteits- en liggingsverskil van SA (Soos deur die bedryf versoek)</i>   |                                   |  |
| <i>As from 14 June 2012, the discount/rebate will no longer be used to calculate the export parity price on US HRW and a new calculation will be added for US DNS, also without the discount/rebate.</i>   |  |   |                                       |   | <i>Vanaf 14 Junie 2012 sal die diskonto/premie nie meer gebruik word by die berekening van die uitvoerpariteitprys van US HRW nie en 'n nuwe berekening word nou vir US DNS gedoen, ook sonder diskonto/premie.</i>   |                                   |  |
| <i>Railage costs: Please note that on 1 April 2017 Spoornet's standard railage cost has increased to R460.20.</i>  |  |   |                                       | 2   | <i>Spoorvrag koste: Neem asb. Kennis dat Spoornet se standaard spoorvrag op 1 April 2017 verhoog het na R460.20.</i>  |                                   |  |
| <i>Loading costs, received from Mainport Africa Shipping: Included: Cargo dues, handling, wharf supervision, agency/documentation, logistics &amp; surveys (inspection of cargo). Excluded: Ship agent fees, health &amp; PPECB inspections, storage facility &amp; transport costs to storage facility, VAT &amp; duties.</i> |  |   |                                       | 3   | <i>Oplaaikoste, ontvang van Mainport Africa Shipping: Ingesluit: Kaaigelde, hantering, kaaitoesig, agente/dokumentasie, logistiek &amp; opnames (inspeksie van skeepsvrag) Uitgesluit: Skeepsagentskaps-, inspeksie-, opbergings- en vervoerkoste na opbergingsfasiliteit, BTW &amp; invoerbelasting.</i> |                                   |  |



**14. WEATHER**

For local weather, please follow the link below:  
[www.weathersa.co.za](http://www.weathersa.co.za)

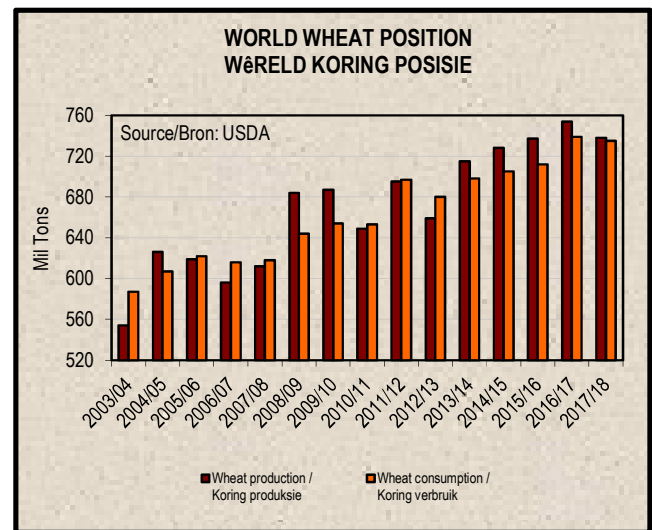
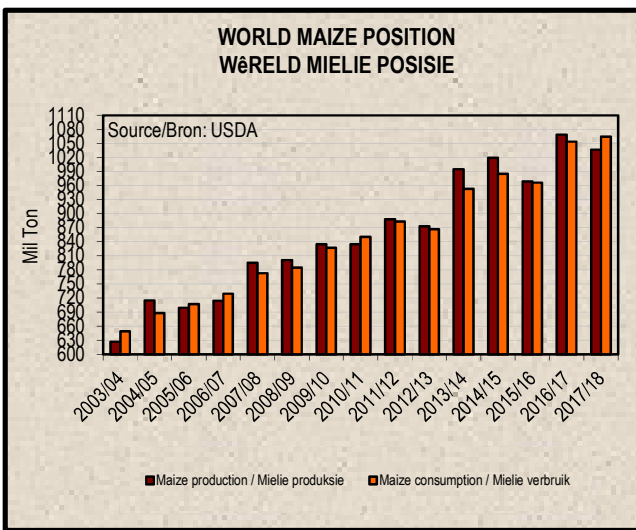
**14. WEER**

Vir plaaslike weer, volg asseblief die onderstaande skakel:  
[www.weathersa.co.za](http://www.weathersa.co.za)

**15. SUNDRIES (g)**

**15. DIVERSE (g)**

| World Balance Sheet / Wêreld Balansstaat (2017/07/12) |                  |                 |                |         |               |                           |                      |                      |                                     |           |             |
|---|------------------|-----------------|----------------|---------|---------------|---------------------------|----------------------|----------------------|-------------------------------------|-----------|-------------|
| Million Ton   | 2017/18          |                 |                |         |               |                           |                      |                      |                                     |           | Miljoen Ton |
|   | Maize<br>Mielies | Wheat<br>Koring | Barley<br>Gars | Sorghum | Oats<br>Hawer | Ground-nuts<br>Grond-bone | Canola/<br>Rape-seed | Soybeans<br>Sojabone | Sunflower<br>seed<br>Sonne-blomsaad |           |             |
| Production  | 1 037            | 738             | 139            | 60      | 22            | 43                        | 72                   | 345                  | 47                                  | Produksie |             |
| Consumption   | 1 064            | 735             | 145            | 61      | 23            | 19                        | 69                   | 302                  | 43                                  | Verbruik  |             |
| Trade   | 151              | 181             | 24             | 7       | 2             | 4                         | 16                   | 150                  | 2                                   | Handel    |             |
| Stock   | 201              | 261             | 18             | 5       | 2             | 2                         | 5                    | 94                   | 2                                   | Voorraad  |             |



**Sources / Bronne:**

(a) = Safex; (b) = International Grains Council; (c) = CBOT; (d) = KCBT;  
 (e) = Oil World; (f) = Georganos Peanut World; (g) = USDA Fas-Online.

\* Formula according to ITAC (International Trade Administration Commission of South Africa)/  
 Formule volgens ITAC (International Trade Administration Commission of South Africa)

SAGIS  
 Nico Hawkins  
 General Manager / Hoofbestuurder

**Indemnity/Vrywaring:** Although everything has been done to ensure the accuracy of the information, neither SAGIS nor any of its directors or employees takes any responsibility for actions or losses that might occur as a result of the usage of this information. / Alhoewel alles gedoen is om te verseker dat die inligting korrek is, aanvaar nie SAGIS of enige van sy direkteure of werknemers verantwoordelikheid vir enige aksies of verliese as gevolg van die inligting wat gebruik is nie.