

**SAGIS WEEKLY BULLETIN / SAGIS WEEKLIKSE BULLETIN**

1. Producer Deliveries (ton):			1. Produsentelewerings (ton):	
Commodity	Latest week/ Jongste week: 22 - 28 Jul 2017	Total: current marketing year/ Totaal: huidige bemarkingsjaar	Total: same period previous marketing year/ Totaal: selfde periode vorige bemarkingsjaar	Kommoditeit
White maize	516 527	7 204 068	1 979 273	Witmielies
Yellow maize	289 719	5 187 296	2 960 872	Geelmielies
Total: maize	806 246	12 391 364	4 940 145	Totaal: mielies
Wheat	878	1 866 240	1 393 658	Koring

2. Imports (ton):			2. Invoere (ton):	
2.1 Imports for RSA			2.1 Invoere vir RSA	
Commodity	Latest week/ Jongste week: 22 - 28 Jul 2017	Total: current marketing year/ Totaal: huidige bemarkingsjaar	Total: same period previous marketing year/ Totaal: selfde periode vorige bemarkingsjaar	Kommoditeit
White maize	0	0	129 581	Witmielies
Yellow maize	0	0	274 791	Geelmielies
Maize Total	0	0	404 372	Mielies Totaal
Wheat	50 763	688 161	1 684 286	Koring

**Origin of imports / Oorsprong van invoere**

White maize/Witmielies	Yellow maize/Geelmielies	Wheat/Koring
		Argentina
		Canada
		Czech Republic
		Germany
		Poland
		Romania
		Russia
		USA

2.2 Imports for other countries			2.2 Invoere vir ander lande	
Commodity	Latest week/ Jongste week: 22 - 28 Jul 2017	Total: current marketing year/ Totaal: huidige bemarkingsjaar	Total: same period previous marketing year/ Totaal: selfde periode vorige bemarkingsjaar	Kommoditeit
White maize	0	0	25 035	Witmielies
Yellow maize	0	0	610	Geelmielies
Maize Total	0	0	25 645	Mielies Totaal
Wheat	0	181 069	186 000	Koring

**Origin of imports / Oorsprong van invoere**

White maize/Witmielies	Yellow maize/Geelmielies	Wheat/Koring
		Argentina
		Canada
		Germany
		Poland
		Romania
		Russia
		USA

**3. Exports (ton):**
**3.1 RSA Exports**

Commodity	Latest week/ Jongste week: 22 - 28 Jul 2017	Total: current marketing year/ Totaal: huidige bemarkingsjaar	Total: same period previous marketing year/ Totaal: selfde periode vorige bemarkingsjaar	Kommoditeit
White maize	35 228	327 526	118 445	Witmielies
Yellow maize	52 349	464 728	66 924	Geelmielies
Maize Total	87 577	792 254	185 369	Mielies Totaal
Wheat	258	88 266	45 542	Koring

**3. Uitvoere (ton):**
**3.1 RSA Uitvoere**
**Destination of exports / Bestemming van uitvoere**

White maize/Witmielies	Yellow maize/Geelmielies	Wheat/Koring
Botswana	Angola	Botswana
Kenya	Botswana	Lesotho
Lesotho	Japan	Mozambique
Mozambique	North Korea	Namibia
Namibia	South Korea	Swaziland
Swaziland	Lesotho	Zambia
Zimbabwe	Mozambique	Zimbabwe
	Namibia	
	Swaziland	
	Taiwan	
	Zimbabwe	

**3.2 Imports for Exports**
**3.2 Invoere vir Uitvoere**

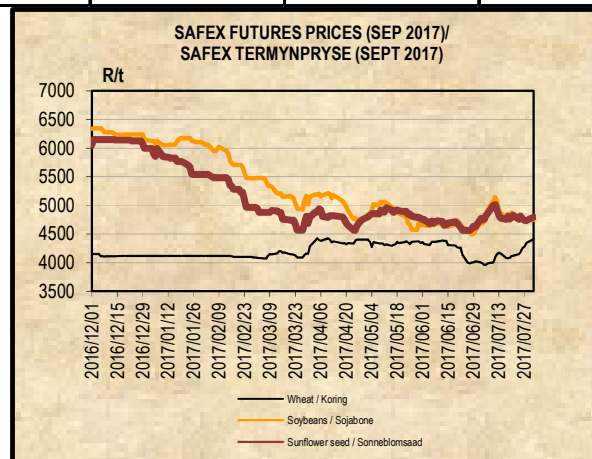
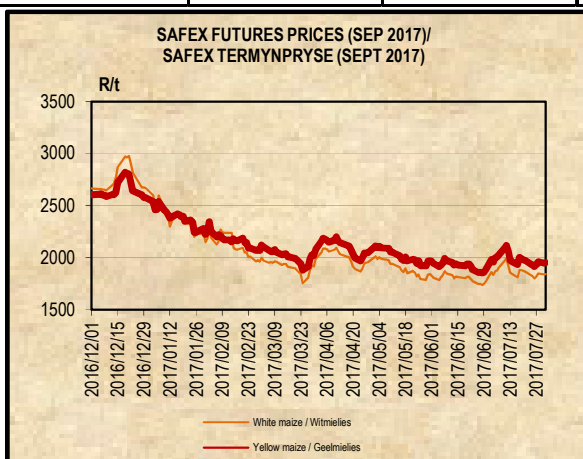
Commodity	2 596	14 087	11 940	Witmielies
White maize	2 596	14 087	11 940	Witmielies
Yellow maize	0	0	4 128	Geelmielies
Maize Total	2 596	14 087	16 068	Mielies Totaal
Wheat	1 871	181 120	190 473	Koring

**Destination of exports / Bestemming van uitvoere**

White maize/Witmielies	Yellow maize/Geelmielies	Wheat/Koring
Botswana		Botswana
Zimbabwe		Lesotho
		Swaziland
		Zambia
		Zimbabwe

**4. DOMESTIC PRICES PER SAFEX (R/t)(a)**
**4. PLAASLIKE PRYSE VOLGENS SAFEX (R/t)(a)**

Commodity	Future Prices / Termynpryse (2017/08/01) R/ton					Kommoditeit
	Aug-17	Sep-17	Dec-17	Mar-18	May-17	
White maize	1806.00	1843.00	1919.00	1968.00	2004.00	Witmielies
Yellow maize	1919.00	1954.00	2031.00	2077.00	2096.00	Geelmielies
Wheat	4553.00	4415.00	4025.00	4086.00	4101.00	Koring
Sunflower	4717.00	4794.00	4979.00	5066.00	4900.00	Sonneblom
Soybeans	4688.00	4745.00	4898.00	5016.00	4971.00	Sojabone
Sorghum	n/a	2700.00	3170.00	3330.00	3200.00	Sorghum



## 5. IMPORT TARIFF ON MAIZE (b)\*

## 5. INVOERTARIEF OP MIELIES (b)\*

Derived US No2Y Yellow Maize fob (Gulf) (b)	2017-07-26	2017-07-27	2017-07-28	2017-07-31	2017-08-01	Afgeleide VSA No2Y Geelmielies vab (Golf) (b)
RSA Initial Reference Price	<b>\$110.00</b>					RSA Oorspronklike Verwysingsprys
Base price (\$/t)	117.65	117.65	117.65	117.65	117.65	Basisprys (\$/t)
Daily price (\$/t) (IGC)	162.60	162.60	162.60	161.60	158.60	Daaglikse prys (\$/t) (IGC)
Average of 21 days (\$/t)	163.46	163.74	163.98	163.93	163.60	Gemiddeld van 21 dae (\$/t)
Deviation from base price (\$/t)	-45.81	-46.09	-46.33	-46.28	-45.95	Afwyking van basisprys (\$/t)
Duty on maize (\$/t)	-53.46	-53.74	-53.98	-53.93	-53.60	Reg op mielies (\$/t)
R/\$ Exchange rate (average of 21 days)	13.1435	13.1390	13.1426	13.1410	13.1457	R/\$ Wisselkoers (gemiddeld van 21 dae)
Duty on maize before adjustment (R/t)	-702.65	-706.09	-709.44	-708.69	-704.61	Reg op mielies voor aanpassing (R/t)
Real effective exchange rate index	0.8538	0.8538	0.8538	0.8538	0.8618	Reële effektiewe wisselkoersindeks
Duty on maize (R/t)	-585.59	-589.57	-591.71	-594.99	-596.79	Reg op mielies (R/t)
<b>Tariff Gazetted 2006/12/08</b>	<b>R0.00/t</b>					<b>Tarief gepubliseer 2006/12/08</b>

## 6. IMPORT TARIFF ON WHEAT (b)\*

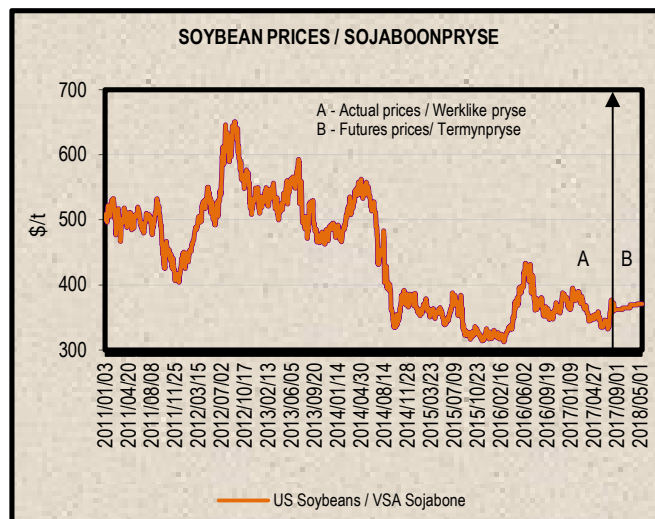
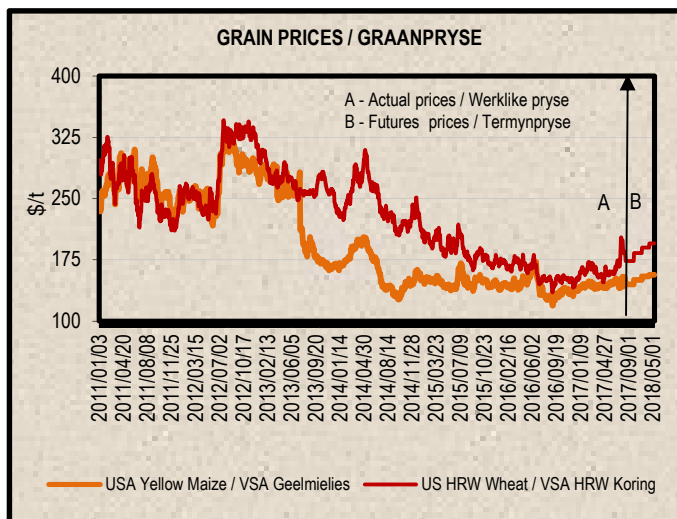
## 6. INVOERTARIEF OP KORING (b)\*

US No2 HRW fob (Gulf)	2017/07/04	2017/07/11	2017/07/18	2017/07/25	2017/08/01	VSA No2 HRW vab (Golf)
RSA Initial Reference Price	279.00	279.00	279.00	279.00	279.00	RSA Oorspronklike Verwysingsprys
Base price (\$/t)	189.67	189.67	246.33	246.33	246.33	Basis prys (\$/t)
Weekly price (\$/t) (IGC)	256.00	254.00	230.00	220.00	210.00	Weeklikse prys (\$/t) (IGC)
3 Weeks moving average (\$/t)	243.00	246.33	246.67	234.67	220.00	3 Weke skuiwende gemiddeld (\$/t)
Number of weeks that the deviation is more than \$10	2	3		1	2	Aantal weke wat die afwyking meer as \$10 is
Deviation from base price (\$/t)	-53.33	-56.66	-0.34	11.66	26.33	Afwyking van basisprys (\$/t)
Calculated duty on wheat (\$/t)	36.00	32.67	32.33	44.33	59.00	Berekende reg op koring (\$/t)
R/\$ exchange rate	13.1819	13.5996	12.9288	12.9774	13.1918	R/\$ wisselkoers
Calculated duty before adjustment (R/t)	474.55	444.30	417.99	575.29	778.32	Berekende reg voor aanpassing (R/t)
Real effective exchange rate Index	0.8538	0.8538	0.8538	0.8538	0.8618	Reële effektiewe wisselkoersindeks
Calculated duty on wheat (R/t)	405.17	379.34	356.88	491.18	670.75	Berekende reg op koring (R/t)
<b>Tariff Gazetted 2017/06/23 (R/t)</b>	<b>R 947.20</b>					<b>Tarief gepubliseer 2017/06/23 (R/t)</b>

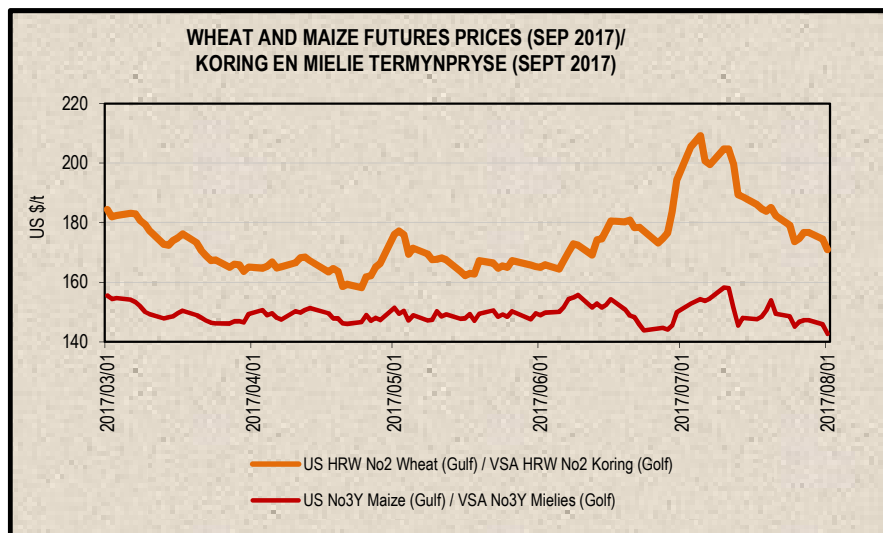
7. PRICES – INTERNATIONAL (US\$/t)

7. PRYSE - INTERNASIONAAL (VSA\$/t)

FOB (US\$/t)	Export Quotations/ Uitvoerkwotasie (b)(e)(f)				VAB (VSA\$/t)
	2017/08/01	2017/07/25	2017/07/18	2017/07/11	
US No 2 HRW Wheat (Gulf)	210.00	220.00	230.00	254.00	VSA No 2 HRW Koring (Golf)
US DNS Wheat 14% PNW	317.00	321.00	344.00	352.00	VSA DNS Koring 14% PNW
Argentine Wheat (Up River)	191.00	192.00	192.00	194.00	Argentynse Koring (Up River)
EC (France) Wheat (grade 1)	198.00	193.00	197.00	203.00	EU (Frankryk) Koring (graad 1)
EC (Germany) B Quality Wheat	210.00	208.00	208.00	214.00	EU (Duitsland) B Kwaliteit Koring
Black Sea Milling Wheat	197.00	196.00	195.00	196.00	Swart See Maalkoring
US No 3Y Maize (Gulf)	157.00	159.00	160.00	167.00	VSA No3Y Mielies (Golf)
Argentine Maize (Up River)	148.00	147.00	148.00	156.00	Argentynse Mielies (Up River)
US Sorghum (Gulf)	186.00	186.00	191.00	202.00	VSA Sorghum (Golf)
Argentine Sorghum (Up River)	133.00	127.00	133.00	135.00	Argentynse Sorghum (Up River)
US Soybeans (Gulf)	375.00	382.00	381.00	391.00	VSA Sojabone (Gulf)
Argentine Soybeans (Up River)	372.00	374.00	374.00	387.00	Argentynse Sojabone (Up River)
Canadian Canola	426.00	419.00	432.00	435.00	Kanadese Canola
Argentine Groundnuts Runners 40/50	1381.00	1371.00	1371.00	1381.00	Argentynse Grondbone 40/50 Runners
US Groundnuts Runners 40/50 shelled	1381.00	1381.00	1381.00	1381.00	VSA Grondbone 40/50 Runners uitgedop
Australian Malting Barley (South. Cross Malt)	228.00	231.00	231.00	225.00	Australiese Moutgars (South. Cross Malt)



Futures prices (US\$/t) / Termynpryse (VSA\$/t) (c)(d) (2017/08/01)							
Commodity	Sep-17	Dec-17	Mar-18	May-18	Jul-18	Sep-18	Kommoditeit
US No3 Yellow maize	142.67	148.18	152.91	155.11	157.16	158.42	VSA No3 Geelmielies
US No2 HRW wheat	170.93	181.00	187.54	192.54	197.75	203.41	VSA No2 HRW koring
US Soybeans	352.52	n/a	362.66	364.57	366.70	n/a	VSA Sojabone



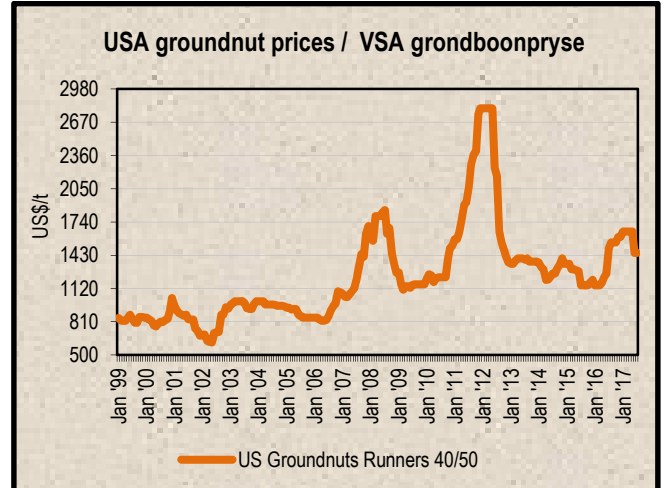
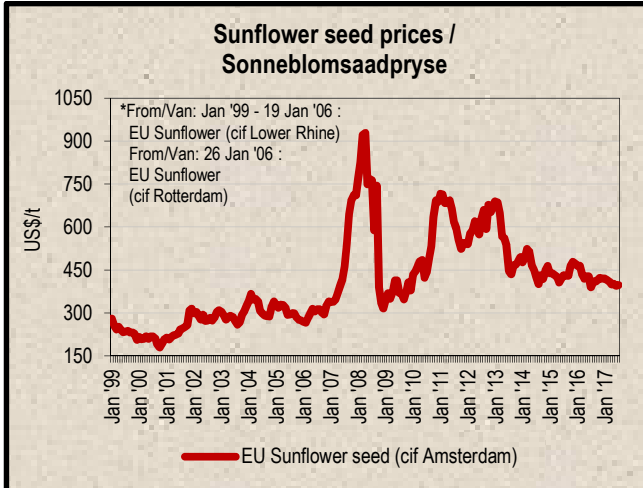
**8. LOWEST REPRESENTATIVE ASKING PRICES**  
(US\$/t)(e)(f)(Prices of previous week)

**8. LAAGSTE VERTEENWOORDIGENDE PRYSE GEVRA**  
(Pryse van vorige week)(VSA\$/t)(e)(f)

US\$/t	2017/07/27	2017/07/20	Change/ Verandering	VSA\$/t
Soybeans, Brazil, c.i.f. Rotterdam	415	420	-1.2%	Sojabone, Brasilië, k.a.v. Rotterdam
Soybeans, USA, c.i.f. Rotterdam	409	414	-1.2%	Sojabone, VSA, k.a.v. Rotterdam
Groundnuts, USA Runners 40/50*	1450	1450	0.0%	Grondbone, VSA Runners 40/50*
Groundnuts, Argentine Runners 40/50*	1450	1440	0.7%	Grondbone, Argentynse Runners 40/50*
Groundnut-oil, c.i.f. Rotterdam	1490	1500	-0.7%	Grondboon-olie, k.a.v. Rotterdam
Sunflower seed, EU c.i.f. Amsterdam	397	400	-0.8%	Sonneblomsaad, EU k.a.v. Amsterdam
Sunflower-oil, EU (fob) N.W. Europe	795	790	0.6%	Sonneblom-olie, EU (vab) N.W. Eur.
Rapeseed, Europe, 00, c.i.f. Hamburg	422	415	1.7%	Raapsaad, Europa, 00, k.a.v. Hamburg

\* Shelled, c.i.f. Rotterdam

\* Uitgedop k a v Rotterdam



**9. IGC FREIGHT INDICES (b)**

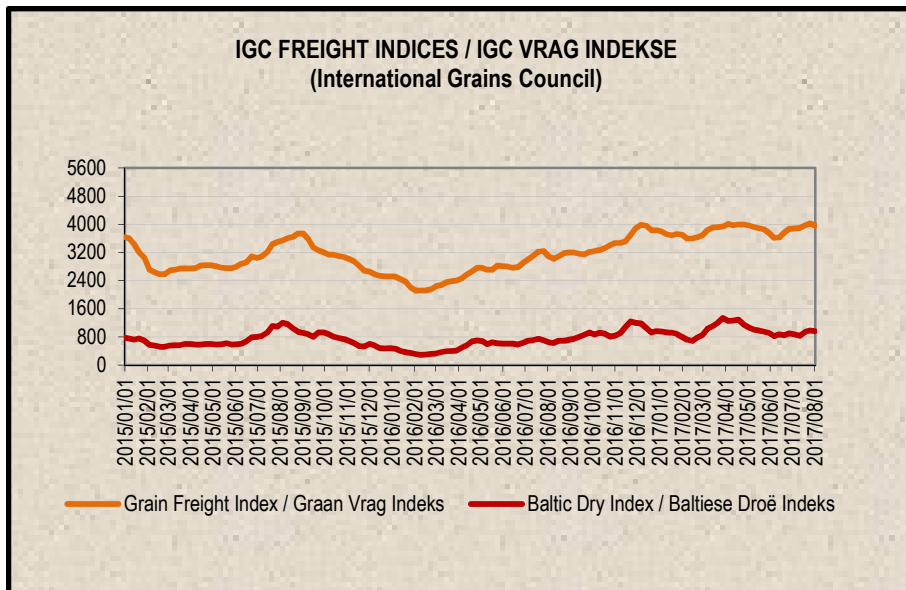
**9. IGC VRAG INDEKSE (b)**

**IGC FREIGHT INDICES / IGC VRAG INDEKSE**

	2017/06/27	2017/07/04	2017/07/11	2017/07/18	2017/07/25	2017/08/01	
Grain Freight Index*	3881	3891	3901	3969	4028	3959	Graan Vrag Indeks*
Baltic Dry Index	903	871	830	932	980	965	Baltiese Droë Indeks

\* IGC Grain Freight Index represents 15 major grain routes, including five from the United States of America, and two each from other main exporting nations (including Argentina, Black Sea, Europe and Canada); with base an average of the four weeks ending 11 May 2005 = 6000. The updated indices will be available on Thursdays on SAGIS' website.

\* IGC Graan Vrag Indeks verteenwoordig 15 hoof graanroetes, insluitende vyf vanaf die Verenigde State van Amerika, en twee elk van ander hoof uitvoermasies (insluitende Argentinië, Swart See, Europa en Kanada); met basis 'n gemiddeld van die vier weke geëindig 11 Mei 2005 = 6000. Die opgedateerde indekse sal Donderdae op SAGIS se webwerf beskikbaar.



10. IMPORT PARITY PRICES – SUMMER GRAINS (b)

10. INVOERPARITEITPRYSE - SOMERGRANE (b)

INVOERPARITEITPRYSE VAN SOMERGRANE (BTW UITGESLT)			2017/08/03		IMPORT PARITY PRICES OF SUMMER GRAINS (VAT EXCL)		
ITEM	Nota/ Note	Mielies/Maize	Mielies/Maize	Sorghum	Sorghum	Sorghum	ITEM
		VSA/ USA Golf/Gulf (no.3Y)	Argentynse/ Argentine Up River	VSA/ USA Golf/Gulf	Argentynse/ Argentine Up River	Australiese/ Australian Brisbane	
		\$/t	\$/t	\$/t	\$/t	\$/t	
Internasionale VAB pryse	a	157.00	148.00	186.00	133.00	280.00	International FOB prices
Vraggeld	b	35.00	27.00	35.00	27.00	15.00	Freight Rates
Assuransie (0.3% van VAB)		0.47	0.44	0.56	0.40	0.84	Insurance (0.3% of FOB)
1 KOSTE, ASSURANSIE EN VRAG (KAV) \$/T		192.47	175.44	221.56	160.40	295.84	1 COST, INSURANCE AND FREIGHT (CIF) \$/T
R/\$ Wisselkoers op: 2017/08/01	<i>Omskakel na R/t</i>	13.1918	13.1918	13.1918	13.1918	13.1918	<i>Converted to R/t</i>
2 KOSTE, ASSURANSIE EN VRAG (KAV) R/t		2539.03	2314.37	2922.78	2115.96	3902.66	2 COST, INSURANCE AND FREIGHT (CIF) R/t
Finansieringskoste	c	21.39	19.50	24.62	17.83	32.88	Financing cost
3 KOSTE, ASSURANSIE, VRAG EN FINANSIERING R/t		2560.42	2333.87	2947.40	2133.79	3935.54	3 COST, INSURANCE, FREIGHT AND FINANCING R/t
Aflaaiikoste:	d, e						Discharging cost:
- Kaapstad		191.47	191.47	n/a	n/a	n/a	- Cape Town
- Durban		185.45	185.45	190.57	190.57	190.57	- Durban
Invoertarif	f	0.00	0.00	73.61	52.64	110.81	Import Tariff
4 VRY OP SPOOR (VOS) R/t		2751.89	2525.34	n/a	n/a	n/a	4 FREE ON RAIL (FOR) R/t
- Kaapstad		2745.87	2519.32	3021.01	2186.43	4046.35	- Cape Town
- Durban							- Durban
Spoorvragkoste	g	460.20	460.20	460.20	460.20	460.20	Railage cost
- Durban na Randfontein							- Durban to Randfontein
<b>5 GELEWER:</b>							<b>5 DELIVERED:</b>
- Durban na Randfontein R/ton		<b>3206.07</b>	<b>2979.52</b>	<b>3481.21</b>	<b>2646.63</b>	<b>4506.55</b>	- Durban to Randfontein R/ton

Notas/Notes:  
a Bron van pryse en vraggeld : IGC GMI  
Source of prices and freight rates: IGC GMI

2017/08/01

Termyn / Term	US\$/ton (VAB/FOB)	Vraggeld/Freight Rate:	US\$/ton
Mielies/Maize: VSA/USA (Golf/Gulf No.3Y)	Aug 2017 157.00	US Golf / Gulf	35.00
Mielies/Maize: Argentinië/Argentina (Up River)	Aug 2017 148.00	Argentinië / Argentina	27.00
Sorghum: VSA/USA (Golf / Gulf Mlio)	Aug 2017 186.00	Australië/Australia	15.00
Sorghum: Argentinië/Argentina (Up River)	Aug 2017 133.00		
Sorghum: Australië/Australia (Brisbane)	Aug 2017 280.00		

b Vraggeld: bereken vir vragte van +/- 20 000 - 30 000t / Freight rates: calculated for freights of +/- 20 000 - 30 000t.  
c Finansieringskoste: 30 000t @ KAV @ primakoers vir 30 dae. Bron/Source: SARB 10.25% 2016/07/21  
Financing cost: 30 000t @ CIF @ prime rate for 30 days.

d Aflaaiikoste / Discharging costs (R/ton):

	Mielies/Maize:	Sorghum
Kaapstad / Cape Town:	191.47	n/a
Durban:	185.45	190.57

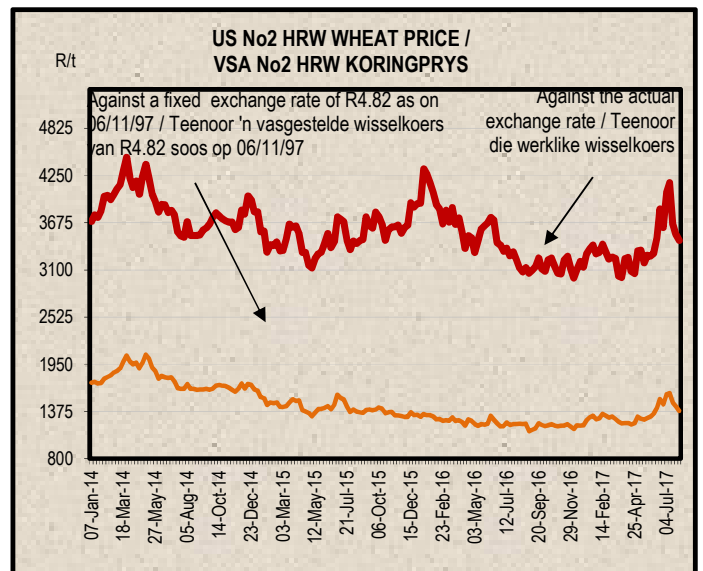
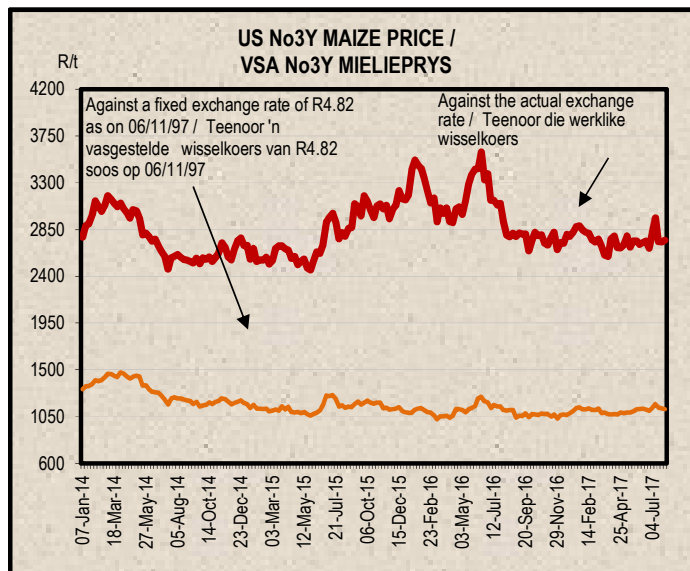
Bron / Source: Mainport Africa Shipping

e Ingesluit: Kaai gelde, hantering, kaaibesig, agente/dokumentasie, logistiek & opnames (inspeksie van skeepsvrag) / Included: Wharfage, handling, wharf supervision, agent/documentation, logistic & survey (inspection of shipload).  
Uitgesluit: Gesondheidsinspeksie-, skeepsagentskapfooi, strookbeltingsfooi vir GMO, opbergingskoste asook BTW en invoerbelasting / Excluded: Health inspection fee, Ship agency fee, strip testing fees for GMO, storage costs as well as VAT and import duty.  
N.B: Slegs 'n aanduiding, aangesien koste van opname beding kan word / N.B: Indication only, as cost of survey can be negotiated.

f Invoertarif / Import Tariff:

Mielies/Maize = Vry / Free  
Sorghum = 3% op VAB / on FOB

g Neem asb. kennis dat Spoornet se standaard spoorvrag op 1 April 2017 verhoog het na R460.20.  
Please note that Spoornets standard railage cost has increased on 1 April 2017 to R460.20.



11. IMPORT PARITY PRICES – WINTER CEREALS (b)

11. INVOERPARITEITPRYSSE - WINTERGRANE (b)

INVOERPARITEITPRYSSE VAN WINTERGRANE (BTW UITGESLT)		2017/08/03						IMPORT PARITY PRICES OF WINTER CEREALS (VAT EXCL)	
ITEM	Nota/ Note	Koring/Wheat	Koring/Wheat	Koring/Wheat	Koring/Wheat	Gars/Barley	Gars/Barley	ITEM	
		VSA/ USA Golf/Gulf	VSA/ USA PNW	Argentynse/ Argentine Up River	EU Duitsland/ Germany	Australiese/ Australian Fremantle	Fransse/ French Rouen		
		HRW	DNS	Trigo Pan	B kwaliteit/ quality	Mout/Malting	Mout/Malting		
		\$/t	\$/t	\$/t	\$/t	\$/t	\$/t		
Internasionale VAB pryse	a	210.00	317.00	191.00	210.00	228.00	248.00	International FOB prices	
Vraggeld	b	35.00	35.00	27.00	22.00	16.00	23.00	Freight Rates	
Assuransie (0.3% van VAB)		0.63	0.95	0.57	0.63	0.68	0.74	Insurance (0.3% of FOB)	
1 KOSTE, ASSURANSIE EN VRAG (KAV) \$/T		245.63	352.95	218.57	232.63	244.68	271.74	1 COST, INSURANCE AND FREIGHT (CIF) \$/T	
<i>Omskakel na R/t</i>								<i>Converted to R/t</i>	
R/\$ Wisselkoers op: 2017/08/01		13.1918	13.1918	13.1918	13.1918	13.1918	13.1918	R/\$ Exchange rate on: 2017/08/01	
2 KOSTE, ASSURANSIE EN VRAG (KAV) R/t		R/t	R/t	R/t	R/t	R/t	R/t	2 COST, INSURANCE AND FREIGHT (CIF) R/t	
		3240.30	4656.05	2883.33	3068.81	3227.77	3584.74		
Finansieringskoste	c	27.30	39.23	24.29	25.85	27.19	30.20	Financing cost	
3 KOSTE, ASSURANSIE, VRAG EN FINANSIERING R/t		3267.60	4695.28	2907.62	3094.66	3254.96	3614.94	3 COST, INSURANCE, FREIGHT AND FINANCING R/t	
Aflaaiikoste	d, e							Discharging cost	
3.1 Kaapstad (Hoofsaaklik kaaihykraan metode)		191.47	191.47	191.47	191.47	199.17	199.17	3.1 Cape Town (Mainly shore cranes method)	
3.2 Durban (Hoofsaaklik suig-in-silo metode)		189.30	189.30	189.30	189.30	190.57	190.57	3.2 Durban (Mainly suction into silo method)	
Invoertarif op koring	f	947.20	947.20	947.20	947.20	0.00	0.00	Import Tariff on wheat	
4 VRY OP SPOOR (VOS) R/t								4 FREE ON RAIL (FOR) R/t	
4.1 Kaapstadhawe		4406.27	5833.95	4046.29	4233.33	3454.13	3814.11	4.1 Cape Town Harbour	
4.2 Durbanhawe		4404.10	5831.78	4044.12	4231.16	3445.53	3805.51	4.2 Durban Harbour	
Spoorvragkoste	g							Railage cost	
- Kaapstad na Paarl		119.27	119.27	119.27	119.27	n/a	n/a	- Cape Town to Paarl	
- Durban na Randfontein		460.20	460.20	460.20	460.20	460.20	460.20	- Durban to Randfontein	
<b>5 GELEWER:</b>								<b>5 DELIVERED:</b>	
- Kaapstad na Paarl R/ton		4525.54	5953.22	4165.56	4352.60	n/a	n/a	- Cape Town to Paarl R/ton	
- Durban na Randfontein R/ton		4864.30	6291.98	4504.32	4691.36	3905.73	4265.71	- Durban to Randfontein R/ton	

Notas/Notes: 2017/08/01

a Bron van pryse en vraggeld : IGC GMI  
Source of prices and freight rates: IGC GMI

Termyn / Term	VAB/FOB US\$/ton	Vraggeld / Freight Rate: US\$/ton	Gars/Barley = US\$ + 1
Aug 2017	210.00	US (Golf / Gulf)	35.00
Aug 2017	317.00	Argentinië / Argentine (Upriver)	27.00
Des/Dec 2017	191.00	EEC (Bordeaux Hamburg)	22.00
Aug 2017	210.00	Australië / Australia (Eastern)	15.00
Aug 2017	228.00		16.00
Aug 2017	248.00		

b Vraggeld: bereken vir vragte van +/- 20 000 - 30 000t / Freight rates: calculated for freights of +/- 20 000 - 30 000t.

c Finansieringskoste: 30 000t @ KAV @ primakoers vir 30 dae. Bron/Source: SARB 10.25% 2016/07/21  
Financing cost: 30 000t @ CIF @ prime rate for 30 days.

d Aflaaiikoste / Discharging cost (R/ton):

	Koring/Wheat	Gars/Barley:
Kaapstad /		
Cape Town:	191.47	199.17
Durban:	189.30	190.57

Bron / Source: Mainport Africa Shipping

e Ingesluit: Kaaihelpe, hantering, kaaitoetsing, agente/dokumentasie, logistiek & opnames (inspeksie van skeepsvrag).  
Included: Wharfage, handling, wharf supervision, agent documentation, logistic & survey (inspection of shipload).  
Uitgesluit: Gesondheidsinspeksie-, skeepagentskapfooi, strookbetsingsboei vir GMO, opbergingskoste asook BTW en invoerbelasting.  
Excluded: Health inspection fee, Ship agency fee, strip testing fees for GMO, storage costs as well as VAT and import duty.  
N.B: Slegs 'n aanduiding, aangesien koste van opname beding kan word / N.B: Indication only, as cost of survey can be negotiated.

f Invoertarif / Import Tariff:  
Koring/Wheat = R947.20 p/ton  
Gars/Barley = Vry/Free

g Neem asb. Kennis dat Spoorwet se standaard spoorvrag op 1 April 2017 verhoog het soos volg:  
Kaapstad na Paarl R119.27 en Durban na Randfontein R460.20.  
Please note that on 1 April 2017 Spoorwet's standard railage cost has increased as follows:  
Cape Town to Paarl R119.27 and Durban to Randfontein R460.20.

12. IMPORT PARITY PRICES – OIL SEEDS (b)(e)(f)

12. INVOERPARITEITPRYSE - OLIESADE (b)(e)(f)

INVOERPARITEITPRYSE VAN OLIESADE (BTW UITGESLT)

2017-08-03

IMPORT PARITY PRICES OF OIL SEEDS (VAT EXCL)

ITEM	Nota/ Note	Sojabone/ Soybeans	Sojabone/ Soybeans	Sojabone/ Soybeans	Sonneblom/ Sunflower	Canola	Grondbone/ Groundnuts	Grondbone/ Groundnuts	ITEM
		VSA/ USA Golf/Gulf	Argentynse/ Argentine Up River	Brazilië/ Brazil Paranagua	EU Franse/ French Bordeaux	Kanadese/ Canadian Vancouver	Argentynse/ Argentine Raw Runners 40/50	VSA/ USA Raw Runners 40/50	
		\$/t	\$/t	\$/t	\$/t	\$/t	\$/t	\$/t	
Internasionale VAB pryse	a	375.00	372.00	380.00	414.00	426.00	1381.00 *	1381.00 *	International FOB prices
Vraggeld	b	35.00	27.00	27.00	22.00	30.00	69.00	35.00	Freight Rates
Assuransie (0.3% van VAB)		1.13	1.12	1.14	1.24	1.28	4.14	4.14	Insurance (0.3% of FOB)
1 KOSTE, ASSURANSIE EN VRAG (KAV) \$/t		411.13	400.12	408.14	437.24	457.28	1454.14	1420.14	1 COST, INSURANCE AND FREIGHT (CIF) \$/t
Omskakel na R/t									Converted to R/t
R/\$ Wisselkoers op: 2017/08/03		13.1918	13.1918	13.1918	13.1918	13.1918	13.1918	13.1918	R/\$ Exchange rate on: 2017/08/03
2 KOSTE, ASSURANSIE EN VRAG (KAV) R/t		5423.54	5278.30	5384.10	5767.98	6032.35	19182.72	18734.20	2 COST, INSURANCE AND FREIGHT (CIF) R/t
Finansieringskoste	c	45.69	44.47	45.36	48.59	50.82	161.61	157.83	Financing cost
3 KOSTE, ASSURANSIE, VRAG EN FINANSIERING R/t		5469.23	5322.77	5429.46	5816.57	6083.17	19344.33	18892.03	3 COST, INSURANCE, FREIGHT AND FINANCING R/t
Aflaaiikoste: Durban	d, e	190.57	190.57	190.57	190.57	190.57	612.66	612.66	Discharging cost Durban
Invoertarif:	f	395.75	392.59	401.03	0.00	561.97	1821.79	1821.79	Import Tariff
4 VRY OP SPOOR (VOS) R/t Durban		6055.55	5905.93	6021.06	6007.14	6835.71	21778.78	21326.48	4 FREE ON RAIL (FOR) R/t Durban
Spoorvragkoste	g	460.20	460.20	460.20	460.20	460.20	-	-	Railage cost
- Durban na Randfontein									- Durban to Randfontein
5 GELEWER:		6515.75	6366.13	6481.26	6467.34	7295.91	-	-	5 DELIVERED:
- Durban na Randfontein R/ton									- Durban to Randfontein R/ton

Notas/Notes:

a Bron van pryse en vraggeld / Source of prices and freight rates : IGC (GMI), Geogalos Peanut World & Oilworld

2017/08/01

Termyn / Term	US\$/ton (VAB/FOB)	Vraggeld/Freight Rate:	US\$/ton
Sojabone/Soybeans: VSA/USA (Golf/Gulf)	375.00	US Golf / Gulf	35.00
Sojabone/Soybeans: Argentinië/Argentina (Up River)	372.00	Argentinië / Argentina	27.00
Sojabone/Soybeans: Brazilië/Brazil (Paranagua)	380.00	EEC (Bordeaux/Hamburg)	22.00
Sonneblom/Sunflower: EU Frankryk/France (Bordeaux)	414.00	Kanada/Canada (North Pacific)	30.00
Canola: Kanada/Canada (Vancouver)	426.00	Grondbone/Groundnuts (ARG)	69.00
Grondbone/Groundnuts: Argentinië/Argentina (Raw Runner 40/50)	1381.00		
Grondbone/Groundnuts: VSA/USA (Runners 40/50)	1381.00		

b Vraggeld: bereken vir vragte van +/- 20 000 - 30 000t / Freight rates: calculated for freights of +/- 20 000 - 30 000t

c Finansieringskoste: 30 000t @ KAV @ primakoers vir 30 dae. Bron/Source: SARB 10.25% 2016/07/21

Financing cost: 30 000t @ CIF @ prime rate for 30 days.

d Aflaaiikoste / Discharging costs (R/ton):

	Sojabone/ Soybeans	Sonneblom/ Sunflower	Canola	Grondbone/ Groundnuts
Durban:	190.57	190.57	190.57	612.66

e Aflaaiikoste / Discharging fees:

Ingesluit: Kaaigelde, hantering, kaaibesig, agente/dokumentasie, logistiek & opnames (inspeksie van skeepsvrag) /

Included: Wharfage, handling, wharf supervision, agent/documentation, logistic & survey (inspection of shipload).

Uitgesluit: Gesondheidsinspeksie-, skeepsagentskapfooi, strooktoetsingsfooi vir GMO, opbergingskoste asook BTW en invoerbelasting /

Excluded: Health inspection fee, Ship agency fee, strip testing fees for GMO, storage costs as well as VAT and import duty.

N.B: Slegs 'n aanduiding, aangesien koste van opname beding kan word / N.B: Indication only, as cost of survey can be negotiated.

f Invoertarif / Import Tariff:

Sojabone/Soybeans = 8% op VAB / on FOB

Sonneblom/Sunflower = Vry / Free

Canola = 10% op VAB / on FOB

Grondbone/Groundnuts = 10% op VAB / on FOB

g Neem asb. Kennis dat Spoornet se standaard spoorvrag op 1 April 2017 verhoog het na R460.20.

Please note that on 1 April 2017 Spoornet's standard railage cost has increased to R460.20.

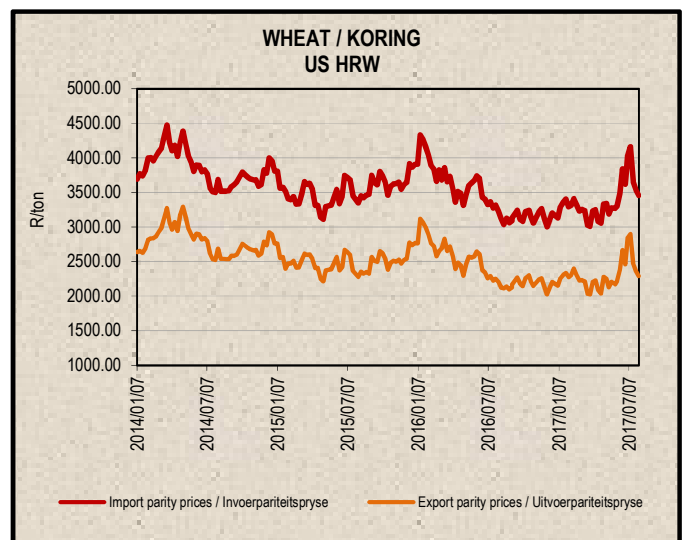
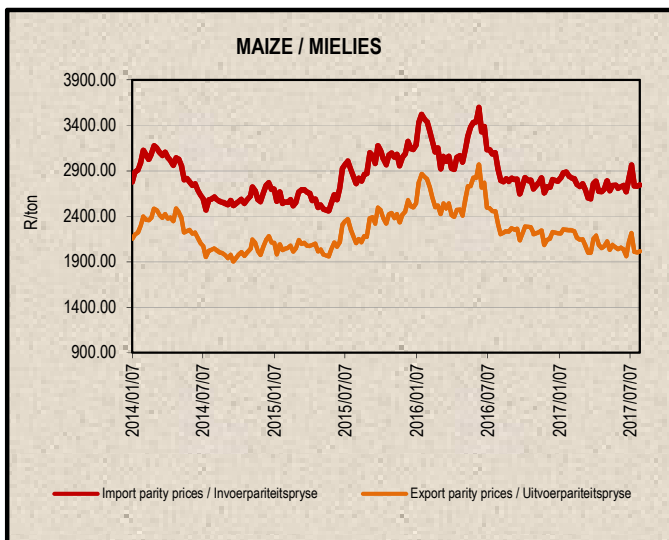
\* Kwotasies is k.a.v. pryse. VAB pryse dus berekende pryse (kav minus vraggeld) / Quotes are c.i.f. prices. FOB prices are therefore calculated prices (cif minus freight rates).



13. EXPORT PARITY PRICES (b)

13. UITVOERPARITEITPRYSE (b)

INDICATIVE EXPORT PARITY PRICES		2017/08/03			AANDUIDENDE UITVOERPARITEITSPRYSE	
	US No3Y Maize/ Mielies Gulf/Golf (b)	US HRW Wheat/Koring Gulf/Golf (b)	US DNS 14% Wheat/Koring PNW (b)	Argentine Raw Runner 40/50 Groundnuts/ Grondbone (f) Sep 2017	Hierdie is slegs 'n voorbeeld van hoe 'n uitvoerpariteitsprys bereken kan word - dit kan varieer volgens behoeftes	
	Aug 2017	Aug 2017	Aug 2017			
This is <b>only an example</b> of how an export parity price can be calculated - it can vary according to need						
FOB Gulf value (\$/t)	157.00	210.00	317.00	1381.00	VAB Golfwaarde (\$/t)	
Difference in quality and locality of SA <sup>1</sup>					Kwaliteits- en liggingsverskil van SA <sup>1</sup>	
Maize: Plus US\$10 (\$/t)	\$10.00				Mielies: Plus VSA\$10 (\$/t)	
Groundnuts: Less 3,5% of fob value				96,5%	Grondbone: Min 3,5% van vab waarde	
SA fob price (\$/t)	167.00	210.00	317.00	1332.67	SA vab prys (\$/t)	
Exchange rate (1\$=): (2017/08/01)	13.1918	13.1918	13.1918	13.1918	Wisselkoers (1\$=): (2017/08/01)	
FOB Gulf value (R/t)	2203.03	2770.28	4181.80	17580.32	VAB Golfwaarde (R/t)	
<b>Marketing costs:</b>					<b>Bemerkings koste:</b>	
Financing (Prime rate 10.25% - 30 days) (R/t)	19.01	23.91	36.09	151.72	Finansieringskoste (Primakoers 10.25% - 30 dae) (R/t)	
Railage: <sup>2</sup>					Spoorvrag: <sup>2</sup>	
Randfontein – Durban harbour	460.20	460.20	460.20	-	Randfontein – Durbanhawe	
Loading costs: (R/t) <sup>3</sup>					Oplaaikoste: (R/t) <sup>3</sup>	
Durban Harbour (Mainly spout method)	170.98	182.97	182.97	508.83	Durbanhawe (Hoofsaaklik tregter metode)	
<b>EXPORT REALISATION (R/t):</b>					<b>UITVOER REALISASIE (R/t):</b>	
<b>Randfontein</b>	<b>1552.84</b>	<b>2103.20</b>	<b>3502.54</b>	<b>16919.77</b>	<b>Randfontein</b>	
<i>Difference in quality and locality of SA (As requested by the industry)</i>			1	<i>Kwaliteits- en liggingsverskil van SA (Soos deur die bedryf versoek)</i>		
<i>As from 14 June 2012, the discount/rebate will no longer be used to calculate the export parity price on US HRW and a new calculation will be added for US DNS, also without the discount/rebate.</i>				<i>Vanaf 14 Junie 2012 sal die diskonto/premie nie meer gebruik word by die berekening van die uitvoerpariteitprys van US HRW nie en 'n nuwe berekening word nou vir US DNS gedoen, ook sonder diskonto/premie.</i>		
<i>Railage costs: Please note that on 1 April 2017 Spoornet's standard railage cost has increased to R460.20.</i>			2	<i>Spoorvrag koste: Neem asb. Kennis dat Spoornet se standaard spoorvrag op 1 April 2017 verhoog het na R460.20.</i>		
<i>Loading costs, received from Mainport Africa Shipping: Included: Cargo dues, handling, wharf supervision, agency/documentation, logistics &amp; surveys (inspection of cargo). Excluded: Ship agent fees, health &amp; PPECB inspections, storage facility &amp; transport costs to storage facility, VAT &amp; duties.</i>			3	<i>Oplaaikoste, ontvang van Mainport Africa Shipping: Ingesluit: Kaagelde, hantering, kaaitoesig, agente/dokumentasie, logistiek &amp; opnames (inspeksie van skeepsvrag) Uitgesluit: Skeepsagentskaps-, inspeksie-, opbergings- en vervoerkoste na opbergingsfasiliteit, BTW &amp; invoerbelasting.</i>		



#### 14. WEATHER

For local weather, please follow the link below:

[www.weathersa.co.za](http://www.weathersa.co.za)

#### 14. WEER

Vir plaaslike weer, volg asseblief die onderstaande skakel:

[www.weathersa.co.za](http://www.weathersa.co.za)

#### **Sources /Bronne:**

(a) = Safex; (b) = International Grains Council; (c) = CBOT; (d) = KCBT;  
(e) = Oil World; (f) = Georgalos Peanut World.

\* Formula according to ITAC (International Trade Administration Commission of South Africa)/  
Formule volgens ITAC (International Trade Administration Commission of South Africa)

SAGIS

Nico Hawkins

General Manager / Hoofbestuurder

**Indemnity/Vrywaring:** Although everything has been done to ensure the accuracy of the information, neither SAGIS nor any of its directors or employees takes any responsibility for actions or losses that might occur as a result of the usage of this information. / Alhoewel alles gedoen is om te verseker dat die inligting korrek is, aanvaar nie SAGIS of enige van sy direkteure of werknemers verantwoordelikheid vir enige aksies of verliese as gevolg van die inligting wat gebruik is nie.